

2019 Virginia Toxics Release Inventory Report

Summary of Data from 2019 Industry Reports



www.DEQ.Virginia.gov

March 2021

Mission and Programs

It is the mission of the Virginia Department of Environmental Quality (DEQ) to protect the environment in order to promote the health and well-being of Virginians. To this end, DEQ implements numerous programs that range from the media-specific (air quality, water quality and waste management) to particular areas (such as the Chesapeake Bay and the Virginia Coastal Zone Management Area), to more specific programs (such as Small Business Assistance and Citizen Water Quality Monitoring). DEQ is committed to pollution prevention and elimination, or reduction of waste, at the source of generation. An example of a pollution prevention program is the Virginia Environmental Excellence Program, which encourages businesses and organizations to go beyond legal requirements and adopt environmental management systems.

All sectors of government, businesses and industry – and Virginia’s citizens – have a role in managing and controlling the release of toxic chemicals in the Commonwealth of Virginia.

TABLE OF CONTENTS

EXECUTIVE SUMMARY	I
INTRODUCTION	1
PART ONE - VIRGINIA TRI REPORTING	1
Statutory and Regulatory Basis	1
Current Year (2019) Virginia Facility Reports	1
Changes to the 2019 Virginia TRI Report	1
PART TWO - NATIONAL TOXICS RELEASE INVENTORY REPORTING PROGRAM.....	2
The National Toxics Release Inventory	2
Facilities Which Must Report	2
Chemicals and Chemical Categories.....	3
Reporting Forms and Activities Which Must Be Reported	3
PART THREE - USES AND LIMITATIONS OF TRI DATA	5
CHAPTER ONE - 2019 VIRGINIA TRI DATA REVIEW.....	7
PART ONE - 2019 OVERVIEW AND SUMMARY	7
PART TWO - ON-SITE RELEASES TO THE ENVIRONMENT	9
To the Air	10
To Water.....	11
To the Land	12
PART THREE - OFF-SITE TRANSFERS	13
To Publicly Owned Treatment Works	14
To Other Off-Site Locations	15
PART FOUR - ON-SITE AND OFF-SITE MANAGEMENT.....	16
CHAPTER TWO - 2019 TRI DATA FOR PBT CHEMICALS.....	17
CHAPTER THREE – INDUSTRIAL SECTORS, FACILITIES AND LOCATIONS.....	22
PART ONE - INDUSTRIAL SECTORS	22
Reporting On-Site Releases of TRI Chemicals.....	22
Reporting On-Site Management of TRI Chemicals.....	24
PART TWO - FACILITIES.....	25
Reporting On-Site Releases of TRI Chemicals.....	25
Reporting On-Site Management of TRI Chemicals.....	26
PART THREE - JURISDICTIONS.....	27
With Facilities Reporting On-Site Releases of TRI Chemicals	27
With Facilities Reporting Other On-site Management of TRI Chemicals.....	28

CHAPTER FOUR – VIRGINIA TRI HISTORICAL COMPARISON	29
CHAPTER FIVE - CONCLUSION	33
APPENDIX A – GLOSSARY OF TERMS	A
APPENDIX B – SUPPLEMENTARY RESOURCES.....	B
APPENDIX C – TRI COVERED INDUSTRY GROUPS BY NORTH AMERICAN INDUSTRY CLASSIFICATION SYSTEM	C
APPENDIX D - 2019 VA TRI REPORTING FORMS	D
APPENDIX E -VA TRI HISTORICAL TREND	E
APPENDIX F - 2019 SUMMARY OF FACILITIES, CHEMICAL RELEASES, TRANSFERS, AND MANAGEMENT (NON-PBT).....	F
APPENDIX G - 2019 SUMMARY OF FACILITIES, CHEMICAL RELEASES, TRANSFERS, AND MANAGEMENT (PBT).....	G
APPENDIX H-1 - 2019 VA TRI NAICS CODE RANKING BY ON-SITE RELEASES	H-1
APPENDIX H-2 - 2019 VA TRI NAICS CODE RANKING BY ON-SITE MANAGEMENT	H-2
APPENDIX I-1 - 2019 VA TRI FACILITY RANKING BY ON-SITE RELEASES.....	I-1
APPENDIX I-2 - 2019 VA TRI FACILITY RANKING BY ON-SITE MANAGEMENT.....	I-2
APPENDIX J-1 - 2019 VA TRI JURISDICTION RANKING BY ON-SITE RELEASES	J-2
APPENDIX J-2 - 2019 VA TRI JURISDICTION RANKING BY ON-SITE MANAGEMENT	J-2

Summary

In March of each year, the Virginia Department of Environmental Quality (DEQ) publishes the Virginia Toxics Release Inventory (TRI) Report, pursuant to Virginia Code § 10.1-1186.1. The TRI program continues to fulfill its goal of providing chemical use, release and waste management information to the public. The Virginia TRI Report contains information on the release or other management of listed chemicals and chemical categories, as reported by Virginia industries in specified industrial sectors and by federal facilities located within the commonwealth. Facility reports are required by Title III of the federal Superfund Amendment and Reauthorization Act (SARA Title III), also known as the Emergency Planning and Community Right-to-Know Act (EPCRA). The Virginia TRI Report is a multi-media report covering air, water and waste management activities, and addresses a variety of handling practices, including releases, recycling, energy recovery, and on- and off-site treatment and disposal. The 2019 TRI data represents the 32nd year of data collection from facilities for distribution to the public.

This year's Virginia TRI Report covers calendar year 2019, which is the most recent year of available data. The report includes all reports and revisions received by DEQ on or before January 5, 2021.

Between 2006 and 2016 there has been an overall decrease in the total amount of TRI reportable chemicals released to the environment of over 44.73 percent as shown in the table in Appendix E.

For calendar year 2019, 425 Virginia facilities filed 1272 individual reports on the release, transfer, or management of TRI chemicals or chemical categories. This was an increase in the number of facilities reporting (423 facilities) and a decrease in the number of reports received (1,322 reports) for calendar year 2018. In 2019, Virginia facilities reported the release, transfer, or management of 135 chemicals and chemical categories, of the more than 650 chemicals and chemical categories which are subject to the TRI reporting requirements.

According to the reports, Virginia facilities reported the release, transfer, or on-site management of 823.37 million pounds of TRI chemicals during calendar year 2019 (a 3.40 percent decrease from 2018).

Of the total of TRI chemicals reported:

- 27.39 million pounds were released on-site (an 3.03 percent decrease from 2018);
- 64.07 million pounds were transferred off-site for treatment, recycling, energy recovery, or disposal (an 3.15 percent decrease from 2018); and
- 731.91 million pounds were managed on-site by treatment, recycling, or energy recovery (a 3.43 percent decrease from 2018).

TRI reports for reporting year 2019 show a decrease in releases to air and land, with an increase in releases to water. Results from the most recent TRI data show the total amount of TRI chemicals as released:

- The total amount released to air for 2019 decreased by 1.43 million pounds (8.66 percent) compared to 2018.

- The total amount released to water for 2019 increased by 1.69 million pounds (18.46 percent) compared to 2018.
- The total amount released to land for 2019 decreased by 1.11 million pounds (42.80 percent) compared to 2018.

The Virginia TRI Report addresses separately those TRI chemicals the U.S. Environmental Protection Agency (EPA) has designated as Persistent Bio-accumulative Toxins (PBTs). These chemicals remain in the environment for long periods, are not readily destroyed, and build up or accumulate in body tissue. Risk to human health depends on the toxicity of the chemical; how it disperses, reacts, or persists in the environment; and the quantity, concentration, and type of human exposure. Chemical releases are managed by a variety of environmental permits.

According to the 2019 PBT reports:

- 250,051 pounds of PBT TRI chemicals were released on-site at reporting Virginia facilities (a 11.52 percent decrease from 2018);
- 1.93 million pounds of PBT TRI chemicals were transferred off-site for treatment, recycling, energy recovery, or disposal (an 86.31 percent increase from 2018); and
- 147,066 pounds of PBT TRI chemicals were managed on-site by treatment, recycling, or energy recovery (a 102.15 percent increase from 2018).

Dioxins and dioxin-like compounds account for 21.70 grams (approximately 0.05 pounds) of the PBT chemicals released, transferred, or managed by Virginia facilities during calendar year 2019.

As required by statute, the Virginia TRI Report also provides information by industrial sector (identified by the North American Industry Classification System), facility, and facility location (jurisdiction). For calendar year 2019, three reporting industrial sectors accounted for 74.12 percent of the total on-site releases to the environment. The top three reporting industrial sectors were: Chemical Manufacturing, Paper Manufacturing, and Primary Metal Manufacturing. The text of the report provides additional information about the industrial sectors, facilities, and jurisdictions with the largest reported on-site release, on-site management, and other management of TRI chemicals.

The Virginia TRI Report provides the public with information concerning specified toxic chemicals and chemical compounds that are manufactured, processed, or otherwise used at Virginia facilities. Responsible use of the information can help the public and industry identify potential concerns and develop effective strategies for reducing toxic chemical usage and release. The TRI data does not, however, represent a measure of public exposure to chemicals, nor does it assess risk.

The overwhelming majority of the releases are regulated and permitted under other state and federal programs that are designed to protect human health and the environment. These programs include federal programs such as the Clean Air Act (CAA), Clean Water Act (CWA), and the Resource Conservation and Recovery Act (RCRA) and accompanying state laws such as the State Water Control Law, Air Pollution Control Board Law, and Virginia Waste Management Act. These programs include overall restrictions and standards established through permits or other applicable requirements.

Information on the permit programs can be found at the following web address:

<http://www.deq.virginia.gov/Permits.aspx>.

Because of differences in report generation schedules and receipt of reports, the information in the Virginia TRI Report will not precisely match the information in the national Toxics Release Inventory - Public Data Release, located at <http://www2.epa.gov/toxics-release-inventory-tri-program/tri-data-and-tools>, as published by EPA.

Introduction

Part One - Virginia TRI Reporting

Statutory and Regulatory Basis

The Virginia TRI Report is published annually pursuant to Virginia Code § 10.1-1186.1. The TRI Report contains information on the release, transfer, or management of listed chemicals and chemical categories, as reported by more than 400 Virginia industries and federal facilities. The facilities are required to submit their reports pursuant to the federal Emergency Planning and Community Right-to-Know Act (EPCRA), also known as SARA Title III.¹ Virginia Code § 10.1-1186.1 directs DEQ to publish the Virginia TRI Report in March of each year and to include information for the most recent calendar year for which data are available, in this case, the calendar year 2019. The Virginia Code also directs the report to be organized by chemical, facility, facility location, and standard industrial classification (SIC) code. Federal regulations require facilities to submit their TRI reports to the U.S. Environmental Protection Agency (EPA) and to the Commonwealth. The Virginia TRI Report is compiled directly from the reports received from Virginia facilities.

A glossary of terms used in the Virginia TRI Report is included as Appendix A.

Current Year (2019) Virginia Facility Reports

Facilities are required to submit their reports for a calendar year by the following July 1st. For example, facilities were required to file their reports on their calendar year 2019 activities on or before July 1, 2019. Therefore, data for calendar year 2019 is the most recent available for the March 2021 report. This TRI Report includes all facility reports and revisions received by DEQ on or before January 5, 2021.

For reporting year 2019, 425 Virginia facilities filed 1242 individual reports on the release or other management of TRI chemicals or chemical categories, compared to 423 facilities and 1,322 reports that were filed for reporting year 2018. Data for all reporting years are available to the public from DEQ.

A digital copy of the current reporting year 2019 TRI report and appendices, as well as reporting years 2011-2018 TRI reports, are available at: <https://www.deq.virginia.gov/air/air-quality-planning/superfund-amendments-and-reauthorization-act-sara/toxics-release-inventory>

In 2019, Virginia facilities reported the release, transfer, or management of 135 of the more than 650 chemicals and chemical categories, which are subject to TRI reporting requirements.

Changes to the 2019 Virginia TRI Report

Continuing the policy changes which began with the 2002 report, on Dec. 26, 2017, EPA finalized a rule to update the list of NAICS codes reportable to TRI requiring the use of the 2017 NAICS codes reports due on July 1, 2019.

¹ 42 U.S.C. § 11023, or SARA § 313

Assessing risk is beyond the scope of the report and is subject to site-specific interpretations and calculations. Readers are encouraged to use the resources listed in the report, appendices, and other data to analyze the overall use, release, and management of TRI chemicals.

Virginia is one of 37 states participating in the State Data Exchange program for online data collection of TRI reports. States which join the TRI State Data Exchange can save resources by sending all of their data electronically via the Central Data Exchange (CDX). Participating states may be viewed at the following site <http://www2.epa.gov/toxics-release-inventory-tri-program/tri-data-exchange>.

Part Two - National Toxics Release Inventory Reporting Program

The National Toxics Release Inventory

The National Toxics Release Inventory was established to provide information to the public about the presence and release of toxic and hazardous chemicals in their communities. The Virginia TRI Report is compiled directly from reports Virginia facilities submit under federal law and regulations.² Using those same authorities, EPA compiles and maintains nationwide information in the *Toxics Release Inventory – National Analysis*, which is available to the public on EPA’s website at <http://www.epa.gov/tri/>. From inception, the national TRI program and Virginia’s program have been expanding and evolving to meet the needs of an informed public. A list of supplementary resources on the program can be found in Appendix B and more detailed information about the historical changes to the TRI program can be found in Chapter Four.

Facilities Which Must Report

Under the national TRI program, a facility must submit a TRI report (or reports) to EPA and the state for the reporting year if:

- 1) The facility has 10 or more full-time employees** (a combined total for all employees of 20,000 hours or more for the year);
- 2) The facility’s primary business is within one of the covered North American Industrial Classification System (NAICS) codes.** The covered industry sectors include metal mining, coal mining, paper and allied products, chemicals and allied products, petroleum terminals and bulk stations and others. The complete list of covered industry groups is provided in Appendix H; and
- 3) The facility manufactured, processed, or otherwise used a reportable toxic chemical in quantities greater than the established threshold during the course of a calendar year.** The annual reporting thresholds for non-PBT TRI chemicals are 25,000 pounds for manufacturing, 25,000 pounds for processing, and 10,000 pounds for "otherwise use." For PBT chemicals, the thresholds for reporting are lower and vary by chemical. For example, dioxin and dioxin-like compounds have a threshold of 0.1 grams, while lead and lead compounds have a reporting threshold of 100 pounds. For PBT chemicals, these lower reporting thresholds apply whether the chemical is manufactured, processed, or otherwise used.

² The national TRI was established under Title III, Section 313, of the Federal Superfund Amendments and Reauthorization Act (SARA), which is also known as the Emergency Planning and Community Right-to-Know Act of 1986 (EPCRA), 42 U.S.C § 11023. The related federal regulations are found at 40 CFR Part 372.

A TRI reporting threshold screening tool is available on EPA’s website at the following address:
<https://www.epa.gov/toxics-release-inventory-tri-program/tri-threshold-screening-tool>.

Federal facilities also are required to comply with EPCRA and the Pollution Prevention Act (PPA) of 1990, in accordance with Executive Order 13148. The Executive Order requires all federal facilities which manufacture, process, or otherwise use any listed EPCRA Section 313 chemical above the reporting threshold to submit a TRI report. The first federal facility reports were submitted on or before July 1, 1995, for calendar year 1994.

Chemicals and Chemical Categories

For a chemical or chemical category to remain on or be added to the TRI list, the chemical must be known to cause or to reasonably be anticipated to cause one of the following:

- Adverse acute health effects at significant concentration levels beyond facility boundaries as a result of continuous or frequently occurring releases;
- Cancer in humans; or
- A significant adverse effect on the environment because of the chemical’s toxicity and persistence in the environment.

As new chemicals of concern are identified, they are added to the TRI list. Conversely, if TRI chemicals are found not to meet the toxicity requirements, they can be deleted. Currently, the reportable TRI chemical list contains more than 650 chemicals and chemical categories. A complete list of TRI chemicals and chemical categories for calendar year 2019 reports is available to the public on EPA’s website at <http://www2.epa.gov/toxics-release-inventory-tri-program/tri-listed-chemicals>.

For 2019, Virginia facilities reported the release, transfer, or management of 135 of the more than 650 chemicals and chemical categories which are subject to the TRI reporting requirements.

Reporting Forms and Activities Which Must Be Reported

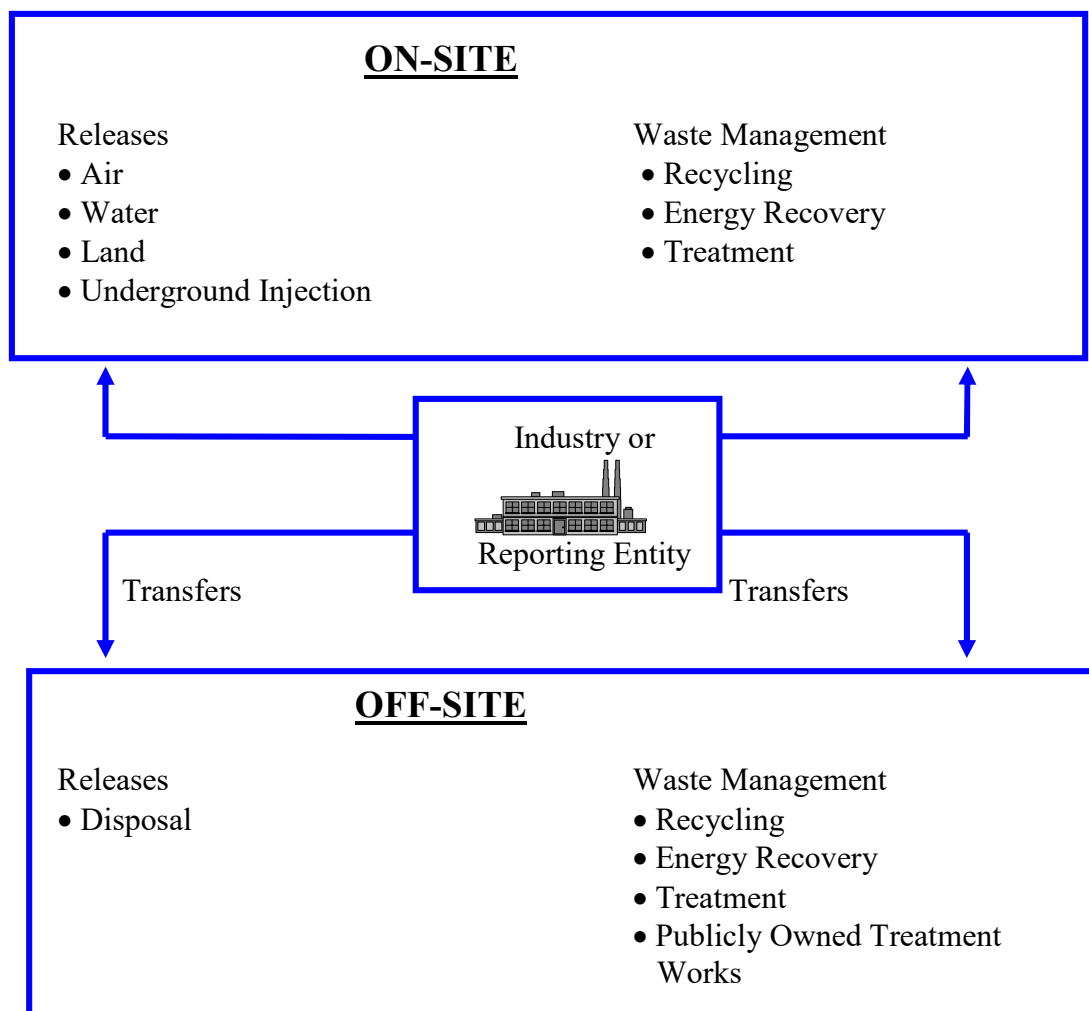
Each year, reporting facilities submit one reporting form for each TRI chemical or chemical category which is manufactured, processed, or otherwise used in amounts equal to or greater than the threshold values. For each TRI chemical or chemical category, facilities must submit either a Form A (simplified form) or a Form R (long form). Examples of both forms for reporting year, 2019, are provided in Appendix D. Form A has restrictions governing its use.

- The TRI Electronic Reporting Rule, effective January 21, 2014, now requires facilities to use EPA’s Automated TRI Reporting Software TRI-Made Easy (TRI-ME) to submit the information electronically online via CDX.
- Reports containing trade secrets or revisions to reports previously containing trade secrets must still be submitted to EPA and Virginia via hard copy.

- The 2009 Omnibus Appropriation Act has returned TRI reporting requirements to the rules in effect prior to the TRI Burden Reduction Rule, announced in December 2006. The change requires that reports on PBT chemicals be submitted on the Form R.
- For all other chemicals, the shorter form, Form A, may be used only if the “annual reporting amount” is 500 pounds or less and the chemical was manufactured, processed, or otherwise used in an amount not exceeding 1 million pounds during the reporting year.

Data used to prepare quantitative information in the Virginia TRI Report come principally from Part II of the Form R reports, and specifically from Sections 5, 6, 7 and 8 of Part II, Form R. These sections are referred to throughout the Virginia TRI Report and are described below:

- **Section 5: Quantity of toxic chemical entering each environmental medium on-site.** Release reporting for on-site releases is broken down into categories: releases to the air (from stack and fugitive emissions), releases to water (on-site via Virginia Pollutant Discharge Elimination Systems (VPDES) permitted outfalls and to publicly owned treatment works (POTWs)), and releases to land (underground injection, disposal to land, Resource Conservation and Recovery Act (RCRA) Subtitle C landfill, other landfills, land treatment/application farming, surface impoundment, or other disposal).
- **Section 6: Transfers of the toxic chemical in wastes to off-site locations.** Section 6 contains two main subsections: transfers to POTWs and transfers to all other off-site locations (in-state or out-of-state). Facilities are required to provide the name and location of off-site locations, the quantity transferred, and the method of management (treated, disposed, recycled, or burned for energy recovery).
- **Section 7: On-site waste treatment methods and efficiency (including energy recovery processes and recycling processes).** Facilities are asked to provide mostly qualitative information about the on-site treatment processes, the estimated range of influent concentration, and the efficiency of the operation.
- **Section 8: Source reduction and waste management.** Section 8 was added to the Form R reporting as a result of the federal Pollution Prevention Act of 1990 to track production-related activities. Section 8 extracts and re-aggregates data reported in Sections 5 through 7 into environmental releases (production-related on-site and off-site releases), off-site transfers/management, and on-site management. Where Section 7 contains qualitative information about on-site management practices, a subsection of Section 8 asks for related quantitative data. Section 8 and its subsections also request previous year reporting and future year estimates for production-related releases, transfers for off-site management, and on-site management. Other subsections of Section 8 ask for episodic/catastrophic releases (non-production related), qualitative information about source reduction activities, and a production ratio or activity index to better gauge the facility’s efforts in source reduction. The flow chart (Figure 1) on the following page illustrates the information collected on Form R for TRI chemicals.

Figure 1 - Schematic Diagram of the TRI Data Collected

Part Three - Uses and Limitations of TRI Data

The Virginia TRI Report provides the public, especially local emergency planning committees, with information concerning designated toxic chemicals and chemical categories manufactured, processed, or otherwise used at facilities, including the amounts released to the environment and managed as wastes.

Industry can use the data to: obtain an overview of use and release of toxic chemicals, identify and reduce costs associated with toxic waste, identify promising areas for pollution prevention, establish reduction targets, and measure and document progress toward reduction goals.

The public availability of the data has assisted many facilities in working with their communities to develop effective strategies for reducing environmental and human health risks that may result from toxic chemical releases.

Nevertheless, there are limitations on the use of TRI data:

1. The TRI Report contains reported information on the quantities of chemicals released and managed, not the public's exposure to, or risk from, the chemicals. Due to the limited nature of TRI data collected, readers are strongly discouraged from making any health or environmental risk/exposure assessments from the information presented. Risk to human health by a chemical release depends on the toxicity of the chemical; how it disperses, reacts, or persists in the environment; and the quantity, concentration, and type of human exposure. Furthermore, chemicals reported for the TRI Report are not weighted by their toxicity. For example, a pound of one substance may be more toxic or hazardous than 1,000 pounds of another. Most of the releases are permitted under other federal and state regulatory programs such as the CAA, CWA and RCRA. Data from these regulatory programs may provide additional information to better inform residents about their environment.
2. The TRI program captures only a portion of all toxic chemical releases in Virginia. The TRI reporting program does not account for TRI chemicals from most non-manufacturing facilities, facilities with fewer than 10 employees, facilities that do not meet the chemical quantity thresholds, other non-industrial sources, or transportation-related emissions.
3. The majority of facilities report TRI data based on estimates. The TRI program does not require facilities to monitor releases, only to use best available data in the facilities' estimates. Using different methods to estimate data can result in significant variability from one facility to another, as well as from one year to the next.
4. Patterns of releases and other waste management activities can change significantly from one year to the next. Thus, the data in this report for a specific facility may differ from those reported for a prior year. Although many facilities utilize Environmental Management Systems to improve efficiency and reduce waste, higher production often leads to higher releases.
5. Direct comparison between figures in the current year's report and figures in past Virginia TRI Reports is discouraged because of changes in reporting requirements and the authorized incorporation of revisions to previous years' data. Several historical comparisons, with appropriate standardization of data, are provided in Chapter 4 and Appendix E.
6. EPA is required by law to compile an annual *Toxics Release Inventory – National Analysis* for the nation. The data in the Virginia TRI Report is anticipated to not completely correspond to the data published by the EPA. Contributing factors include: differing dates on which data are extracted for processing, revised facility reports, and facilities which mistakenly report to the commonwealth or EPA but not both. DEQ and EPA continue to work together to rectify such differences.

The data for calendar year 2019 show a decrease (3.40 percent) in the amount of TRI chemicals released on-site, transferred off-site and managed on-site from 2018 (see Chapter 4 for the 2017-2019 comparison table). There has been a downward trend in the amount of TRI chemicals released to the environment in Virginia since the implementation of the TRI Program in 1988 with an overall decrease in the total amount of TRI reportable chemicals released of over 44.73 percent between 2006 and 2016 as shown in the table in Appendix E. A decrease in the amount of TRI chemicals being recycled on-site, TRI chemicals being transferred off-site for other treatment and TRI chemicals being released to the land, and air accounted for the overall decrease in the total amount of TRI chemicals reported in 2019.

Chapter One - 2019 Virginia TRI Data Review

Chapter One describes the 2019 reporting year data, based on the type of activity and the chemicals and chemical categories reported. The chapter is divided into four parts. Part One presents an overview and summary of 2019 data collected. Part Two discusses on-site releases of TRI chemicals to the environment, whether to air, water, or land. These data are derived from Section 5 of the Form R reports. Part Three discusses the off-site transfers of TRI chemicals, whether to POTWs or to other off-site locations. These data are derived from Section 6 of the Form R reports. Part Four discusses on-site and off-site management activities. These data are derived from Section 8 of the Form R reports. While Chapter One includes all TRI chemicals, Chapter Two addresses PBT chemicals in more detail.

As described in the Introduction, Section 8 of the federal Form R asks facilities to extract and re-aggregate certain data from Sections 5 and 6. To avoid double-counting these chemicals in the Overview and Summary, only data which are independent of Sections 5 and 6 are presented when discussing "On-Site Management" in Part One of this chapter. When discussing Section 8 data as a whole, however, all these data are used in Part Four of this chapter; including data extracted and re-aggregated from Sections 5 and 6, so the balance between various on-site and off-site management activities can be shown. Appendices F and G contain facility-specific information, arranged by jurisdiction, for TRI chemicals (excluding PBTs) and for PBT chemicals, respectively.

Part One - 2019 Overview and Summary

For calendar year 2019, Virginia facilities reported they released, transferred, or managed approximately 823.37 million pounds of TRI chemicals (see Table 1).

Approximately 27.39 million pounds of TRI chemicals were reported to have been released on-site to the environment. Air releases represented 15.08 million pounds, or 55.05 percent of all the TRI chemicals released on-site in 2019. Releases to the water totaled approximately 10.82 million pounds, or 39.52 percent of the total released on-site. Releases to the land totaled approximately 1.49 million pounds, or 5.43 percent of the total released on-site. For 2019, the amount of TRI chemical releases to the environment represented approximately 3.33 percent of the total TRI chemicals reported.

The majority of the reported releases occurred under a federal or state permit program designed to protect human health and the environment.

Off-site transfers totaled approximately 64.07 million pounds of TRI chemicals. Off-site transfers to POTWs totaled approximately 17.59 million pounds. Off-site transfers to other (non-POTW) facilities (for treatment, recycling, energy recovery, and disposal) totaled approximately 46.48 million pounds. For 2019, the amount of TRI chemicals transferred off-site represented approximately 7.78 percent of the total for TRI chemicals by this measure.

For 2019 facilities reported that approximately 731.91 million pounds were managed on-site by treatment, recycling, or energy recovery which represents approximately 88.89 percent of the total TRI chemicals.

Table 1. Summary of Data by Type of Release, Transfer, and On-Site Management for TRI Chemicals (in pounds per year)

On-Site Releases By Media (Section 5 of Form R)	
Total Air	15,078,985.88
Fugitive Air	3,166,070.30
Stack Air	11,912,915.58
Total Water	10,824,345.62
Total Land	1,488,490.33
Landfills	945,215.62
Land Treatment / Application	41,752.50
Surface Impoundment	57,637.77
Other Disposal	443,884.44
Total On-Site Releases to Media	27,391,821.84
Off-Site Transfers By Type (Section 6 of Form R)	
Publicly Owned Treatment Works (POTWs) (includes metals and metal compounds)	17,589,557.94
Total Other Off-Site Transfers	46,482,726.99
Off-Site Transfers for Recycling	23,864,739.28
Off-Site Transfers for Energy Recovery	4,429,693.86
Off-Site Transfers for Other Treatment	14,954,022.46
Off-Site Transfers for Disposal	3,234,271.39
Total Off-Site Transfers	64,072,284.93
On-Site Management (From Section 8 of Form R) *	
Treated On-Site	94,002,172.87
Recycled On-Site	634,515,966.96
Energy Recovery On-Site	3,387,634.00
Total On-Site Management	731,905,773.83
Total TRI Chemicals Released On-site to Media, Transferred Off-site, or Managed On-site by Reporting Facilities	823,369,880.59

* The data for the on-site management of TRI chemicals are a summary of data collected from Part II, Sections 8.2, 8.4 and 8.6 of the Form R. These sections, in turn, are quantitative data not reported anywhere else in the Form R and reflect the descriptive data reported in Part II, Section 7 (on-site management practices - treatment, energy recovery, and recycling) of the Form R. Data extracted and re-aggregated to Section 8 from Sections 5 and 6 of Form R have not been included here to avoid duplicate counting.

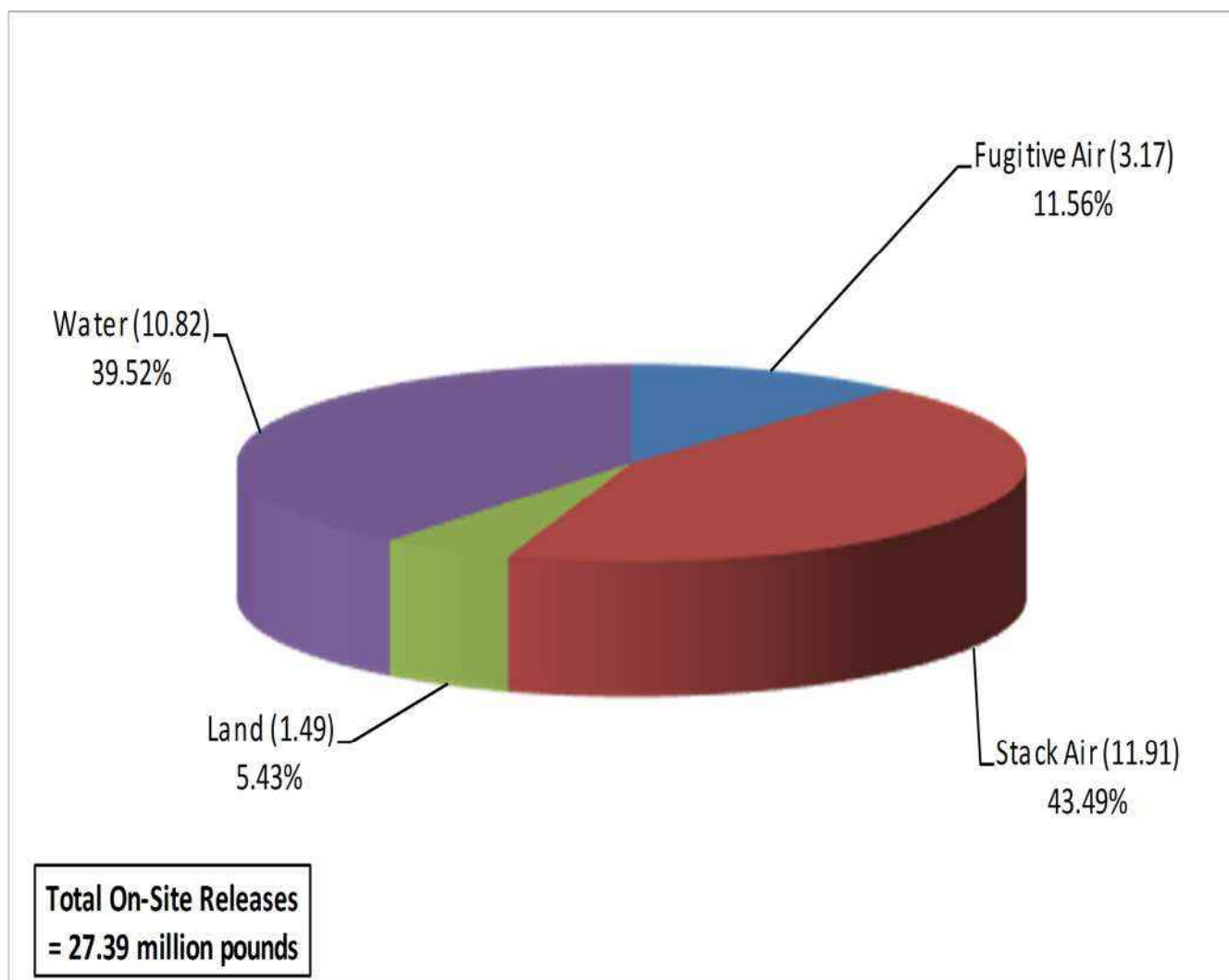
Part Two - On-Site Releases to the Environment

Part Two of Chapter One discusses the on-site releases to the environment by facilities, as reported in Section 5 of the TRI Form R. The quantities reported include production-related releases, any catastrophic releases or one-time events not associated with routine production processes.

A release refers to an on-site discharge of TRI chemicals to the air, water, land, and/or disposal in underground injection wells. Any reductions in waste achieved by on-site treatment methods are taken into account when facilities determine their release data.

Approximately 27.39 million pounds of TRI chemicals were reported as released into the environment by reporting facilities for reporting year 2019.

Figure 2. On-Site Releases of TRI Chemicals to All Media for Reporting Year 2019 (From Section 5 of Form R. The number inside the parentheses is the quantity of releases in each category in millions of pounds and the percent figure is the percent of total on-site releases. There were no underground injection releases reported in 2019.)

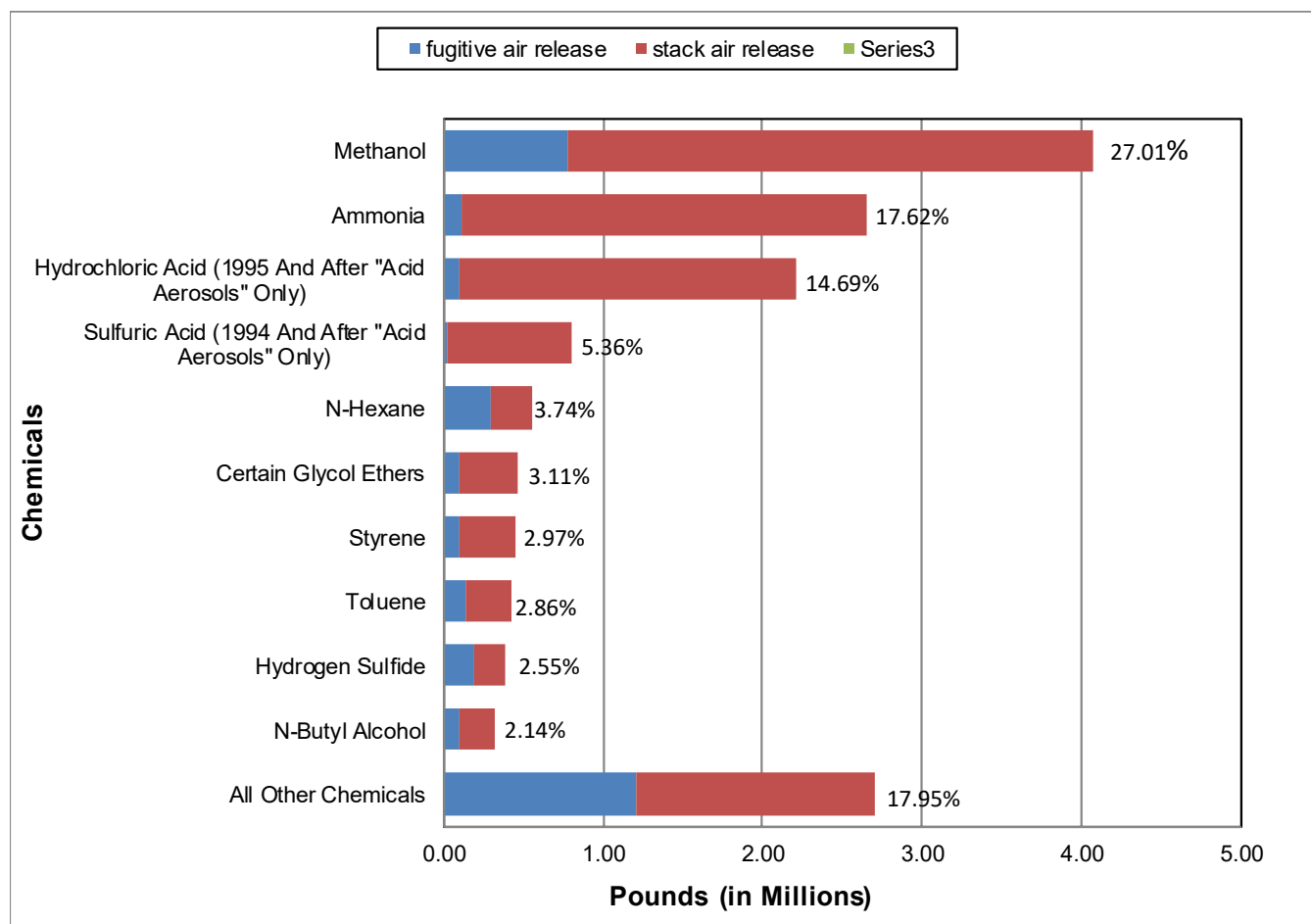


On-Site Releases to the Air

On-site air releases are classified as either “fugitive” (non-point source) or “stack” (point source) air emissions. Examples of fugitive air emissions are equipment leaks from valves, pump seals, flanges, compressors, sampling connections, open-ended lines, and evaporative losses from surface impoundments and spills. Stack air emissions are releases which are conveyed through stacks, ducts, pipes, vents, or other confined air streams. Most facilities reporting stack emissions to TRI are required to have permits for the control of those emissions.

Based on the amount of fugitive and stack emissions reported, the total amount of releases to the air of all TRI chemicals was approximately 15.08 million pounds, which accounted for 55.05 percent of the total on-site releases to all media (air, water, and land). Ten TRI chemicals released to the air made up approximately 82.05 percent of the total reported TRI air emissions in 2019 (See Figure 3). Those 10 chemicals were: methanol, ammonia, hydrochloric acid, sulfuric acid, n-hexane, certain glycol ethers, styrene, toluene, hydrogen sulfide, and n-butyl alcohol. Most reported acid aerosols such as hydrochloric acid and sulfuric acid were reported as generated during the combustion of coal or oil. Electric power generating facilities contributed to the emissions of acid aerosols. Ammonia, methanol, and toluene continued to be the air pollutants reported primarily from the manufacturing sector.

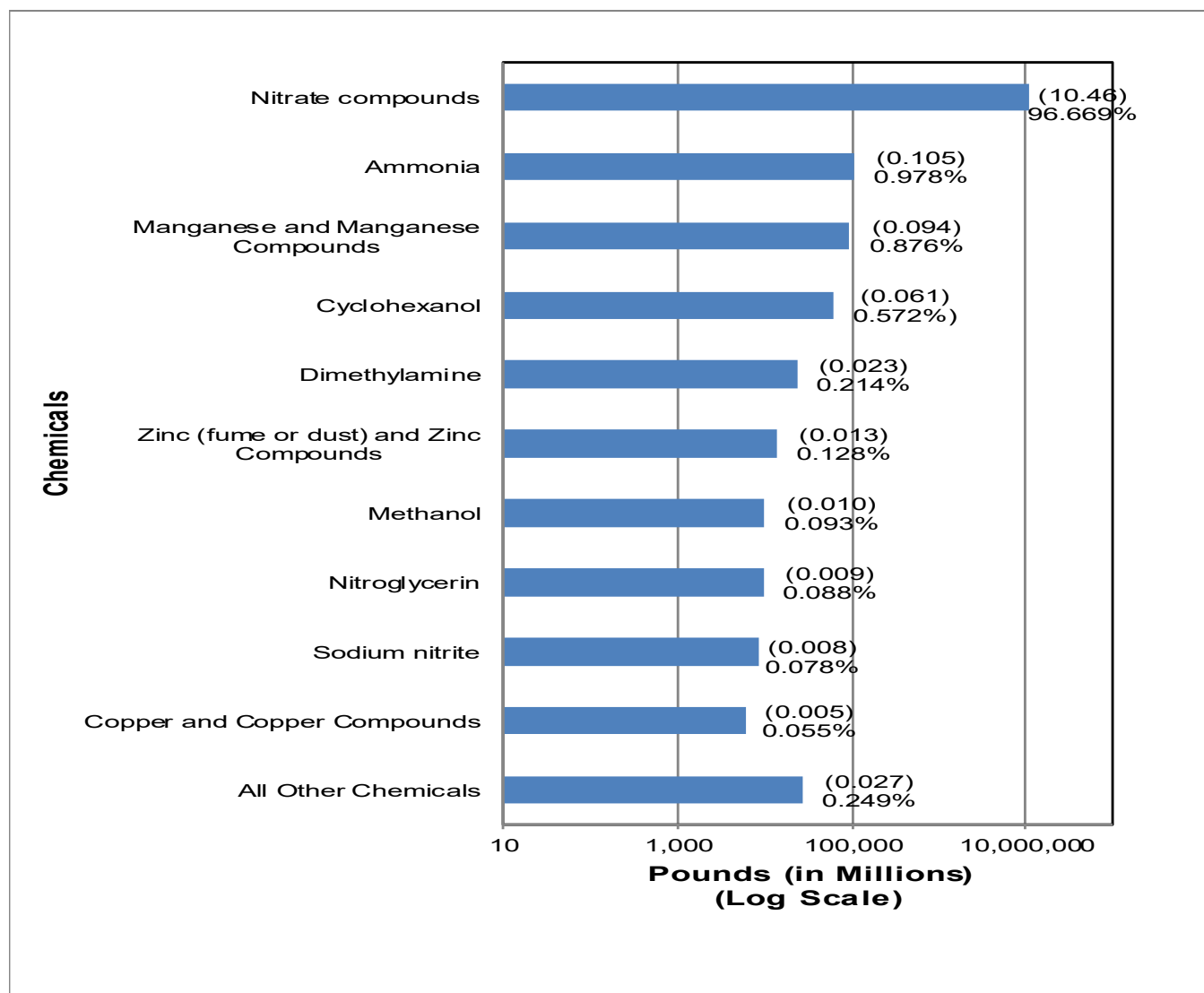
Figure 3. Top 10 TRI Chemicals Released to the Air On-Site in 2019 (From Section 5 of Form R. The number next to each bar is the percent of total air releases for all 2019 chemicals reported.)



On-Site Releases to Water

On-site releases to water include discharges to surface waters, such as rivers, lakes, ponds, and streams. These discharges are often from VPDES permitted outfalls. Reported on-site releases of TRI chemicals to water in 2019 totaled approximately 10.82 million pounds and accounted for 39.52 percent of all on-site releases to the air, water, and land in 2019. Ten chemicals and chemical categories accounted for more than 99.75 percent of the on-site TRI chemical releases to the water. Those 10 TRI chemicals were: nitrate compounds (96.67 percent of total releases to water), ammonia, manganese and manganese compounds, cyclohexanol, dimethylamine, zinc and zinc compounds, methanol, nitroglycerin, sodium nitrite, and copper and copper compounds. Nitrate compounds are a common byproduct of industrial wastewater treatment processes and have consistently been reported as the chemical released in the highest quantity to surface water.

Figure 4. Top 10 TRI Chemicals Released to Water On-Site in 2019 (From Section 5 of Form R. The information presented here is in logarithmic, base 10 scale, which compresses the bar chart to show up to 450 fold magnitudes of the difference between nitrate compounds and other chemicals. The number by the bars represents the quantity in millions of pounds followed by percent of total reported releases to water.)

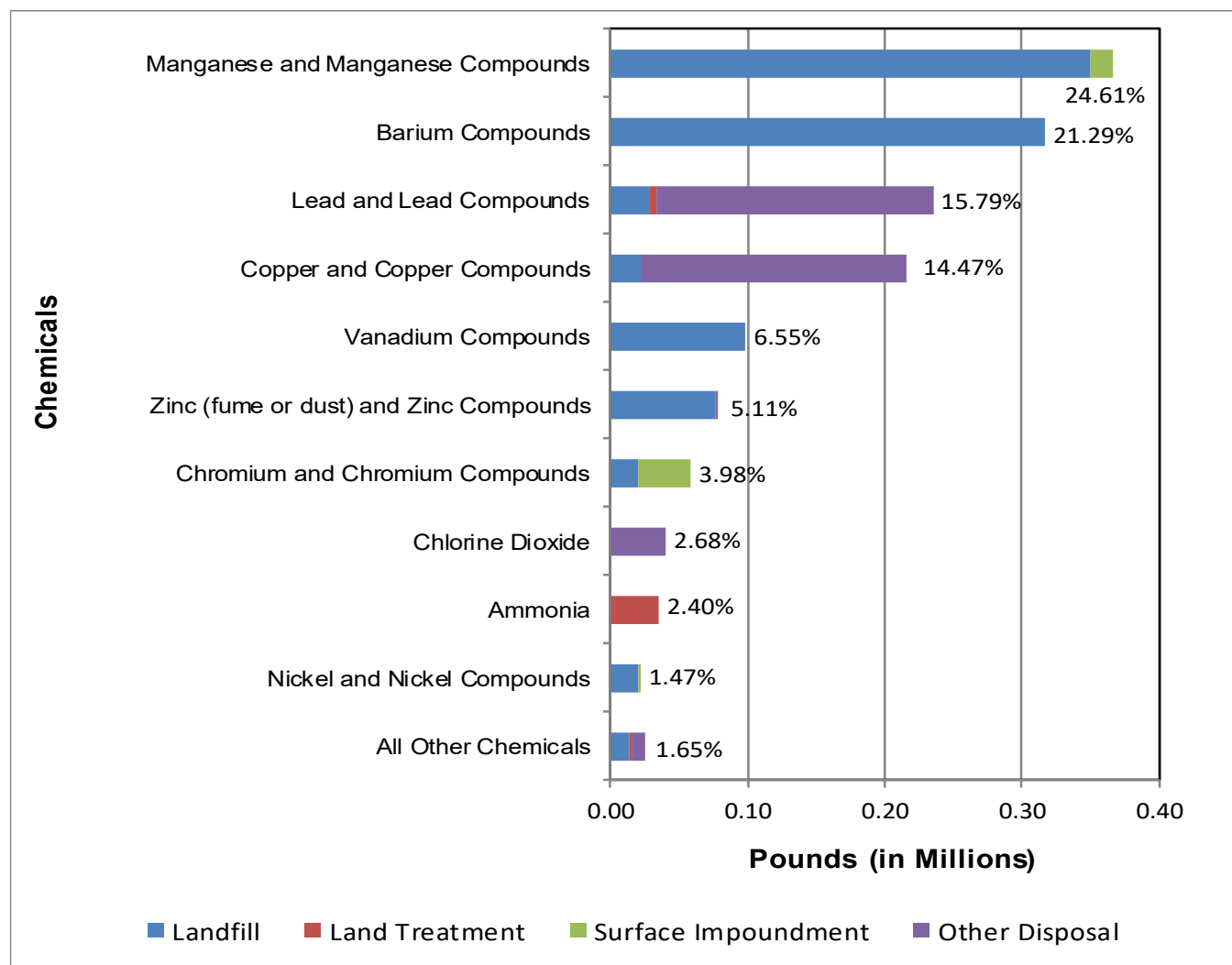


On-Site Releases to the Land

On-site releases to the land refer to land filling, surface impoundment, land treatment/application for farming, or any other release of a TRI chemical to land within the boundaries of a facility. Virginia does not permit underground injection as a method of hazardous waste disposal (nor was any reported) and no underground injection or RCRA Subtitle C permitted land disposal of TRI chemicals was reported.

The total amount of TRI chemicals released to the land in Virginia during 2019 was approximately 1.49 million pounds, which accounted for 5.43 percent of all reported on-site TRI releases (releases to the air, water, and land). Ten chemicals constituted approximately 98.35 percent of all of the TRI chemicals released to the land. They were: manganese and manganese compounds, barium compounds, lead and lead compounds, copper and copper compounds, vanadium compounds, zinc and zinc compounds, chromium and chromium compounds, chlorine dioxide, ammonia, and nickel and nickel compounds (Figure 5). Metals and metal compounds such as barium are found naturally in coal combusted for energy generation and in the ashes remaining after combustion of the coal.

Figure 5. Top 10 TRI Chemicals Released On-Site to the Land in 2019 (From Section 5 of Form R. The number next to each bar is the percent of total on-site land releases for all 2019 reported.)



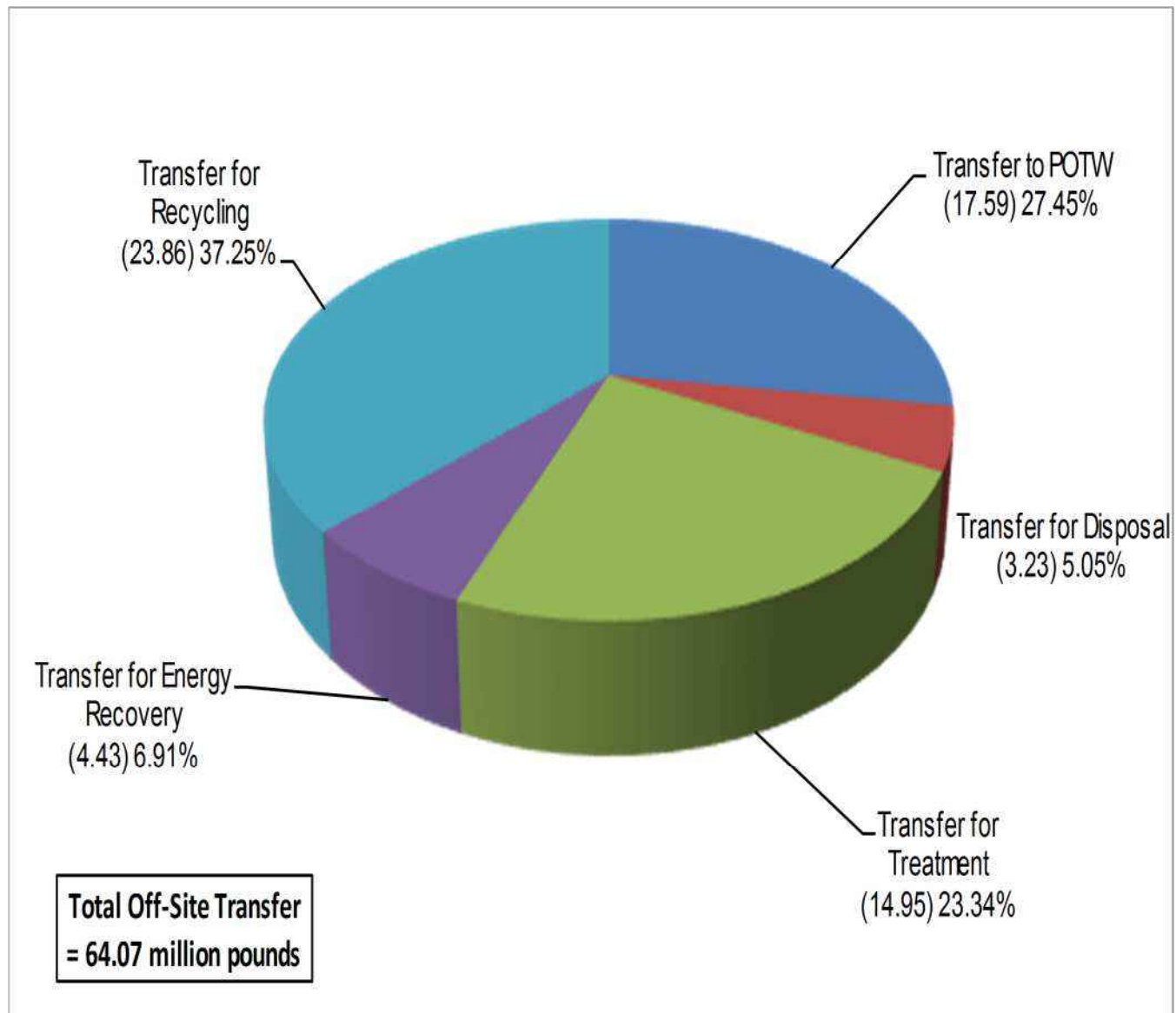
Part Three - Off-Site Transfers

Transfers refer to TRI chemicals sent off-site. Transfers are reported as transfers to POTWs or other off-site destinations which are not part of the reporting facility, such as incinerators, landfills, or other facilities for treatment, recycling, energy recovery, or disposal.

In this section, data were collected from Section 6 of Form R.

For 2019, approximately 64.07 million pounds of TRI chemicals were reported as sent off-site for further management or disposal.

Figure 6. All Off-Site Transfers of TRI Chemicals for Reporting Year 2019 (From Section 6 of Form R. The number inside the parentheses is the quantity of transfers in each category in millions of pounds and the percent figure is the percent of total transfers.)



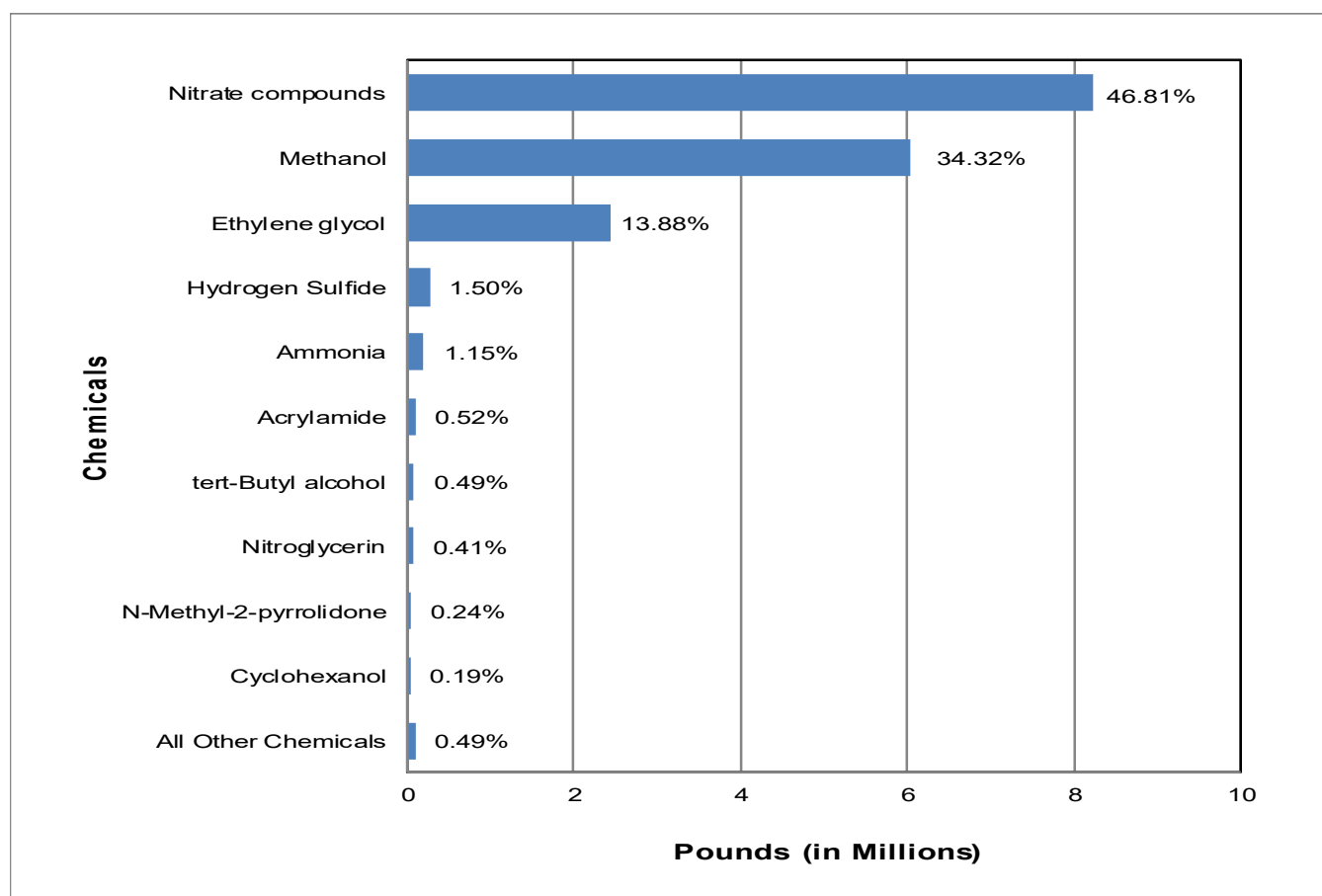
Transfers to Publicly Owned Treatment Works

A POTW is a wastewater treatment facility which is owned by a state or local government. Wastewater from facilities reporting under TRI is transferred through pipes or sewers to the POTW. The TRI information summarized below reports transfers of a chemical to a POTW; however, a transfer to a POTW is not necessarily the same as the release of a chemical to the environment. TRI chemicals may be treated, destroyed, and/or removed from the environment in a POTW's physical, chemical, and biological treatment processes. Some TRI chemicals are almost completely destroyed by a POTW. However, not all chemicals can be treated or removed by a POTW. Some chemicals such as metals and metal compounds may be removed but not destroyed. These metals may ultimately be disposed of in a permitted landfill, disposed of in a permitted land application process, or released through a permitted discharge to receiving waters.

Ten TRI chemicals accounted for approximately 99.51 percent, or 17.50 million pounds of the approximately 17.59 million pounds of TRI chemicals transferred to POTWs in reporting year 2019.

Nitrate compounds were the leading pollutant discharged to POTWs for treatment for this reporting period. The other nine top-reported chemicals transferred were: methanol, ethylene glycol, hydrogen sulfide, ammonia, acrylamide, tert-butyl alcohol, nitroglycerin, cyclohexanol and n-methyl-2-pyrrolidone.

Figure 7. Top 10 TRI Chemicals Transferred to Publicly Owned Treatment Works (POTWs) in 2019 (From Section 6.1 of the Form R. The number next to each bar is the percent of total transfers to POTWs.)

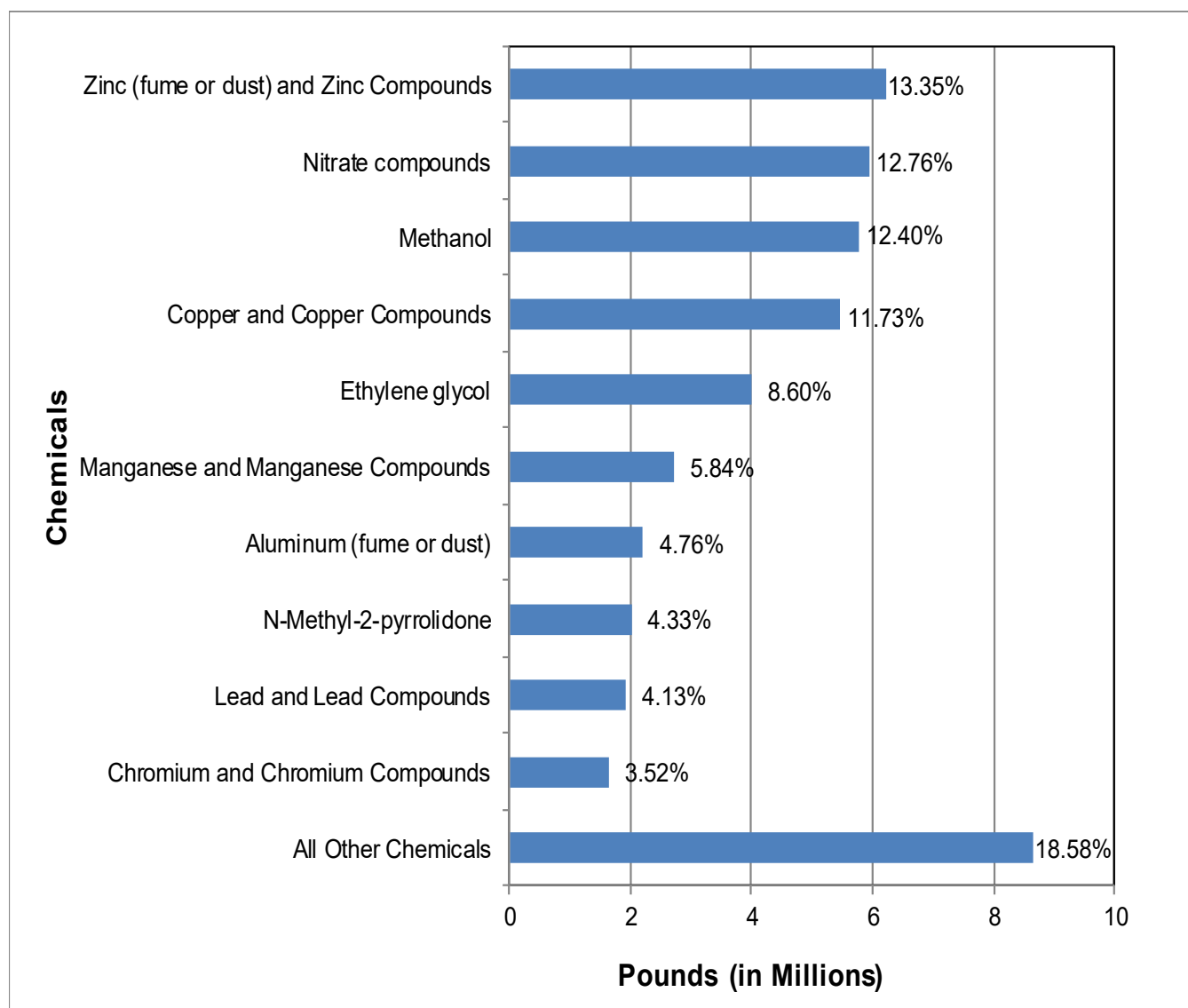


Transfers to Other Off-Site Locations

The Form R also reports transfers of TRI chemicals to facilities other than POTWs. These off-site locations include incinerators, landfills, other treatment, energy recovery, recycling, and/or disposal facilities. Off-site transfers can be to facilities located inside or outside of the Commonwealth.

In 2019, the total amount of TRI chemicals transferred to other off-site locations was approximately 46.48 million pounds. Ten TRI chemicals represented approximately 81.41 percent of the total TRI chemicals transferred off-site to locations other than POTWs. Those 10 chemicals and chemical categories transferred off-site to locations other than POTWs in reporting year 2019 were: zinc and zinc compounds, nitrate compounds, methanol, copper and copper compounds, ethylene glycol, manganese and manganese compounds, aluminum (fumes or dust), n-methyl-2-pyrrolidone, lead and lead compounds, and chromium and chromium compounds.

Figure 8. Top 10 TRI Chemicals Transferred to Off-Site Locations Other than POTWs in 2019
(From Section 6.2 of the Form R. The number next to each bar is the percent of total transfers to other off-site locations.)



Part Four - On-Site and Off-Site Management

Under the Pollution Prevention Act of 1990, facilities subject to EPCRA Section 313 must report their source reduction and recycling activities. Consequently, EPA added Section 8 to the Form R (Appendix D) to track production-related activities. Section 8 contains 11 subsections and requires facilities to extract and re-aggregate data reported in Sections 5 through 7 into releases (on-site and off-site releases to the environment); off-site transfers/management; and on-site management categories. This part of Chapter One discusses all of the data included in Section 8 to track production-related activities so the relative methods of toxic chemical management can be compared.

Some of the data and information reported in Sections 5, 6 and 7 are handled differently for Section 8 reporting. The differences are the releases-to-the-environment data in Section 8 exclude catastrophic releases and one-time events not associated with the production process. Furthermore, metal and metal compounds reported as transfers for off-site management in Section 6 are aggregated with the on-site release data from Section 5 as releases to the environment. Metal and metal compounds cannot be destroyed through treatment; hence, their final disposal is considered a release to the environment. There are other differences in how quantities are reported, so the total toxics managed, as reported in Section 8, do not precisely match the total in Table 1. Also, Section 8 is the only part of the Form R which contains quantitative data on on-site waste management activities other than releases. While Section 7 contains qualitative information about on-site management practices, a subsection of Section 8 asks for quantitative data related to information reported in Section 7.

Consistent with the pollution prevention goal, Section 8 of Form R and its subsections also report additional information which addresses resource reduction efforts. In general, facilities utilize several options to manage TRI chemicals. Treatment of waste, both on-site and off-site, involves a variety of methods, including biological treatment, neutralization, incineration, and physical separation. Another option is on-site or off-site recycling. On-site or off-site recycling involves the toxic chemicals in waste being recovered or reclaimed and being returned for further processing or being made available for use in commerce. Energy recovery involves the combustion of toxic chemicals in industrial furnaces or boilers which generate energy for on-site or off-site use. The least preferable and last management option is disposal, which is considered a release to the environment.

As reported in Section 8 of the 2019 facility reports, 823.37 million pounds of production-related TRI chemicals were released, treated, recycled, or recovered both on-site and off-site from Virginia facilities.

Approximately 88.89 percent of the TRI chemicals were managed on-site and 3.33 percent of the TRI chemicals were released into the environment on-site. About 7.78 percent of the TRI chemicals were transferred off-site to be managed by various means.

Chapter Two - 2019 TRI Data for PBT Chemicals

Persistent bio-accumulative toxic chemicals are those which remain in the environment for long periods of time, are not readily destroyed, and build up or accumulate in body tissue. Because of these characteristics, beginning with reporting year 2000, EPA added several PBT chemicals to the TRI reporting list and lowered the reporting thresholds for 18 PBT chemicals and chemical categories.

For reporting year 2019, DEQ received 269 reports and revisions for PBT chemicals, out of a total of 1272 TRI reports and revisions (21.65 percent).

Table 2 shows the reporting thresholds for the TRI PBTs. The table also shows that 11 of the 20 PBTs were reported as released, transferred, or managed by facilities in Virginia for reporting year 2019. Appendix G has facility-specific information for PBT chemicals.

Table 2. TRI Reporting Year 2019 Persistent Bio-accumulative Toxic Chemicals - Reporting Thresholds and Number of Reports Received

CAS Number	Chemical /Chemical Category Name	Reporting Threshold	Reports Received
309-00-2	Aldrin	100 lbs.	0
191-24-2	Benzo(g,h,i)perylene	10 lbs.	20
57-74-9	Chlordane	10 lbs.	1
N150	Dioxin and Dioxin-Like Compounds	0.1 gram	15
76-44-8	Heptachlor	10 lbs.	1
118-74-1	Hexachlorobenzene	10 lbs.	0
465-73-6	Isodrin	10 lbs.	0
7439-92-1	Lead	100 lbs.	96
N420	Lead Compounds	100 lbs.	83
7439-97-6	Mercury	10 lbs.	4
N458	Mercury Compounds	10 lbs.	17
72-43-5	Methoxychlor	100 lbs.	1
29082-74-4	Octochlorostyrene	10 lbs.	0
40487-42-1	Pendimethalin	100 lbs.	0
608-93-5	Pentachlorobenzene	10 lbs.	0
1336-36-3	Polychlorinated biphenyls (PCBs)	10 lbs.	1
N590	Polycyclic aromatic compounds (PACs)	100 lbs.	30
79-94-7	Tetrabromobisphenol A (TBBPA)	100 lbs.	0
8001-35-2	Toxaphene	10 lbs.	0
1582-09-8	Trifluralin	100 lbs.	0

Table 3 provides an overview and summary of 2019 PBT data. The data are organized as in Table 1, Chapter 1. In order to avoid duplicate counting, data extracted and re-aggregated in Section 8 from Sections 5 and 6 of Form R have not been included as "On-Site Management" in Table 3.

Table 3. Summary of Data by Type of Release, Transfer and On-Site Management for PBT Chemicals (Dioxin and dioxin-like compounds are listed separately from the "Other PBT Chemicals" column because they were reported in grams, while the other PBT chemicals were reported in pounds. A conversion to pounds is shown adjacent to the reported number of dioxins in grams.)

On-Site Releases By Media (Section 5 of Form R)	Dioxin and Dioxin-Like Compounds* in amounts for the year		Other PBT chemicals in amounts for the year
	Grams (g)	Pounds (lbs)	Pounds (lbs)
Total Air	8.07	1.78E-02	12,472.37
Fugitive Air	0.02	5.31E-05	2,211.57
Stack Air	8.04	1.77E-02	10,260.80
Water	1.22	2.68E-03	1,869.47
Land	1.09	2.41E-03	235,709.21
Total On-Site Releases to Media	10.38	2.29E-02	250,051.05
Off-Site Transfers By Type (Section 6 of Form R)			
Publicly Owned Treatment Works (POTWs) (includes metals and metal compounds)	0.00	0.00E+00	589.23
Total Other Off-Site Transfers	11.32	2.50E-02	1,931,036.41
Off-Site Transfers for Recycling	0.00	0.00E+00	1,838,806.08
Off-Site Transfers for Energy Recovery	0.00	0.00E+00	0.81
Off-Site Transfers for Other Treatment	0.00	0.00E+00	2,474.52
Off-Site Transfers for Disposal	11.32	2.50E-02	89,754.99
Total Off-Site Transfers	11.32	2.50E-02	1,931,625.63
ON-SITE MANAGEMENT (Section 8 of Form R)			
Treated On-Site	0.00E+00	0.00E+00	8.10
Recycled On-Site	0.00E+00	0.00E+00	147,058.30
Energy Recovery On-Site	0.00E+00	0.00E+00	0.00
Total On-Site Management	0.00E+00	0.00E+00	147,066.40
Total PBT Chemicals Released On-site, Transferred Off-site, and Managed On-site by Reporting Facilities	21.70	0.05	2,328,743.09

* Facilities are allowed to report PBT chemicals up to 7 decimal places of accuracy. For presentation purposes the summary amounts in this table have been rounded; however, the integrity of facility reported data has been maintained in the database. The specific data reported by each facility are provided in Appendix G.

Comparing Table 3 (PBT information) to Table 1 (information on all TRI chemicals), the amount of reported PBTs released on-site (250,051 pounds) was approximately 0.91 percent of the total TRI chemicals released on-site to the environment. The reported PBTs managed on-site (147,066 pounds) were less than one percent (0.02 percent) of the total TRI chemicals managed on-site. The reported PBTs transferred off-site for treatment, recycling, energy recovery, or disposal (1.93 million pounds) were approximately 3.01 percent of the total TRI chemicals transferred off-site. In 2018, the previous reporting year, the on-site releases of PBT contributed to 1.03 percent of the total releases, 0.01 percent of on-site management, and 1.93 percent of off-site transfers.

Information on the amounts of each individual chemical or chemical category released on-site, transferred off-site, and managed on-site for the twelve PBT chemicals reported by Virginia facilities is provided in Table 4.

Table 4. Reporting Year 2019 Amounts of TRI PBT Chemicals Released On-Site, Transferred Off-Site, and Managed On-Site by PBT (Dioxin and Dioxin-like compounds have been converted to pounds and included in the totals.)

Chemical Name	Released On-Site (in pounds)	Transferred Off-Site (in pounds)	Managed On-Site (in pounds)
Benzo(g,h,i)perylene	12.38	669.85	2,754.10
Chlordane	0.00	2.50	0.00
Dioxin and Dioxin-Like Compounds	0.02	0.02	0.00
Heptachlor	0.00	100.00	0.00
Lead	89,872.66	1,404,071.51	0.00
Lead Compounds	158,263.04	517,425.00	0.00
Mercury	2.66	1,409.13	0.00
Mercury Compounds	713.02	133.61	0.00
Methoxychlor	0.00	100.00	0.00
Polychlorinated biphenyls	0.00	122.42	0.00
Polycyclic aromatic compounds (PACs)	1,187.28	7,591.61	144,312.30
Total for all 12 chemical/categories	250,051.08	1,931,625.66	147,066.40

Of the PBTs listed in Table 4, lead, lead compounds, and PACs represented the most reported on-site releases to the environment, off-site transfers, and on-site management of PBT chemicals. Lead and lead compounds contributed to the bulk (99.23 percent) of the PBT on-site releases. Referring to Figure 5 in Chapter 1, lead and lead compounds ranked third in chemicals released on site to land in Virginia. Releases of lead and lead compounds and mercury and mercury compounds to the air (via stacks) or to the land (through fly ash disposal) can result from coal or oil combustion. PACs may form as a result of incomplete combustion of coal or oil or as a by-product of other industrial processes. PACs found in the waste stream can contain adequate British thermal units (BTUs) for energy recovery from incinerated waste.

Table 5 data show the distribution of PBTs versus reported activities (manufacturing, processing, or otherwise use). A facility may report more than one type of activity for a single TRI chemical.

Table 5. Activities and Uses of PBT chemicals at facilities (From Section 3 of the Form R) for 2019

Chemical Name	Activities Reported						
	Manufacturing Only	Processing Only	Otherwise Use Only	Both Manufacturing & Processing	Both Manufacturing & Otherwise Use	Both Processing & Otherwise Use	Manufacturing & Processing & Otherwise Use
Benzo(g,h,i)perylene	2	9	1	2	4	0	4
Chlordane	0	1	0	0	0	0	0
Dioxin and Dioxin-Like Compounds	22	1	0	3	0	0	0
Heptachlor	0	1	0	0	0	0	0
Lead	0	66	22	3	3	6	1
Lead Compounds	6	35	11	11	10	2	11
Mercury	0	2	1	0	1	0	0
Mercury Compounds	0	5	0	3	3	1	5
Methoxychlor	0	1	0	0	0	0	0
Polychlorinated biphenyls	0	0	1	0	0	0	0
Polycyclic aromatic compounds (PACs)	4	9	3	5	8	0	3
Total for all 11 chemicals/categories	34	130	39	27	29	9	24

Table 5 shows “processing only” was the most frequently reported activity (130) involving PBT chemicals. "Processing only" was followed by “otherwise use only” (39) and “manufacturing only” (34).

The major industrial sectors which reported processing of lead or lead compounds were the furniture and fixture industries; stone, clay, glass, and concrete products industries; primary metal and fabricated metal products industries; electronic or electrical equipment manufacturers; petroleum bulk plant operators; and manufacturer of transportation equipment.

Dioxin and dioxin-like compounds are normally a product of incomplete combustion of waste streams containing chlorinated products.

Lead or lead compounds can be co-manufactured under chemical manufacturing processes or as a by-product of fuel (coal or fuel oil) combustion.

Industries such as primary metal; stone, clay, and glass products; transportation equipment manufacturers; electric power generation facilities; solvent recovery facilities; and paper and allied products industries were key reporters of lead compounds and mercury compounds in all three (manufacturing, processing, and otherwise used) activities.

Chapter Three – Industrial Sectors, Facilities and Locations

In this chapter, data are presented by industrial sectors, as identified by the primary North American Industry Classification System Code (Part One), facilities (Part Two), and facility locations (Part Three). The chapter identifies the top 10 Virginia industrial sectors, facilities, and facility locations (also referred to as jurisdictions) based on the reported on-site releases and the total on-site management of TRI chemicals.

As with Table 1 (Chapter 1) and Table 3 (Chapter 2), in order to avoid double counting, the data in this chapter for on-site management do not include the data extracted and re-aggregated from Sections 5 and 6 of Form R. Complete rankings of industrial sectors, facilities, and jurisdictions are included in Appendices H, I and J.

Part One - Industrial Sectors

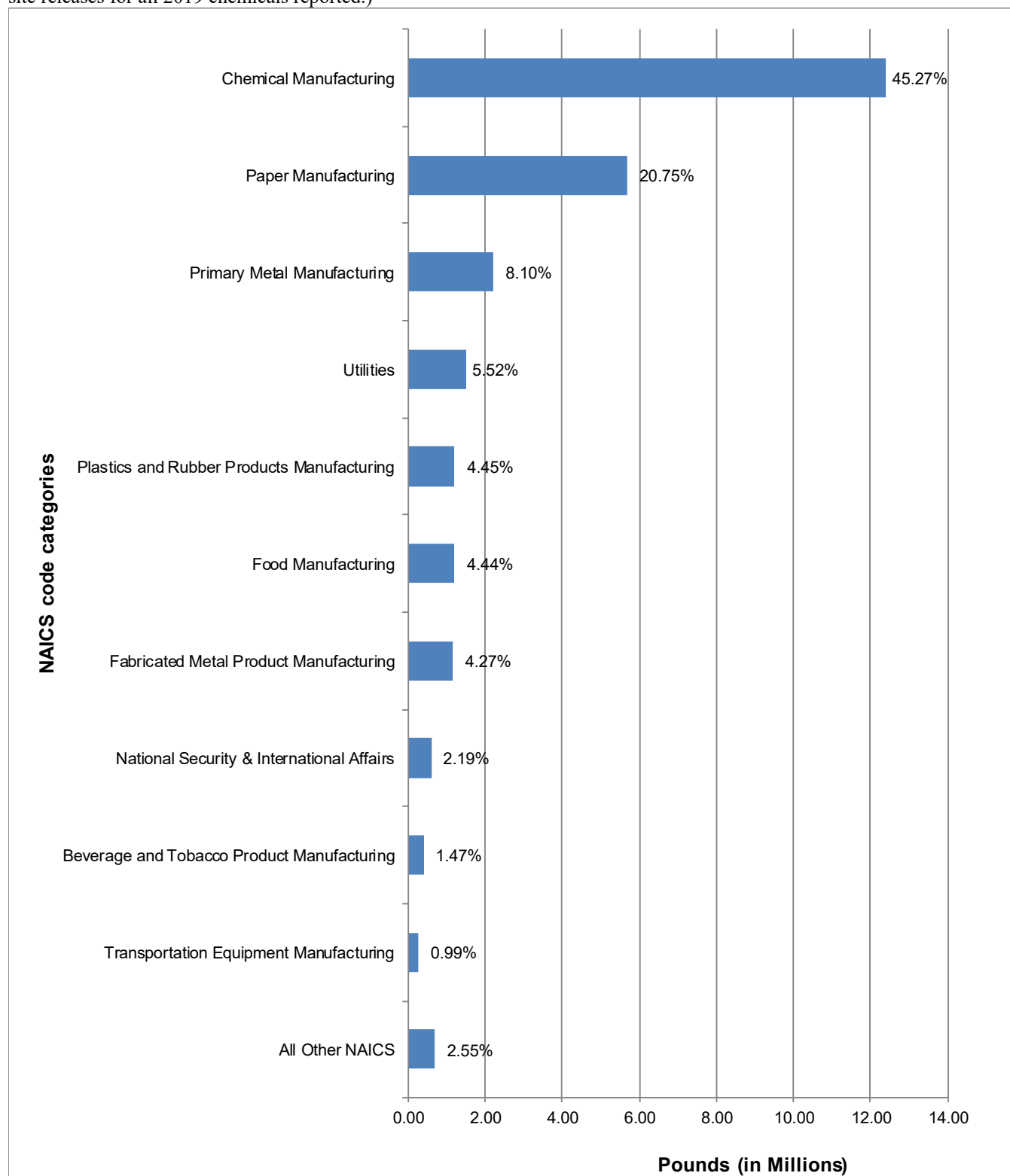
Industrial Sectors Reporting On-Site Releases of TRI Chemicals

Twenty-six industrial sectors, including federal facilities, are subject to TRI reporting requirements (see Appendix C).

The three industrial sectors reporting the most on-site releases of TRI chemicals for 2019, based on the primary North American Industrial Classification System (NAICS) Code, were: chemical manufacturing; paper manufacturing; and primary metal manufacturing. These three sectors contributed to 74.12 percent of the total on-site releases to the environment. The remaining top 10 industrial sectors for 2019 were: utilities, plastics and rubber manufacturing, food manufacturing, fabricated metal product manufacturing, national security and international relations, beverage and tobacco product manufacturing, and transportation equipment manufacturing.

A complete ranking of industrial sectors reporting on-site TRI releases is provided in Appendix H-1.

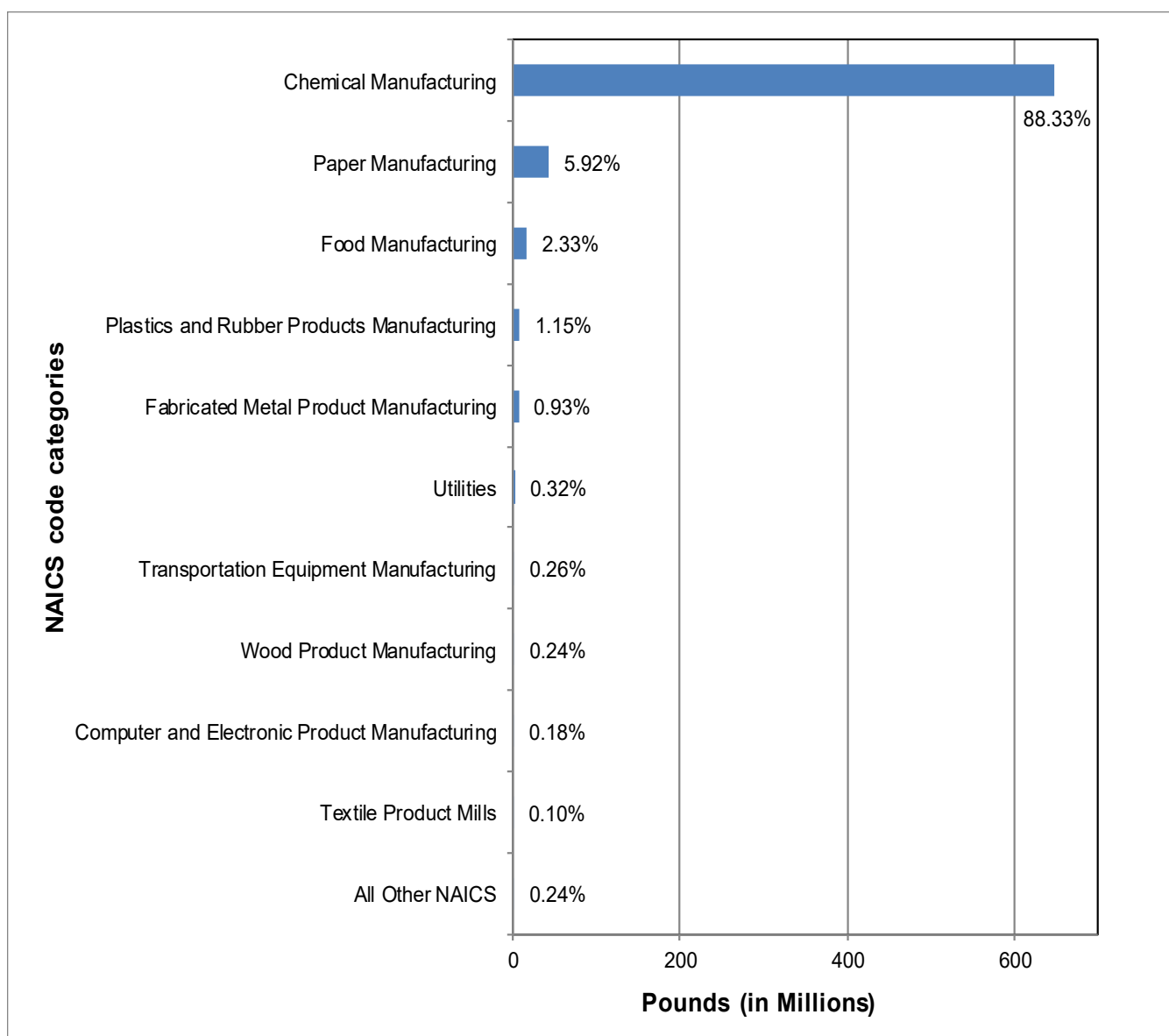
Figure 9. Top 10 Reporting Industrial Sectors (based on NAICS codes) Releasing TRI Chemicals On-Site in Virginia for 2019 (From Section 5 of the Form R. The number next to each bar is the percent of total on-site releases for all 2019 chemicals reported.)



Industrial Sectors Reporting On-Site Management of TRI Chemicals

The three industrial sectors reporting the most on-site management of TRI chemicals (see Figure 10) for 2019 based on the primary NAICS Code were: chemical manufacturing, paper manufacturing, and food manufacturing. These three sectors contributed to 96.57 percent of the total of on-site management of TRI chemicals. The remaining top 10 industrial sectors for 2019 were: plastics and rubber manufacturing, fabricated metal products manufacturing, utilities, transportation equipment manufacturing, wood product manufacturing, computer and electronics manufacturing, and textile product mills. A complete ranking of industrial sectors reporting on-site TRI management is provided in Appendix H-2.

Figure 10. Top 10 Reporting Industrial Sectors (based on NAICS codes) Managing TRI Chemicals On-Site in Virginia for 2019 (From Section 8 of the Form R. The number next to each bar is the percent total of on-site management for all 2019 chemicals reported. Figure 10 does not include the data extracted and re-aggregated from Sections 5 and 6 of Form R.)



Part Two - Facilities

Facilities Reporting On-Site Releases of TRI Chemicals

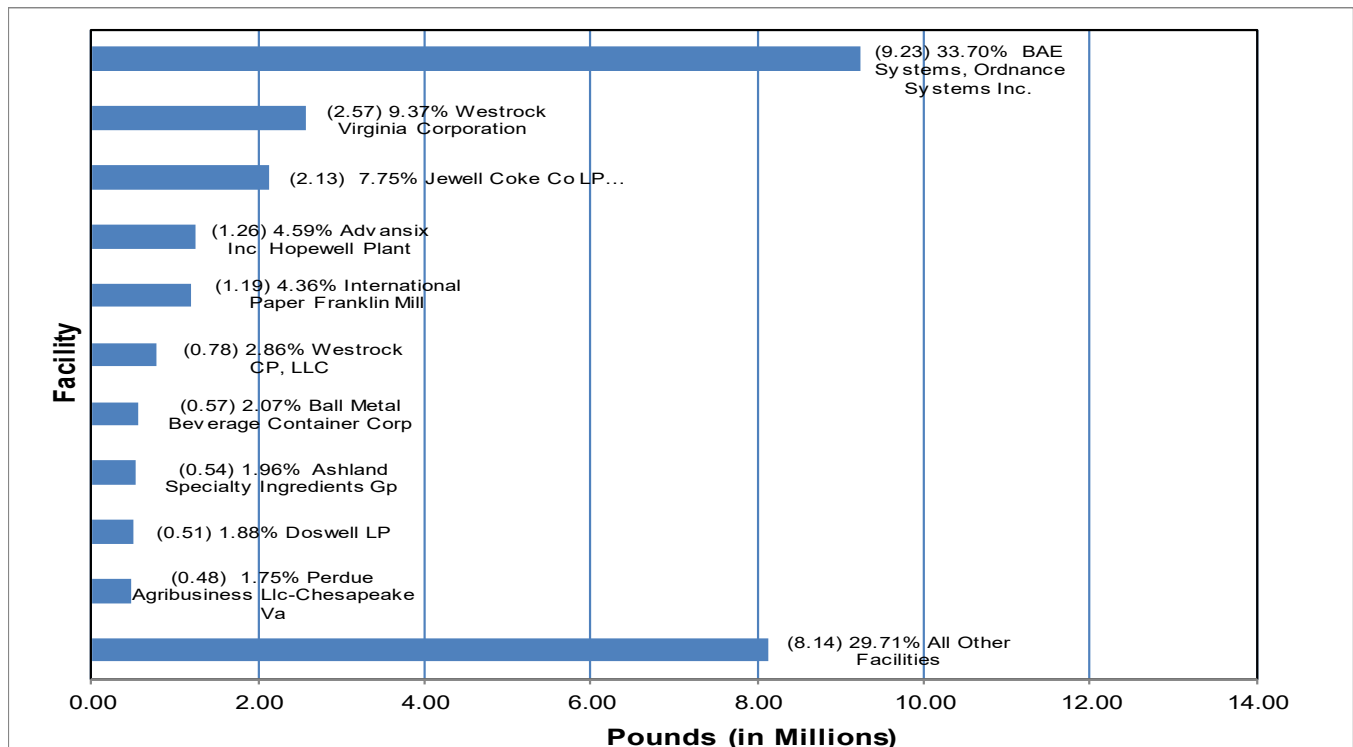
Virginia facilities that reported the highest contributions to the on-site release of TRI chemicals to the air (fugitive and stack), water, and land in 2019 were:

- BAE Systems, Ordnance Systems Inc.- City of Radford, Montgomery County
- Westrock Virginia Corporation - City of Covington
- Jewell Coke Co L.P. - Buchanan County
- Advansix, Inc. - Hopewell Plant - City of Hopewell
- International Paper Franklin Mill - City of Franklin
- Westrock CP, LLC - West Point, King William County
- Ball Metal Container Corporation – City of Williamsburg
- Ashland Specialty Ingredients Corporation – City of Hopewell
- Doswell L.P. – Hanover County
- Perdue Agribusiness LLC – City of Chesapeake

These facilities accounted for 70.29 percent (19.25 million pounds) of all reported TRI releases for 2019. Of the 10 facilities three are paper manufacturing facilities; three are chemical manufacturing facilities; one is a food processing facility, one is a metal can manufacturer, one is a power generation facility;; and one is a petroleum and coal products manufacturing facility.

Figure 11 shows the quantity of TRI chemicals each of these facilities released in Virginia in 2019. See Appendix I-1 for a complete ranking of on-site releases by facility.

Figure 11. 2019 Top 10 Virginia Facilities Reporting Releases of TRI Chemicals On-Site (From Section 5 of Form R. The numbers next to each bar are the total on-site releases (in millions of pounds), in the parentheses and the percent of total on-site releases for all 2019 chemicals reported for each facility.)



Facilities Reporting On-Site Management of TRI Chemicals

Figure 12 shows the 10 Virginia facilities reporting management of the greatest quantity of TRI chemicals on-site in 2019 other than releases. These facilities were:

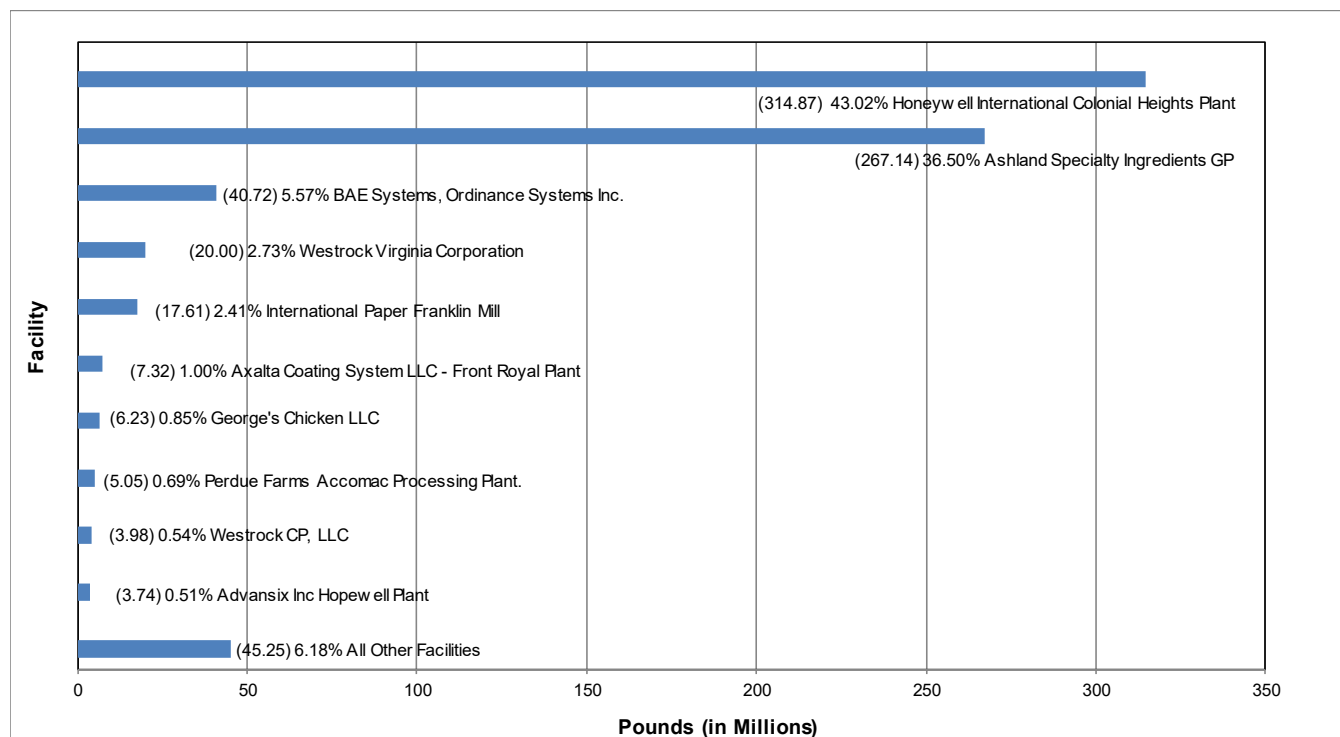
- Honeywell International Colonial Heights Plant - City of Colonial Heights
- Ashland Specialty Ingredients GP - City of Hopewell
- BAE Systems, Ordinance Systems Inc. - Radford, Montgomery County
- Westrock Virginia Corporation - City of Covington
- International Paper Franklin Mill - City of Franklin
- Axalta Coating Systems, LLC - Front Royal Plant - Front Royal, Warren County
- George's Chicken LLC - Edinburg, Shenandoah County
- Perdue Farms Accomack Processing Plant – Accomack County
- Westrock CP, LLC - West Point, King William County
- Advansix Inc. Hopewell Plant – City of Hopewell

These facilities accounted for approximately 93.82 percent (686.66 million pounds) of all reported on-site management (other than releases) in 2019.

Figure 12 shows the quantity each of these facilities managed on-site. Of the 10 facilities, five are chemical manufacturing facilities; three are paper manufacturing facilities; and two are a food manufacturing facilities. See Appendix I-2 for a ranking of on-site management by facility.

Figure 12: 2019 Top 10 Virginia Facilities Managing TRI Chemicals On-Site, Other than Releases

(From Section 8 of the Form R. The number next to each bar is the total on-site management (in millions of pounds) for each facility, in the parentheses, and the percent of total on-site management of TRI chemicals for each facility. This figure does not include the data extracted and re-aggregated from Sections 5 and 6 of Form R.)



Part Three - Jurisdictions

Jurisdictions with Facilities Reporting On-Site Releases of TRI Chemicals

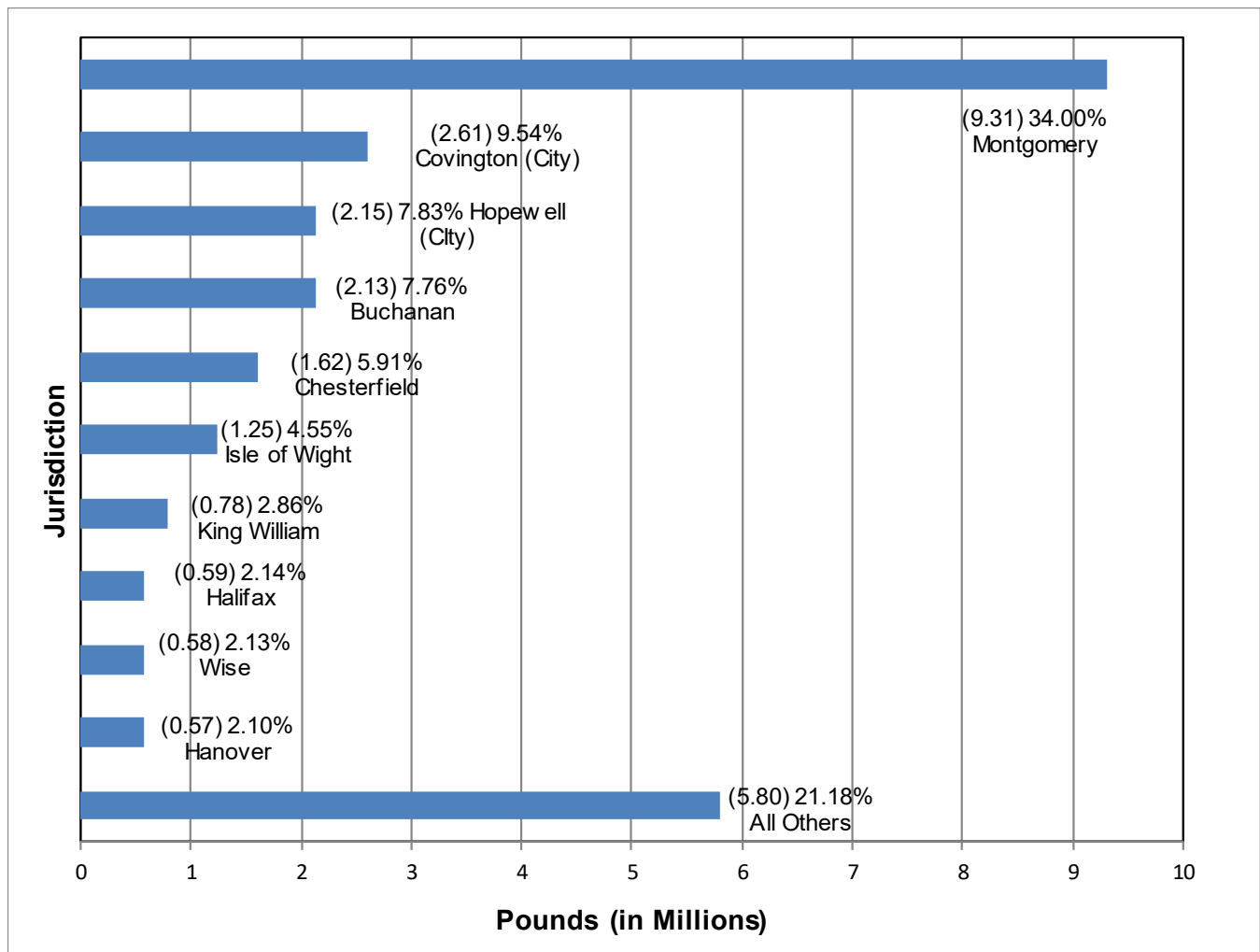
The Virginia jurisdictions (counties and independent cities) with facilities having the largest reported amount of total TRI chemicals released on-site to the environment (air, water, and land) in 2019 were: Montgomery County, City of Covington, City of Hopewell, Buchanan County, Chesterfield County, Isle of Wight County, King William County, Halifax County, Wise County, and Hanover County.

The reported on-site releases occurring within these jurisdictions comprised 78.82 percent (21.59 million pounds) of the total TRI chemicals released on-site into the environment by reporting facilities in Virginia.

Appendix J-1 contains a ranking of jurisdictions by the on-site releases of facilities located in each jurisdiction. Furthermore, Appendices F and G contain detailed information about facilities located in these jurisdictions.

Figure 13. 2019 Top 10 Virginia Jurisdictions for On-Site TRI Releases Reported by Facilities

(From Section 5 of the Form R. The number next to each bar represents the total on-site releases (in millions of pounds), in the parentheses, and the percent of the total on-site releases for each jurisdiction.)

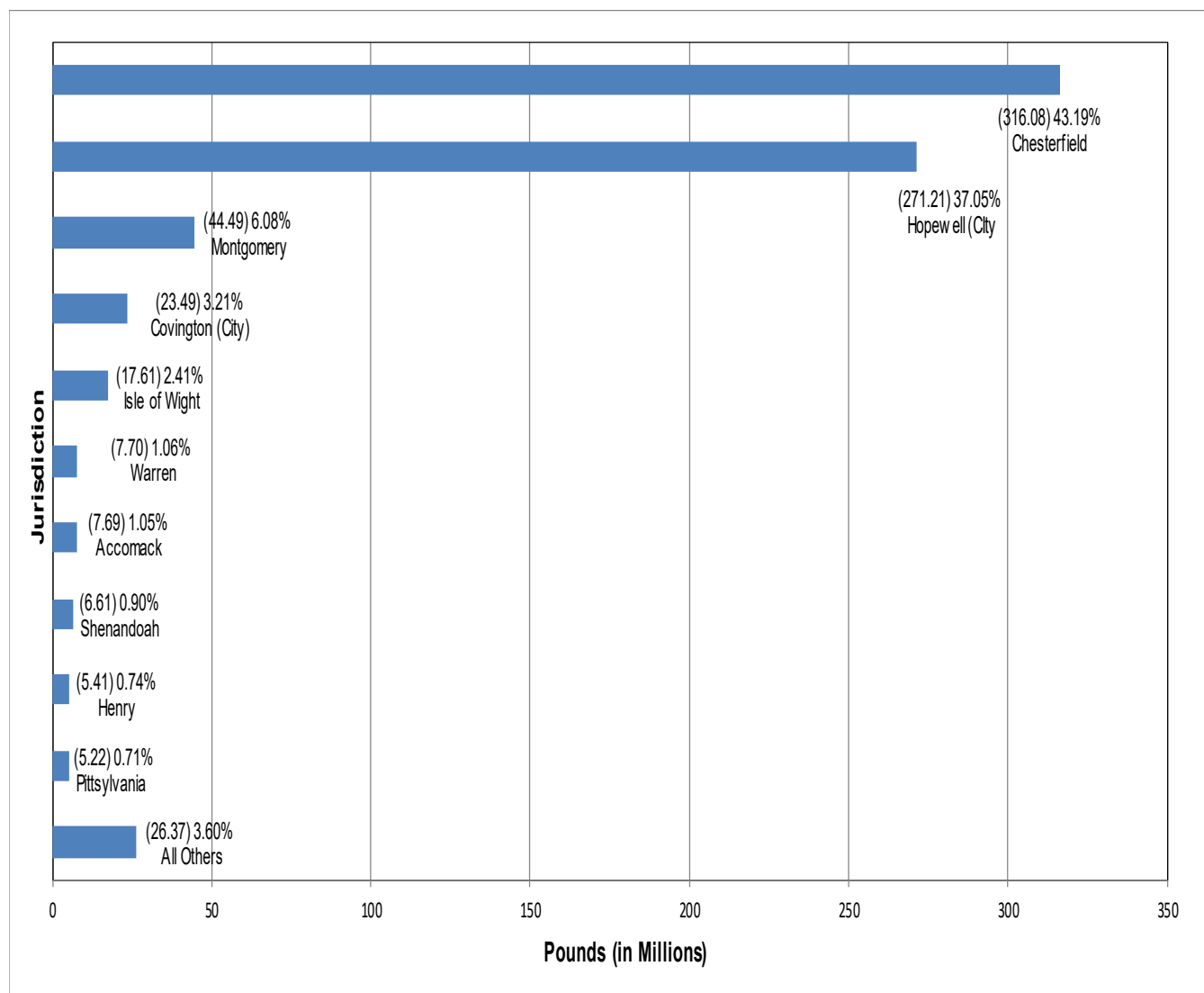


Jurisdictions with Facilities Reporting Other On-site Management of TRI Chemicals

The Virginia jurisdictions with facilities having the largest total reportable TRI chemicals managed on-site (other than releases) were: Chesterfield County, City of Hopewell, Montgomery County, City of Covington, Isle of Wight County, Warren County, Accomack County, Shenandoah County, Henry County, and Pittsylvania County. The on-site management of these chemicals in these jurisdictions comprised 96.39 percent (705.53 million pounds) of the total managed on-site (other than releases) by reporting facilities in Virginia.

Appendix J-2 contains a ranking of jurisdictions by the on-site management of facilities located there. Furthermore, Appendices F and G contain detailed information about facilities located in these jurisdictions.

Figure 14. 2019 Top 10 Virginia Jurisdictions for TRI Chemicals Managed On-Site as Reported by Facilities: (From Section 8 of the Form R. The number next to each bar is the total on-site management (in millions of pounds), in the parentheses, and the percent of the total of TRI chemicals managed on-site for each jurisdiction. Figure 14 does not include the data extracted and re-aggregated from Sections 5 and 6 of Form R.)



Chapter Four – Virginia TRI Historical Comparison

Since its inception, the TRI program has been expanding and evolving, providing more information to the public about the presence and release of toxic and hazardous chemicals in communities. Over the past 30 years, various regulatory changes have occurred. In addition, facilities are authorized to revise reports from previous years. Allowing facilities to submit revised reports for previous years makes direct comparison of current data to historical reports difficult and potentially misleading. Appendix E provides further information about the changes in reporting requirements and sets out limited historical data which have been standardized.³

Nevertheless, reporting years 2017, 2018, and 2019 are generally comparable and Chapter Four presents data for those three years. All revisions for these reporting years received on or before January 5, 2021, have been incorporated.

Table 6 compares TRI data for reporting years 2017 to 2019 by type of release, transfer, and on-site management.

For reporting year 2019 the total amount of on-site releases shows a decrease from the corresponding amount for reporting year 2018, off-site transfers decreased, and on-site management decreased from the corresponding amounts for reporting year 2018. From 2018 to 2019 the total TRI chemicals released on-site, transferred off-site, or managed on-site decreased by 3.40 percent.

Table 6 shows the changes with respect to on-site releases from reporting year 2018 to 2019, including an 8.66 percent decrease in on-site releases to air, an 18.46 percent increase in on-site releases to water, and a 42.80 percent decrease in on-site releases to land. There was an overall decrease of 3.03 percent for on-site releases from 2018 to 2019.

The overall quantities of TRI chemicals transferred off-site for further management or disposal decreased by 3.15 percent from 2018 to 2019. With respect to off-site transfers, Table 6 shows a 13.40 percent decrease in TRI chemicals being transferred off site for other treatment and a 25.91 percent increase in TRI chemicals being transferred off-site for energy recovery from 2018 to 2019.

Table 6 also shows that the on-site management of TRI chemicals through treatment, recycling, or energy recovery decreased in 2019. The 2019 report data show an increase in on-site energy recovery by 4.20 percent, a decrease in on-site recycling by 2.56 percent, and a 9.15 decrease in on-site treatment. The overall quantities of TRI chemicals managed on-site decreased by 3.43 percent for 2019.

Longer term trends can be seen in the last column of Table 6. Over three years, on-site releases of TRI chemicals decreased by 11.06 percent, off-site transfers increased by 5.28 percent, and on-site management decreased by 9.73 percent. From 2017 through 2019, Virginia facilities reported an 8.77 percent decrease in the release, transfer, or other management of TRI chemicals.

³ The information in Appendix E is historical and is for general comparison purposes only.
Virginia TRI Report – Summary of Data
from 2019 Facility Reports (issued March 2021)

Table 6. Comparison Summary Data by Type of Release, Transfer and On-Site Management for TRI Chemicals for 2017, 2018 and 2019 (from Table 1)

Management Activities	RY 2017 (Pounds)*	RY 2018 (Pounds)	RY 2019 (Pounds)	Changes 2018-2019	% Change 2018-2019	% Change 2017-2019
On-Site Releases						
Air (Total)	16,511,869.86	16,508,457.36	15,078,985.88	-1,429,471.48	-8.66%	-8.68%
Fugitive Air	3,652,709.68	3,462,295.09	3,166,070.30	-296,224.79	-8.56%	-13.32%
Stack Air	12,859,160.18	13,046,162.27	11,912,915.58	-1,133,246.70	-8.69%	-7.36%
Water	11,297,988.65	9,137,577.54	10,824,345.62	1,686,768.08	18.46%	-4.19%
Land	2,986,888.89	2,602,408.81	1,488,490.33	-1,113,918.48	-42.80%	-50.17%
Total	30,796,747.40	28,248,443.72	27,391,821.84	-856,621.88	-3.03%	-11.06%
Off-Site Transfers						
POTW	15,905,069.20	17,775,431.97	17,589,557.94	-185,874.03	-1.05%	10.59%
Other Off-Site Transfers	44,954,754.02	48,379,542.31	46,482,726.99	-1,896,815.32	-3.92%	3.40%
Recycling	22,175,644.29	24,620,738.08	23,864,739.28	-755,998.79	-3.07%	7.62%
Energy Recovery	3,786,729.87	3,518,089.44	4,429,693.86	911,604.42	25.91%	16.98%
Other Treatment	15,888,579.70	17,268,575.57	14,954,022.46	-2,314,553.11	-13.40%	-5.88%
Disposal	3,103,800.15	2,972,139.23	3,234,271.39	262,132.16	8.82%	4.20%
Total	60,859,823.22	66,154,974.28	64,072,284.93	-2,082,689.36	-3.15%	5.28%
On-Site Management						
Treated On-Site	104,073,554.90	103,473,321.21	94,002,172.87	-9,471,148.34	-9.15%	-9.68%
Recycled On-Site	702,998,486.36	651,206,005.27	634,515,966.96	-16,690,038.31	-2.56%	-9.74%
Energy Recovery On-Site	3,766,856.25	3,251,145.00	3,387,634.00	136,489.00	4.20%	-10.07%
Total	810,838,897.51	757,930,471.48	731,905,773.83	-26,024,697.65	-3.43%	-9.73%
Grand Total	902,495,468.12	852,333,889.48	823,369,880.59	-28,964,008.89	-3.40%	-8.77%

*TRI report data for the 2017 reporting year have been revised to include partial facility reports which were not previously being captured.

Virginia TRI Report – Summary of Data
from 2019 Facility Reports (issued March 2021)

Table 7 compares, in detail, the TRI data for PBT chemicals by type of release, transfer, and on-site management for reporting years 2017 to 2019. From 2018 to 2019, the total of PBT chemicals released on-site, transferred off-site, or managed on-site increased by 43.02 percent.

The data show a decrease in releases to air, water, and land of PBT chemicals compared to 2018, Table 7 also shows an increase of PBT chemicals transferred off-site and managed on-site for reporting years 2017 to 2019.

Table 7. Comparison Summary Data by Type of Release, Transfer and On-site Management for PBT chemicals for 2017, 2018 and 2019
(from Table 3)

Management Activities	RY 2017 (Pounds)*	RY 2018 (Pounds)	RY 2019 (Pounds)	Changes 2018-2019 (Pounds)	% Change 2018-2019	% Change 2017-2019
On-Site Releases						
Air (Total)	17,588.06	13,638.69	12,472.39	-1,166.30	-8.55%	-29.09%
Fugitive Air	6,715.62	2,508.26	2,211.57	-296.69	-4.42%	-67.07%
Stack Air	10,872.45	11,130.43	10,260.82	-869.61	-8.00%	-5.63%
Water	5,046.31	7,765.57	1,869.47	-5,896.10	-116.84%	-62.95%
Land	339,172.78	270,336.71	235,709.21	-34,627.50	-10.21%	-30.50%
Total	361,807.15	291,740.97	250,051.08	-41,689.90	-11.52%	-30.89%
Off-Site Transfers						
Potw	668.02	683.44	589.23	-94.21	-14.10%	-11.79%
Other Off-Site Transfers	756,752.20	1,277,229.91	1,931,036.43	653,806.52	86.40%	155.17%
Recycling	645,074.34	1,124,981.78	1,838,806.08	713,824.30	110.66%	185.05%
Energy Recovery	2,610.27	19,866.20	0.81	-19,865.39	-761.05%	-99.97%
Other Treatment	1,573.72	2,854.12	2,474.52	-379.60	-24.12%	57.24%
Disposal	107,493.88	129,527.81	89,755.02	-39,772.79	-37.00%	-16.50%
Total	757,420.22	1,277,913.35	1,931,625.66	653,712.31	86.31%	155.03%
On-Site Management						

*TRI report data for the 2017 reporting year have been revised to include partial facility reports which were not previously being captured.
Virginia TRI Report – Summary of Data
from 2019 Facility Reports (issued March 2021)

TRI – Chapter Four

2019 Toxics Release Inventory

	RY 2017 (Pounds)*	RY 2018 (Pounds)	RY 2019 (Pounds)	Changes 2018-2019 (Pounds)	% Change 2018-2019	% Change 2017-2019
Management Activities						
Treated On-Site	8.10	8.10	8.10	0.00	0.00%	0.00%
Recycled On-Site	86,611.26	58,573.96	147,058.30	88,484.34	102.16%	69.79%
Energy Recovery On-Site	0.00	0.00	0.00	0.00	0.00%	0.00%
Total	86,619.36	58,582.06	147,066.40	88,484.34	102.15%	69.78%
Grand Total	1,205,846.73	1,628,236.38	2,328,743.14	700,506.75	43.02%	93.12%

*TRI report data for the 2017 reporting year have been revised to include partial facility reports which were not previously being captured.
*Virginia TRI Report – Summary of Data
from 2019 Facility Reports (issued March 2021)*

Chapter Five - Conclusion

The 2019 Virginia TRI Report is issued pursuant to Virginia Code §10.1-1186.1. The report has information on chemicals and chemical categories, activities involving their use, industrial sectors, facilities and facility locations (jurisdictions).

The report provides information concerning listed toxic chemicals and chemical categories that are manufactured, processed, or otherwise used at Virginia facilities, including amounts released to the environment, transferred off-site and managed on-site. Industry and the public can use the data in a variety of ways, including as a measurement of progress toward reduction targets. As noted previously the majority of the releases to the environment included in the TRI report occur under a federal or state permitting program determined to be protective of human health and the environment.

Appendix A – Glossary of Terms

Coincidental Manufacture – Production of an EPCRA section 313 chemical as a byproduct or impurity as a result of the manufacture, processing, otherwise use, treatment, disposal, or other waste management of other chemical substances.

Energy Recovery – Recovery of useful energy from waste mainly through combustion of chemical waste.

Facility – Defined for the purposes of TRI reporting as all buildings, equipment, structures, and other stationary items which are located on a single site or on contiguous or adjacent sites and which are owned or operated by the same person (entity).

Fugitive (Non-Point) Air Releases – Emissions to the air that are not conveyed through stacks, vents, ducts, pipes, or other confined air streams within the boundaries of a facility. Examples include equipment leaks from valves, pump seals, flanges, compressors, sampling connections, open-ended lines, and evaporative losses from surface impoundments and spills.

Manufacture – To produce, prepare, import, or compound a toxic chemical.

North American Industry Classification System (NAICS) - NAICS is the standard used by Federal statistical agencies which collect or publish data by industry. It is a system for classifying an establishment by type of economic activity.

Off-Site Locations – Locations outside the boundaries of a facility to which wastes are transported for treatment, energy recovery, recycling, or disposal.

Otherwise Use – Any use of a toxic chemical at a facility which is not covered by the definitions of manufacture or process. This includes any activities in which a listed toxic chemical does not become intentionally incorporated into the final product for distribution in commerce. Examples of otherwise use include degreasers, solvents in paints that are applied to a product, chemicals used in water treatment, and refrigerants or coolants.

Persistent Bio-accumulative Toxic (PBT) chemical – A chemical that is stable for a long period of time, and builds up in the environment, particularly in food chains.

Publicly Owned Treatment Works (POTW) – A wastewater treatment facility which is owned by a unit of the government.

Process – Refers to the preparation of a listed toxic chemical after its manufacture, for distribution in commerce. Processing is usually the intentional incorporation of a toxic chemical into a product. It includes making mixtures, repackaging, and using a toxic chemical as a feedstock, raw material, or starting material for making another chemical.

Recycle – The process of capturing a useful product from a waste stream. Solvent recovery, metals recovery, and acid regeneration are examples of recycling.

Releases – Refers to on-site discharges of TRI chemicals to the air, water, land, and disposal in underground injection wells (none in Virginia). They include permitted, accidental, and non-permitted discharges.

Releases to Air – See fugitive (non-point) air releases and stack (point source) air releases.

Releases to Land – Refers to land-filling, surface impoundment, land treatment/application farming or any other release of a toxic chemical to land within the boundaries of a facility.

Releases to Water – Refers to discharging of chemicals to surface waters such as rivers, lakes, ponds, and streams within the boundaries of a facility.

Source Reduction/Pollution Prevention – Activities that reduce the quantity and /or toxicity of wastes generated. Improved operation and maintenance, process and equipment modification, conservation practices, material substitution, product modification, and in-process recycling are examples of pollution prevention.

Stack (Point Source) Air Releases – Emissions to the air that are conveyed through stacks, vents, ducts, pipes, or other confined air streams within the boundaries of a facility. Examples include storage tank emissions and emissions from air pollution control equipment.

Standard Industrial Classification Code (SIC Code) – A four digit number code designated by the Federal Office of Management and Budget to describe the type of activity(s) at a facility. The first two numbers of the code define a major business sector, and the last two numbers define a facility's specialty within the major sector.

Toxic – A substance that produces or causes systemic damage to an organism.

Transfers – Refers to TRI chemicals sent off-site for energy recovery, recycling, treatment, or disposal. They are reported as transfers to either Publicly Owned Treatment Works (POTWs) or other off-site transfers (non-POTWs) such as incinerators, landfills, other treatment, recycling, energy recovery, or disposal facilities not part of the reporting facility.

Appendix B – Supplementary Resources

Additional TRI data and individual facility information are available for the 1997 through 2019 reporting years. If you would like additional information on specific facilities or chemicals, please call the Virginia Department of Environmental Quality's SARA Title III Office at (804) 698-4467 or direct your request in writing to the Virginia Department of Environmental Quality, SARA Title III Office, P.O. Box 1105, Richmond, Virginia, 23218.

1. TRI data can be accessed on the Internet through the Virginia Department of Environmental Quality SARA Title III Program web page:
<http://www.DEQ.Virginia.gov/Programs/Air/AirQualityPlanningEmissions/SARATitleIII/SARA313ToxicsReleaseInventory.aspx>
2. The Form Rs submitted by facilities within the state are on file at the Virginia Department of Environmental Quality. Any inquiries about Form R information or the TRI program in Virginia should be made to the SARA Title III Program Coordinator.
3. The Environmental Protection Agency's Toxic Release Reporting Center is the national repository for all TRI reports submitted to the EPA. The data is available on CD-ROM, magnetic tape, floppy disk, and microfiche. Copies of the reports were distributed to more than 3,000 libraries nationwide.
4. Any questions regarding the Emergency Planning and Community Right to Know Act (EPCRA) can be forwarded to EPA's toll free EPCRA call center. The phone numbers are: (800) 424-9346, (703) 412-9810, or TDD (800) 553-7672.
5. The Toxic Release Inventory – Made Easy Web (TRI-MEweb) includes instructions for on-line reporting and submittal of TRI reports. The TRI-MEweb Resources page on EPA's website contains guidance documents and tutorials to help facilities with TRI reporting. For more information visit EPA's website: <http://www.epa.gov/toxics-release-inventory-tri-program/tri-meweb-resources>.
6. **Right-to-Know Network (RTK NET)** offers access to TRI data, along with health facts for each TRI chemical, searchable nationwide TRI data. RTK NET promotes pollution prevention, data analyses, and communication among individuals concerned about toxics use reduction.
<http://www.rtknet.org/>.
7. **ENVIROFACTS** integrates data extracted from several EPA programs, including TRI. ENVIROFACTS allows users to search the database by facility name, its location, by chemical, or by NAICS code. <http://www3.epa.gov/enviro/>.
8. **TRI Explorer** is another tool provided by EPA, which allows users to search TRI data by county, facility, chemical, etc. <http://www.epa.gov/triexplorer/>.
9. **EPCRA Section 313** program information and consolidated list of chemicals subject to EPCRA Section 313 and other federal programs, please visit EPA's website: <http://www.epa.gov/tri/>.

10. **EPA's Risk Screening Environmental Indicators (RSEI)** is a computer based model that uses TRI data for analysis of risk-related impacts of toxic chemical releases and transfers in the US.
<http://www.epa.gov/opptintr/rsei/>.

Appendix C – TRI Covered Industry Groups by North American Industry Classification System

TRI covered industry groups are identified by the following North American Industry Classification Systems (NAICS) sub-sector codes and general industry types:

- 211 Oil and Gas Extraction
- 212 Mining
- 221 Utilities
- 311 Food Manufacturing
- 312 Beverage and Tobacco Product Manufacturing
- 313 Textile Mills
- 314 Textile Product Mills
- 321 Wood Product Manufacturing
- 322 Paper Manufacturing
- 323 Printing and Related Support Activities
- 324 Petroleum and Coal Products Manufacturing
- 325 Chemical Manufacturing
- 326 Plastics and Rubber Products Manufacturing
- 331 Primary Metal Manufacturing
- 332 Fabricated Metal Product Manufacturing
- 333 Machinery Manufacturing
- 334 Computer and Electronic Product Manufacturing
- 335 Electrical Equipment, Appliance, and Component Manufacturing
- 336 Transportation Equipment Manufacturing
- 337 Furniture and Related Product Manufacturing
- 339 Miscellaneous Manufacturing
- 424 Merchant Wholesalers, Non Goods
- 562 Waste Management and Remediation Services
- 924 Administration of Environmental Quality Programs
- 927 Space Research and Technology
- 928 National Security and International Affairs

Appendix D - 2019 VA TRI Reporting Forms

Appendix D

2019 Toxics Release Inventory

Please note that the TRI reporting forms in this appendix are for reference only. Do not submit these forms to EPA. All facilities are required to submit their TRI data electronically using the TRI-MEweb application, per the TRI Electronic Reporting Rule. A link to the reporting rule language can be found at the following address: <http://www.epa.gov/toxics-release-inventory-tri-program/electronic-reporting-toxics-release-inventory-data>.

EPA United States Environmental Protection Agency		FORM R Section 313 of the Emergency Planning and Community Right-to-Know Act of 1986, also Known as Title III of the Superfund Amendments and Reauthorization Act		Form Approved OMB Number: 2025-0009 Approval Expires: 10/31/2021	Page 1 of 6
				TRI Facility ID Number	
				Toxic Chemical, Category, or Generic Name	
Complete form online via TRI-MEweb. For a trade secret submission, send completed forms to TRI Reporting Center, P. O. Box 10163, Fairfax, VA 22038. The annual public burden related to the Form R is estimated to average 35.71 hours per response for a facility filing a report on one chemical. See the Reporting Forms and Instructions for more information on submissions and the Paperwork Reduction Act.					
This section only applies if you are revising or withdrawing a previously submitted form, otherwise leave blank.		Revision (Enter up to two code(s))		Withdrawal (Enter up to two code(s))	
IMPORTANT: See instructions to determine when "Not Applicable (NA)" boxes should be checked.					
PART I. FACILITY IDENTIFICATION INFORMATION					
SECTION 1. REPORTING YEAR					
SECTION 2. TRADE SECRET INFORMATION					
2.1 Are you claiming the toxic chemical identified on page 2 as a trade secret?		2.2 Is this copy		Sanitized	
<input type="checkbox"/> Yes (Answer question 2.2; attach substantiation forms)		<input type="checkbox"/> No (Do not answer 2.2; go to Section 3)		<input type="checkbox"/> Unsanitized	
SECTION 3. CERTIFICATION (Important: Read and sign after completing all form sections.)					
I hereby certify that I have reviewed the attached documents and that, to the best of my knowledge and belief, the submitted information is true and complete and that the amounts and values in this report are accurate based on reasonable estimates using data available to the preparers of this report.					
Name and official title of owner/operator or senior management official:		Signature:		Date signed:	
SECTION 4. FACILITY IDENTIFICATION					
4.1 Facility or Establishment Name		TRI Facility ID Number		BIA Code	
Physical Street Address		Mailing Address (if different from physical street address)			
City/County/State/ZIP Code		City/State/ZIP Code		Country (Non-US)	
4.2 This report contains information for: (Important: Check a or b; check c or d if applicable)					
a. <input type="checkbox"/> An entire facility b. <input type="checkbox"/> Part of a facility c. <input type="checkbox"/> A federal facility d. <input type="checkbox"/> GOCO					
4.3 Technical Contact Name		Telephone Number (include area code and ext.)			
Email Address					
4.4 Public Contact Name		Telephone Number (include area code and ext.)			
Email Address					
4.5 NAICS Code(s) (6 digits)		Primary			
		a. b. c. d. e. f.			
4.6 Dun & Bradstreet Number(s) (9 digits)		a. b.			
SECTION 5. Parent Company Information					
5.1 Name of U.S. Parent Company (for TRI Reporting purposes)		No U.S. Parent Company (for TRI Reporting purposes)		<input type="checkbox"/>	
5.2 Parent Company's Dun & Bradstreet Number		NA <input type="checkbox"/>			

EPA Form 9350 -1 (Rev. 10/2018). Previous editions are obsolete.

Form Approved OMB Number: 2025-0009
Approval Expires: 10/31/2021

Page 2 of 6

FORM R Part II. CHEMICAL-SPECIFIC INFORMATION		TRI Facility ID Number	
		Toxic Chemical, Category, or Generic Name	
SECTION 1. TOXIC CHEMICAL IDENTITY (Important: DO NOT complete this section if you are reporting a mixture component in Section 2 below.)			
1.1	CAS Number (Important: Enter only one number exactly as it appears on the Section 313 list. Enter category code if reporting a chemical category.)		
1.2	Toxic Chemical or Chemical Category Name (Important: Enter only one name exactly as it appears on the Section 313 list.)		
1.3	Generic Chemical Name (Important: Complete only if Part I, Section 2.1 is checked "Yes". Generic Name must be structurally descriptive.)		
SECTION 2. MIXTURE COMPONENT IDENTITY (Important: DO NOT complete this section if you completed Section 1.)			
2.1	Generic Chemical Name Provided by Supplier (Important: Maximum of 70 characters, including numbers, letters, spaces, and punctuation.)		
SECTION 3. ACTIVITIES AND USES OF THE TOXIC CHEMICAL AT THE FACILITY (Important: Check all that apply.)			
3.1	Manufacture the toxic chemical:	3.2	Process the toxic chemical:
a. <input type="checkbox"/> Produce b. <input type="checkbox"/> Import If Produce or Import c. <input type="checkbox"/> For on-site use/processing d. <input type="checkbox"/> For sale/distribution e. <input type="checkbox"/> As a byproduct f. <input type="checkbox"/> As an impurity		a. <input type="checkbox"/> As a reactant b. <input type="checkbox"/> As a formulation component c. <input type="checkbox"/> As an article component d. <input type="checkbox"/> Repackaging e. <input type="checkbox"/> As an impurity f. <input type="checkbox"/> Recycling	
		3.3 Otherwise use the toxic chemical: a. <input type="checkbox"/> As a chemical processing aid b. <input type="checkbox"/> As a manufacturing aid c. <input type="checkbox"/> Ancillary or other use	
SECTION 4. MAXIMUM AMOUNT OF THE TOXIC CHEMICAL ON-SITE AT ANY TIME DURING THE CALENDAR YEAR			
4.1	(Enter two-digit code from instruction package.)		
SECTION 5. QUANTITY OF THE TOXIC CHEMICAL ENTERING EACH ENVIRONMENTAL MEDIUM ON-SITE			
		A. Total Release (pounds/year*) (Enter a range code** or estimate)	B. Basis of Estimate (Enter code)
		C. Percent from Stormwater	
5.1	Fugitive or non-point air emissions	NA <input type="checkbox"/>	
5.2	Stack or point air emissions	NA <input type="checkbox"/>	
5.3	Discharges to receiving streams or water bodies (Enter one name per box)	NA <input type="checkbox"/>	
Stream or Water Body Name		Reach Code (optional)	
5.3.1			
5.3.2			
If additional pages of Part II, Section 3.2 and 3.3 are attached, indicate the total number of pages in this box <input type="text"/> and indicate the Part II, Section 3.2 and 3.3 page number in this box. <input type="text"/> (Example: 1, 2, 3, etc.) If additional pages of Part II, Section 5.3 are attached, indicate the total number of pages in this box <input type="text"/> and indicate the Part II, Section 5.3 page number in this box. <input type="text"/> (Example: 1, 2, 3, etc.)			

EPA form 9350 -1 (Rev. 10/2018). Previous editions are obsolete.

*For Dioxin or Dioxin-like compounds, report in grams/year.

**Range Codes: A= 1-10 pounds; B= 11-499 pounds; C= 500-999 pounds.

Form Approved OMB Number: 2025-0009
Approval Expires: 10/31/2021

Page 3 of 6

FORM R				TRI Facility ID Number	
Part II. CHEMICAL-SPECIFIC INFORMATION (CONTINUED)				Toxic Chemical, Category, or Generic Name	
SECTION 5. QUANTITY OF THE TOXIC CHEMICAL ENTERING EACH ENVIRONMENTAL MEDIUM ON-SITE (continued)					
		NA	A. Total Release (pounds/year*) (Enter a range code** or estimate)	B. Basis of Estimate (Enter code)	
5.4-5.5	Disposal to land on-site				
5.4.1	Class I Underground Injection Wells	<input type="checkbox"/>			
5.4.2	Class II-V Underground Injection Wells	<input type="checkbox"/>			
5.5.1A	RCRA Subtitle C landfills	<input type="checkbox"/>			
5.5.1B	Other landfills	<input type="checkbox"/>			
5.5.2	Land treatment/application farming	<input type="checkbox"/>			
5.5.3A	RCRA Subtitle C surface impoundments	<input type="checkbox"/>			
5.5.3B	Other surface impoundments	<input type="checkbox"/>			
5.5.4	Other disposal	<input type="checkbox"/>			
Optional Waste Rock Piles Information You may check this box if your Section 5.5 quantities include "waste rock piles." <input type="checkbox"/> Enter quantity of "waste rock piles" (pounds/year*) 					
SECTION 6. TRANSFER(S) OF THE TOXIC CHEMICAL IN WASTES TO OFF-SITE LOCATIONS					
6.1 DISCHARGES TO PUBLICLY OWNED TREATMENT WORKS (POTWs) NA <input type="checkbox"/>					
6.1. POTW Name 					
POTW Address 					
City 		County 		State ZIP 	
A. Quantity Transferred to this POTW (pounds/year*) (Enter range code** or estimate)		B. Basis of Estimate (Enter code)		C. Disposal/Treatment (Enter code)	
1. 		1. 		1. P	
2. 		2. 		2. P	
3. 		3. 		3. P	
If additional pages of Part II, Section 6.1 are attached, indicate the total number of pages in this box and indicate the Part II, Section 6.1 page number in this box. (Example: 1, 2, 3, etc.)					
SECTION 6.2 TRANSFERS TO OTHER OFF-SITE LOCATIONS NA <input type="checkbox"/>					
6.2. Off-Site EPA Identification Number (RCRA ID No.) 					
Off-Site Location Name: 					
Off-Site Address: 					
City 		County 		State ZIP Country (non-US) 	
Is this location under control of reporting facility or parent company? <input type="checkbox"/> Yes <input type="checkbox"/> No					

EPA form 9350-1 (Rev. 10/2018). Previous editions are obsolete.

*For Dioxin or Dioxin-like compounds, report in grams/year.

**Range Codes: A= 1-10 pounds; B= 11-499 pounds; C= 500-999 pounds.

Form Approved OMB Number: 2025-0009
Approval Expires: 10/31/2021

Page 4 of 6

FORM R Part II. CHEMICAL-SPECIFIC INFORMATION (CONTINUED)					TRI Facility ID Number	
					Toxic Chemical, Category, or Generic Name	
SECTION 6.2. TRANSFERS TO OTHER OFF-SITE LOCATION (CONTINUED)						
A. Total Transfer (pounds/year*) (Enter a range code** or estimate)		B. Basis of Estimate (Enter code)		C. Type of Waste Treatment/Disposal/ Recycling/Energy Recovery (Enter code)		
1.		1.		1. M		
2.		2.		2. M		
3.		3.		3. M		
6.2 Off-Site EPA Identification Number (RCRA ID No.)						
Off-Site Location Name:						
Off-Site Address:						
City		County		State		ZIP
Country (non-US)						
Is this location under control of reporting facility or parent company? <input type="checkbox"/> Yes <input type="checkbox"/> No						
A. Total Transfer (pounds/year*) (Enter a range code** or estimate)		B. Basis of Estimate (Enter code)		C. Type of Waste Treatment/Disposal/ Recycling/Energy Recovery (Enter code)		
1.		1.		1. M		
2.		2.		2. M		
3.		3.		3. M		
SECTION 7A. ON-SITE WASTE TREATMENT METHODS AND EFFICIENCY						
<input type="checkbox"/> Not Applicable (NA) - Check here if no on-site waste treatment method is applied to any waste stream containing the toxic chemical or chemical category.						
a. General Waste Stream (Enter code)		b. Waste Treatment Method(s) Sequence (Enter 3- or 4-character code(s))				c. Waste Treatment Efficiency (Enter 2 character code)
7A.1a	7A.1b	1	2	3	4	7A.1c
	3	4	5			
	6	7	8			
7A.2a	7A.2b	1	2	3	4	7A.2c
	3	4	5			
	6	7	8			
7A.3a	7A.3b	1	2	3	4	7A.3c
	3	4	5			
	6	7	8			
7A.4a	7A.4b	1	2	3	4	7A.4c
	3	4	5			
	6	7	8			
7A.5a	7A.5b	1	2	3	4	7A.5c
	3	4	5			
	6	7	8			
If additional pages of Part II, Section 6.2/7.A are attached, indicate the total number of pages in this <input type="text"/> box and indicate the Part II, Section 6.2/7.A page number in this box. <input type="text"/> (Example: 1, 2, 3, etc.)						

EPA form 9350-1 (Rev. 10/2018). Previous editions are obsolete.

*For Dioxin or Dioxin-like compounds, report in grams/year.

**Range Codes: A= 1-10 pounds; B= 11-499 pounds; C= 500-999 pounds.

Form Approved OMB Number: 2025-0009
Approval Expires: 10/31/2021

Page 5 of 6

FORM R		TRI Facility ID Number	
Part II. CHEMICAL-SPECIFIC INFORMATION (CONTINUED)		Toxic Chemical, Category, or Generic Name	
SECTION 7B. ON-SITE ENERGY RECOVERY PROCESSES			
<input type="checkbox"/> NA Check here if no on-site energy recovery is applied to any waste stream containing the toxic chemical or chemical category.			
Energy Recovery Methods (Enter 3-character code(s))			
1	2	3	
SECTION 7C. ON-SITE RECYCLING PROCESSES			
<input type="checkbox"/> NA Check here if no on-site recycling is applied to any waste stream containing the toxic chemical or chemical category.			
Recycling Methods (Enter 3-character code(s))			
1.	2.	3.	
SECTION 8. SOURCE REDUCTION AND WASTE MANAGEMENT			
	Column A Prior Year (pounds/year*)	Column B Current Reporting Year (pounds/year*)	Column C Following Year (pounds/year*)
8.1 – 8.7 Production-Related Waste Managed			
8.1a	Total on-site disposal to Class I Underground Injection Wells, RCRA Subtitle C landfills, and other landfills		
8.1b	Total other on-site disposal or other releases		
8.1c	Total off-site disposal to Class I Underground Injection Wells, RCRA Subtitle C landfills, and other landfills		
8.1d	Total other off-site disposal or other releases		
8.2	Quantity used for energy recovery on-site		
8.3	Quantity used for energy recovery off-site		
8.4	Quantity recycled on-site		
8.5	Quantity recycled off-site		
8.6	Quantity treated on-site		
8.7	Quantity treated off-site		
8.8	Non-Production-Related Waste Managed**		
8.9	<input type="checkbox"/> Production ratio or <input type="checkbox"/> Activity ratio (select one and enter value to the right)		
8.10 Did your facility engage in any newly implemented source reduction activities for this chemical during the reporting year? If so, complete the following section; if not, check NA. NA <input type="checkbox"/>			
	Source Reduction Activities (Enter code(s))	Methods to Identify Activity (Enter code(s))	
		Estimated annual reduction (Enter code(s)) (optional)	
8.10.1	a.	b.	c.
8.10.2	a.	b.	c.
8.10.3	a.	b.	c.
8.10.4	a.	b.	c.

EPA form 9350-1 (Rev. 10/2018). Previous editions are obsolete.

*For Dioxin or Dioxin-like compounds, report in grams/year.

**Includes quantities released to the environment or transferred off-site as a result of remedial actions, catastrophic events, or other one-time events not associated with production processes

Form Approved OMB Number: 2025-0009
Approval Expires: 10/31/2021


Page 6 of 6

FORM R		TRI Facility ID Number
Part II. CHEMICAL-SPECIFIC INFORMATION (CONTINUED)		Toxic Chemical, Category, or Generic Name
SECTION 8.11. DISPOSAL OR OTHER RELEASES, SOURCE REDUCTION, AND RECYCLING ACTIVITIES		
8.11	If you wish to submit additional optional information on source reduction, recycling, or pollution control activities, provide it here.	
SECTION 9. MISCELLANEOUS INFORMATION		
9.1	If you wish to submit any miscellaneous, additional, or optional information regarding your Form R submission, provide it here.	

EPA form 9350 -1 (Rev. 10/2018). Previous editions are obsolete.

Form Approved OMB Number: 2025-0009
Approval Expires: 10/31/2021

Page 1 of 4

		FORM R Schedule 1										TRI Facility ID Number	
		PART II. CHEMICAL-SPECIFIC INFORMATION (continued)											
SECTION 5. QUANTITY OF DIOXIN AND DIOXIN-LIKE COMPOUNDS ENTERING EACH ENVIRONMENTAL MEDIUM ON-SITE													
		5.1	NA		5.2	NA		5.3	Discharges to receiving streams or water bodies (Enter data for one stream or water body per box)			NA	
		Fugitive or non-point air emissions			Stack or point air emissions			5.3.1		5.3.2		5.3.3	
D. Mass (grams) of each compound in the category (1-17)	1												
	2												
	3												
	4												
	5												
	6												
	7												
	8												
	9												
	10												
	11												
	12												
	13												
	14												
	15												
	16												
	17												
If additional pages of Section 5.3 are attached, indicate the total number of pages in this box <input type="text"/> and indicate the Section 5.3 page number in this box (Example: 1, 2, 3, etc.) <input type="text"/>													

See the Reporting Forms and Instructions for information on submissions and the Paperwork Reduction Act.

EPA Form 9350 -3 (Rev. 10/2018). Previous editions are obsolete.

Form Approved OMB Number: 2025-0009
Approval Expires: 10/31/2021

Page 2 of 4

FORM R Schedule 1												TRI Facility ID Number													
PART II. CHEMICAL-SPECIFIC INFORMATION (continued)																									
SECTION 5. QUANTITY OF DIOXIN AND DIOXIN-LIKE COMPOUNDS ENTERING EACH ENVIRONMENTAL MEDIUM ON-SITE																									
5.4 – 5.5 Disposal to land on-site																									
		5.4.1	NA		5.4.2	NA		5.5.1.A	NA		5.5.1.B	NA		5.5.2	NA		5.5.3.A	NA		5.5.3.B	NA		5.5.4	NA	
		Class I Underground Injection Wells			Class II-V Underground Injection Wells			RCRA Subtitle C landfills			Other landfills			Land treatment/ application farming			RCRA Subtitle C surface impoundments			Other surface impoundments			Other disposal		
C. Mass (grams) of each compound in the category (1-17)	1																								
	2																								
	3																								
	4																								
	5																								
	6																								
	7																								
	8																								
	9																								
	10																								
	11																								
	12																								
	13																								
	14																								
	15																								
	16																								
	17																								

EPA Form 9350 -3 (Rev. 10/2018). Previous editions are obsolete.

Form Approved OMB Number: 2025-009
Approval Expires: 10/31/2021

Page 3 of 4

FORM R Schedule 1										TRI Facility ID Number	
PART II. CHEMICAL-SPECIFIC INFORMATION (continued)											
SECTION 6. TRANSFERS OF DIOXIN AND DIOXIN-LIKE COMPOUNDS IN WASTES TO OFF-SITE LOCATIONS											
6.1. DISCHARGES TO PUBLICLY OWNED TREATMENT WORKS (POTWs)										NA <input style="width: 50px;" type="text"/>	
6.1 <input style="width: 50px;" type="text"/>		D. Mass (grams) of Each Compound in the Category (1-17)									
1.		1	2	3	4	5	6	7	8		
9		10	11	12	13	14	15	16	17		
2.		1	2	3	4	5	6	7	8		
9		10	11	12	13	14	15	16	17		
3.		1	2	3	4	5	6	7	8		
9		10	11	12	13	14	15	16	17		
6.1 <input style="width: 50px;" type="text"/>		D. Mass (grams) of Each Compound in the Category (1-17)									
1.		1	2	3	4	5	6	7	8		
9		10	11	12	13	14	15	16	17		
2.		1	2	3	4	5	6	7	8		
9		10	11	12	13	14	15	16	17		
3.		1	2	3	4	5	6	7	8		
9		10	11	12	13	14	15	16	17		
6.2 TRANSFERS TO OTHER OFF-SITE LOCATIONS										NA <input style="width: 50px;" type="text"/>	
6.2 <input style="width: 50px;" type="text"/>		D. Mass (grams) of Each Compound in the Category (1-17)									
1.		1	2	3	4	5	6	7	8		
9		10	11	12	13	14	15	16	17		
2.		1	2	3	4	5	6	7	8		
9		10	11	12	13	14	15	16	17		
3.		1	2	3	4	5	6	7	8		
9		10	11	12	13	14	15	16	17		
6.2 <input style="width: 50px;" type="text"/>		D. Mass (grams) of Each Compound in the Category (1-17)									
1.		1	2	3	4	5	6	7	8		
9		10	11	12	13	14	15	16	17		
2.		1	2	3	4	5	6	7	8		
9		10	11	12	13	14	15	16	17		
3.		1	2	3	4	5	6	7	8		
9		10	11	12	13	14	15	16	17		
If additional pages of Section 6.1 or 6.2 are attached, indicate the total number of pages in this box <input style="width: 50px;" type="text"/>											
and indicate the Section 6.1 or 6.2 page number in this box <input style="width: 50px;" type="text"/> (Example: 1, 2, 3, etc.)											

EPA Form 9350 -3 (Rev. 10/2018). Previous editions are obsolete.

Form Approved OMB Number: 2025-009
Approval Expires: 10/31/2021

Page 4 of 4

FORM R Schedule 1											TRI Facility ID Number
PART II. CHEMICAL-SPECIFIC INFORMATION (continued)											
SECTIONS 8.1-8.8. WASTE MANAGEMENT QUANTITIES FOR DIOXIN AND DIOXIN-LIKE COMPOUNDS (current year only)											
	8.1-8.7 Production-related waste managed										8.8 Non-production related waste managed*
	8.1a Total on-site disposal to Class 1 Underground Injection Wells, RCRA Subtitle C landfills, and other landfills	8.1b Total other on-site disposal or other releases	8.1c Total off-site disposal to Class 1 Underground Injection Wells, RCRA Subtitle C landfills, and other landfills	8.1d Total other off-site disposal or other releases	8.2 Quantity used for energy recovery on-site	8.3 Quantity used for energy recovery off-site	8.4 Quantity recycled on-site	8.5 Quantity recycled off-site	8.6 Quantity treated on-site	8.7 Quantity treated off-site	
1											
2											
3											
4											
5											
6											
7											
8											
9											
10											
11											
12											
13											
14											
15											
16											
17											


*Includes quantities released to the environment or transferred off-site as a result of remedial actions, catastrophic events, or other one-time events not associated with production processes.

EPA Form 9350 -3 (Rev. 10/2018). Previous editions are obsolete.

Form Approved OMB Number: 2025-0009

Approval Expires: 10/31/2021

Page 1 of 2

 TOXICS RELEASE INVENTORY FORM A	
Complete form online via TRI-MEweb. For a trade secret submission, send completed forms to TRI Reporting Center, P. O. Box 10163, Fairfax, VA 22038. The annual public burden related to the Form A is estimated to average 21.96 hours per response for a facility filing a report on one chemical. See the Reporting Forms and Instructions for more information on submissions and the Paperwork Reduction Act.	
TRI Facility ID Number <input type="text"/>	
This section only applies if you are revising or withdrawing a previously submitted form, otherwise leave blank.	Revision (Enter up to two code(s)) <input type="text"/> <input type="text"/>
Withdrawal (Enter up to two code(s)) <input type="text"/> <input type="text"/>	
IMPORTANT: See instructions to determine when "Not Applicable (NA)" boxes should be checked.	
PART I. FACILITY IDENTIFICATION INFORMATION	
SECTION 1. REPORTING YEAR <input type="text"/>	
SECTION 2. TRADE SECRET INFORMATION	
2.1 Are you claiming the toxic chemical identified on page 2 as a trade secret? <input type="checkbox"/> Yes (Answer question 2.2; attach substantiation forms) <input type="checkbox"/> No (Do not answer 2.2; go to Section 3)	2.2 Is this copy <input type="checkbox"/> Sanitized <input type="checkbox"/> Unsanitized (Answer only if "Yes" in 2.1)
SECTION 3. CERTIFICATION (Important: Read and sign after completing all form sections.)	
I hereby certify that to the best of my knowledge and belief, for each toxic chemical listed in this statement, the annual reportable amount as defined in 40 CFR 372.27(a), did not exceed 500 pounds for this reporting year and that the chemical was manufactured, processed, or otherwise used in an amount not exceeding 1 million pounds during this reporting year.	
Name and official title of owner/operator or senior management official:	Signature: <input type="text"/> Date signed: <input type="text"/>
SECTION 4. FACILITY IDENTIFICATION	
Facility or Establishment Name <input type="text"/>	TRI Facility ID Number <input type="text"/> BIA Code <input type="text"/>
Physical Street Address <input type="text"/>	Mailing Address (if different from physical street address) <input type="text"/>
City/County/State/ZIP Code <input type="text"/>	City/State/ZIP Code <input type="text"/> Country (Non-US) <input type="text"/>
4.2 This report contains information for: (Important: Check c or d if applicable) c. <input type="checkbox"/> A Federal Facility d. <input type="checkbox"/> GOCO	
4.3 Technical Contact Name <input type="text"/>	Telephone Number (include area code and ext.) <input type="text"/>
Email Address <input type="text"/>	
4.4 Public Contact Name <input type="text"/>	Telephone Number (include area code and ext.) <input type="text"/>
Email Address <input type="text"/>	
4.5 NAICS Code(s) (6 digits)	Primary <input type="text"/> a. <input type="text"/> b. <input type="text"/> c. <input type="text"/> d. <input type="text"/> e. <input type="text"/> f. <input type="text"/>
4.6 Dun & Bradstreet Number(s) (9 digits)	a. <input type="text"/> b. <input type="text"/>
SECTION 5. PARENT COMPANY INFORMATION	
5.1 Name of U.S. Parent Company (for TRI Reporting purposes) <input type="text"/>	No U.S. Parent Company <input type="checkbox"/> (for TRI Reporting purposes)
5.2 Parent Company's Dun & Bradstreet Number	NA <input type="checkbox"/> <input type="text"/>

EPA Form 9350 -2 (Rev. 10/2018). Previous editions are obsolete.

Form Approved OMB Number: 2025-009

Approval Expires: 10/31/2021

Page 2 of 2

EPA FORM A PART II. CHEMICAL IDENTIFICATION		TRI Facility ID Number
Do not use this form for reporting PBT chemicals, including Dioxin and Dioxin-like Compounds*		
SECTION 1. TOXIC CHEMICAL IDENTITY		Report ____ of ____
1.1	CAS Number (Important: Enter only one number exactly as it appears on the Section 313 list. Enter category code if reporting a chemical category.)	
1.2	Toxic Chemical or Chemical Category Name (Important: Enter only one name exactly as it appears on the Section 313 list.)	
1.3	Generic Chemical Name (Important: Complete only if Part 1, Section 2.1 is checked "Yes". Generic Name must be structurally descriptive.)	
SECTION 2. MIXTURE COMPONENT IDENTITY (Important: DO NOT complete this section if you completed Section 1 above)		
2.1	Generic Chemical Name Provided by Supplier (Important: Maximum of 70 characters, including numbers, letters, spaces, and punctuation.)	
SECTION 9.2. OPTIONAL POLLUTION PREVENTION AND ADDITIONAL INFORMATION FOR THIS TOXIC CHEMICAL		
9.2	If you wish to provide optional chemical specific pollution prevention or additional information, provide it here.	
SECTION 1. TOXIC CHEMICAL IDENTITY		
Report ____ of ____		
1.1	CAS Number (Important: Enter only one number exactly as it appears on the Section 313 list. Enter category code if reporting a chemical category.)	
1.2	Toxic Chemical or Chemical Category Name (Important: Enter only one name exactly as it appears on the Section 313 list.)	
1.3	Generic Chemical Name (Important: Complete only if Part 1, Section 2.1 is checked "Yes". Generic Name must be structurally descriptive.)	
SECTION 2. MIXTURE COMPONENT IDENTITY (Important: DO NOT complete this section if you completed Section 1 above)		
2.1	Generic Chemical Name Provided by Supplier (Important: Maximum of 70 characters, including numbers, letters, spaces, and punctuation.)	
SECTION 9.2. OPTIONAL POLLUTION PREVENTION AND ADDITIONAL INFORMATION FOR THIS TOXIC CHEMICAL		
9.2	If you wish to provide optional chemical specific pollution prevention or additional information, provide it here.	

*See the TRI Reporting Forms and Instructions manual for the list of PBT Chemicals (including Dioxin and Dioxin-like Compounds)

EPA Form 9350 -2 (Rev. 10/2018). Previous editions are obsolete.

(Make additional copies of this page, if needed)

Appendix E -VA TRI Historical Trend

Since its inception, the TRI program has been expanding and evolving, providing more information to the public about the presence and release of toxic and hazardous chemicals in communities. As a result, over the past 29 years, major regulatory changes have occurred that have made the direct historical comparison of releases from 1988 to 2019 difficult and potentially misleading. The information in Appendix E is historical and for general comparison purposes only.

During the early years of the program there were no major reporting changes. From 1988 until 1994 the consistency between reporting sectors and chemicals made comparison straightforward.

The first major change in reporting requirements was the addition of 286 chemicals and chemical categories to the TRI list beginning with reporting year 1995. The addition of chemicals in reporting year 1995 created a new baseline for TRI comparisons. A second major change was the inclusion of seven new non-manufacturing sectors (sectors that had not previously reported) to the TRI facility coverage beginning in the 1998 reporting year. With this change, 1998 became the new baseline for historical comparison. The third major change began with reporting year 2000, when seven chemicals and two chemical categories were added to the TRI chemical list. These chemicals, and chemical categories must be subtracted from reporting year 2000, 2001, and 2002 data to make comparisons to 1998 and 1999 more accurate. A fourth major change for reporting year 2011 was the inclusion of 16 new chemicals to the list of reportable chemicals. Of the 16 new chemicals which were added, four of these are classified as Polycyclic Aromatic Compounds (PACs). PACs are Persistent Bio-accumulative Toxins (PBTs) chemicals, and as such, they are likely to remain in the environment for a very long time, are not readily destroyed, and may build up or accumulate in body tissue. Hydrogen Sulfide was added to the list in reporting year 2012 following the lifting of an administrative stay on Oct. 17, 2012. Ortho-Nitrotoluene was added to the list in reporting year 2015 following a final rule published by EPA which became effective on Nov. 29, 2013. The Nonylphenol category of chemicals was added to the 2019 reporting year chemicals list in a final rule effective on Sept. 20, 2015. The hexabromocyclododecane category was added to the chemical list in November 2019.

It should be noted beginning with reporting year 2001, lead and lead compounds were re-designated as PBT chemicals, and the threshold for reporting was reduced to 100 pounds. This caused facilities to submit more reports for lead and lead compounds for reporting years 2001 and 2002.

Table E-1 shows the amounts of releases to each media for reporting years 2004 through 2014 (without specified PBTs, or vanadium and vanadium compounds). Facility revisions for previous reporting years were not included in this comparison of on-site releases.

Appendix E

2019 Toxics Release Inventory

Table E-1. On-Site Releases Comparison from 2006 – 2016 (from Section 5 of Form R)

Chapter Four of the Virginia 2019 TRI Report covers the reporting period 2017 to 2019, and includes all chemicals and chemical compounds, and all facility revisions received through January 5, 2021.

Media	2006 (pounds)	2007 (pounds)	2008 (pounds)	2009 (pounds)	2010 (pounds)	2011 (pounds)	2012 (pounds)	2013 (pounds)	2014 (pounds)	2015 (pounds)	2016 (pounds)	Percent Change 2006 - 2016
Air	41,273,390	39,390,601	29,770,387	26,946,032	24,617,658	19,972,183	18,404,743	20,651,918	20,388,755.18	18,020,039.02	19,059,858.65	-53.82%
Water	19,258,326	18,322,290	20,284,859	18,301,212	17,687,071	16,714,204	11,763,752	11,707,977	11,164,687.01	11,535,716.86	13,571,327.82	-29.53%
Land	4,913,540	4,430,778	2,947,122	3,312,996	3,247,285	2,545,232	2,515,236	3,695,524	3,637,624.72	2,939,038.10	3,541,540.62	-27.92%
Total	65,445,255	62,143,669	53,002,368	48,560,240	78,463,236	39,231,618	32,683,731	36,055,419	35,191,066.92	32,494,793.98	36,172,727.09	-44.73%

Appendix F - 2019 Summary of Facilities, Chemical Releases, Transfers and Management (Non-PBT)

Appendix F-2019 Summary of Facilities, Chemical Releases, Transfers, and Management (Non-PBT)

Alphabetical Listing by Facility Within Each County/Independent City

2019 Toxics Release Inventory

Appendix F

Facility County/Independent City		On-Site Releases from Section 5 of Form R						On-Site Management from Section 8 of Form R				Off-Site Transfers from Section 6 of Form R	
Facility Name/Address													
Chemical Name	form A*	Fugitive Air (pounds)	Stack Air (pounds)	Total Air (pounds)	Land (pounds)	Water (pounds)	Total On-Site Releases (pounds)	Energy Recovery (pounds)	Recycling (pounds)	Treatment (pounds)	Total On-Site Management (pounds)	POTW (pounds)	Total Other Off-Site Transfers ** (pounds)
ACCOMACK		PERDUE FARMS ACCOMAC PROCESSING PLANT						22520 LANKFORD HWY				NAICS Code	311615
AMMONIA	N	8,925	0	8,925	0	89	9,014	0	0	895,559	895,559	0	0
CERTAIN GLYCOL ETHERS	N	0	0	0	0	227	227	0	0	11,334	11,334	0	0
HYDROGEN SULFIDE	N	40,903	0	40,903	0	0	40,903	0	0	304,834	304,834	0	0
NITRATE COMPOUNDS	N	0	0	0	0	178,787	178,787	0	0	3,112,771	3,112,771	0	0
PERACETIC ACID	N	0	0	0	0	363	363	0	0	725,943	725,943	0	0
Total for Perdue Farms Accomac Processing Plant		49,828	0	49,828	0	179,466	229,294	0	0	5,050,441	5,050,441	0	0
ACCOMACK		TYSON FARMS INC-TEMPERANCEVILLE						11224 LANKFORD HWY				NAICS Code	311615
AMMONIA	N	9,400	150	9,550	0	37	9,587	0	0	25,000	25,000	0	2,100
NITRATE COMPOUNDS	N	0	0	0	0	37,000	37,000	0	0	2,300,000	2,300,000	0	1,300
PERACETIC ACID	N	1,700	0	1,700	0	0	1,700	0	0	320,000	320,000	0	0
Total for Tyson Farms Inc-Temperanceville		11,100	150	11,250	0	37,037	48,287	0	0	2,645,000	2,645,000	0	3,400
Total for Above County : (8 reports)		60,928	150	61,078	0	216,503	277,581	0	0	7,695,441	7,695,441	0	3,400
ALBEMARLE		INTERNATIONAL COLD STORAGE						5678 HEARDS MOUNTAIN RD				NAICS Code	333415
DIISOCYANATES	Y	0	0	0	0	0	0	0	0	0	0	0	0
Total for International Cold Storage		0	0	0	0	0	0	0	0	0	0	0	0
Total for Above County : (1 record)		0	0	0	0	0	0	0	0	0	0	0	0
AMELIA		AMELIA LUMBER CO INC						8680 CROWDER ST				NAICS Code	321114

* A "Y" in the FORM A column means a simplified Form A was submitted. An "N" means the full Form R was submitted. Facilities may report using the Form A for a non-PBT chemical if the total annual reportable amount for that chemical does not exceed 500 pounds and the amount manufactured, processed, or otherwise used for that chemical does not exceed 1 million pounds. When filing a Form A, no amounts are reported but by default the appendix lists them as zero.

** TOTAL OTHER OFF-SITE TRANSFERS = ALL OF FORM R SECTION 6.2 OFF-SITE TRANSFERS (DISPOSAL + TREATMENT + ENERGY RECOVERY + RECYCLING)

Page F-1 of F-81

*** BAE SYSTEMS, ORDINANCE SYSTEMS INC. AND RADFORD ARMY AMMUNITION ARE THE SAME FACILITY, REPORTING UNDER TWO SEPERATE IDs THE SUMMARY REPORT REFLECTS ONLY ONE SET OF DATA VALUES FOR TOTALS.

2019 Toxics Release Inventory

Appendix F

Facility County/Independent City		On-Site Releases from Section 5 of Form R						On-Site Management from Section 8 of Form R				Off-Site Transfers from Section 6 of Form R	
Facility Name/Address		Fugitive Air (pounds)	Stack Air (pounds)	Total Air (pounds)	Land (pounds)	Water (pounds)	Total On-Site Releases (pounds)	Energy Recovery (pounds)	Recycling (pounds)	Treatment (pounds)	Total On-Site Management (pounds)	POTW (pounds)	Total Other Off-Site Transfers ** (pounds)
Chemical Name	form A*												
ARSENIC COMPOUNDS	Y	0	0	0	0	0	0	0	0	0	0	0	0
CHROMIUM COMPOUNDS(EXCEPT	Y	0	0	0	0	0	0	0	0	0	0	0	0
COPPER COMPOUNDS	Y	0	0	0	0	0	0	0	0	0	0	0	0
Total for Amelia Lumber Co Inc		0	0	0	0	0	0	0	0	0	0	0	0
Total for Above County : (3 reports)		0	0	0	0	0	0	0	0	0	0	0	0
AMHERST		COOPER STEEL						275 FRANCIS AVE				NAICS Code	332312
CHROMIUM	Y	0	0	0	0	0	0	0	0	0	0	0	0
MANGANESE	Y	0	0	0	0	0	0	0	0	0	0	0	0
NICKEL	Y	0	0	0	0	0	0	0	0	0	0	0	0
Total for Cooper Steel		0	0	0	0	0	0	0	0	0	0	0	0
AMHERST		GREIF PACKAGING LLC						861 FIBRE PLANT RD				NAICS Code	322110
ACETALDEHYDE	N	3,003	38,305	41,308	0	0	41,308	45,781	0	15,476	61,257	0	0
METHANOL	N	6,702	268,693	275,395	0	0	275,395	50,150	0	85,865	136,015	0	0
NITRATE COMPOUNDS	N	0	0	0	0	2,869	2,869	0	0	292,518	292,518	0	0
Total for Greif Packaging Llc		9,705	306,998	316,703	0	2,869	319,572	95,931	0	393,859	489,790	0	0
Total for Above County : (6 reports)		9,705	306,998	316,703	0	2,869	319,572	95,931	0	393,859	489,790	0	0
ARLINGTON		ALLIED AVIATION FUELING CO INC						RONALD REAGAN NATIONAL AIRPORT				NAICS Code	424710
BENZENE	N	0	188	188	0	0	188	0	0	0	0	0	0
BIPHENYL	N	1	1	2	0	0	2	0	0	0	0	0	0
CYCLOHEXANE	N	0	188	188	0	0	188	0	0	0	0	0	0
ETHYLBENZENE	N	7	194	201	0	0	201	0	0	0	0	0	130
METHYL TERT-BUTYL ETHER	N	0	376	376	0	0	376	0	0	0	0	0	0

* A "Y" in the FORM A column means a simplified Form A was submitted. An "N" means the full Form R was submitted. Facilities may report using the Form A for a non-PBT chemical if the total annual reportable amount for that chemical does not exceed 500 pounds and the amount manufactured, processed, or otherwise used for that chemical does not exceed 1 million pounds. When filing a Form A, no amounts are reported but by default the appendix lists them as zero.

** TOTAL OTHER OFF-SITE TRANSFERS = ALL OF FORM R SECTION 6.2 OFF-SITE TRANSFERS (DISPOSAL + TREATMENT + ENERGY RECOVERY + RECYCLING)

Page F-2 of F-81

*** BAE SYSTEMS, ORDINANCE SYSTEMS INC. AND RADFORD ARMY AMMUNITION ARE THE SAME FACILITY, REPORTING UNDER TWO SEPERATE IDs THE SUMMARY REPORT REFLECTS ONLY ONE SET OF DATA VALUES FOR TOTALS.

2019 Toxics Release Inventory

Appendix F

Facility County/Independent City		On-Site Releases from Section 5 of Form R						On-Site Management from Section 8 of Form R				Off-Site Transfers from Section 6 of Form R	
Facility Name/Address		Fugitive Air (pounds)	Stack Air (pounds)	Total Air (pounds)	Land (pounds)	Water (pounds)	Total On-Site Releases (pounds)	Energy Recovery (pounds)	Recycling (pounds)	Treatment (pounds)	Total On-Site Management (pounds)	POTW (pounds)	Total Other Off-Site Transfers ** (pounds)
Chemical Name	form A*												
NAPHTHALENE	N	16	225	241	0	0	241	0	0	0	0	0	773
N-HEXANE	N	0	188	188	0	0	188	0	0	0	0	0	0
TOLUENE	N	0	940	940	0	0	940	0	0	0	0	0	0
XYLENE (MIXED ISOMERS)	N	0	752	752	0	0	752	0	0	0	0	0	0
Total for Allied Aviation Fueling Co Inc		24	3,052	3,076	0	0	3,076	0	0	0	0	0	903
ARLINGTON	PENTAGON RESERVATION							2 N ROTARY RD				NAICS Code	928110
1,2,4-TRIMETHYLBENZENE	N	0	34,559	34,559	0	0	34,559	0	0	0	0	0	0
BIPHENYL	N	0	34,559	34,559	0	0	34,559	0	0	0	0	0	0
CUMENE	N	0	17,280	17,280	0	0	17,280	0	0	0	0	0	0
ETHYLBENZENE	N	0	17,280	17,280	0	0	17,280	0	0	0	0	0	0
NAPHTHALENE	N	0	34,560	34,560	0	0	34,560	0	0	0	0	0	0
Total for Pentagon Reservation		0	138,238	138,238	0	0	138,238	0	0	0	0	0	0
ARLINGTON	VIRGINIA CONCRETE SHIRLINGTON PLANT							2651 SHIRLINGTON RD				NAICS Code	327320
NITRATE COMPOUNDS	N	0	0	0	0	1,024	1,024	0	0	0	0	0	0
Total for Virginia Concrete Shirlington Plant		0	0	0	0	1,024	1,024	0	0	0	0	0	0
Total for Above County : (15 reports)		24	141,290	141,314	0	1,024	142,338	0	0	0	0	0	903
AUGUSTA	ACCUTEC BLADES, INC.							57 RAZOR BLADE LN				NAICS Code	332215
AMMONIA	N	452	30	482	0	0	482	0	0	0	0	0	0
CHROMIUM	N	0	0	0	0	0	0	0	0	0	0	0	25,927
Total for Accutec Blades, Inc.		452	30	482	0	0	482	0	0	0	0	0	25,927
AUGUSTA	BALL ADVANCED ALUMINUM TECHNOLOGIES CORP							56 DUNSMORE RD				NAICS Code	331524
ALUMINUM (FUME OR DUST)	N	0	15,000	15,000	0	0	15,000	0	0	0	0	0	25,000

* A "Y" in the FORM A column means a simplified Form A was submitted. An "N" means the full Form R was submitted. Facilities may report using the Form A for a non-PBT chemical if the total annual reportable amount for that chemical does not exceed 500 pounds and the amount manufactured, processed, or otherwise used for that chemical does not exceed 1 million pounds. When filing a Form A, no amounts are reported but by default the appendix lists them as zero.

** TOTAL OTHER OFF-SITE TRANSFERS = ALL OF FORM R SECTION 6.2 OFF-SITE TRANSFERS (DISPOSAL + TREATMENT + ENERGY RECOVERY + RECYCLING)

Page F-3 of F-81

*** BAE SYSTEMS, ORDINANCE SYSTEMS INC. AND RADFORD ARMY AMMUNITION ARE THE SAME FACILITY, REPORTING UNDER TWO SEPERATE IDs THE SUMMARY REPORT REFLECTS ONLY ONE SET OF DATA VALUES FOR TOTALS.

2019 Toxics Release Inventory

Appendix F

Facility County/Independent City		On-Site Releases from Section 5 of Form R						On-Site Management from Section 8 of Form R				Off-Site Transfers from Section 6 of Form R	
Facility Name/Address		Fugitive Air (pounds)	Stack Air (pounds)	Total Air (pounds)	Land (pounds)	Water (pounds)	Total On-Site Releases (pounds)	Energy Recovery (pounds)	Recycling (pounds)	Treatment (pounds)	Total On-Site Management (pounds)	POTW (pounds)	Total Other Off-Site Transfers ** (pounds)
Chemical Name	form A*												
Total for Ball Advanced Aluminum Technologies Cor		0	15,000	15,000	0	0	15,000	0	0	0	0	0	25,000
AUGUSTA		CERRO FABRICATED PRODUCTS LLC						300 TRIANGLE DR				NAICS Code	332112
COPPER COMPOUNDS	N	0	0	0	0	0	0	0	0	0	0	17	295,888
NITRATE COMPOUNDS	N	0	0	0	0	0	0	0	0	0	0	1,315	0
NITRIC ACID	N	0	0	0	0	0	0	0	0	41,464	41,464	0	0
ZINC COMPOUNDS	N	0	0	0	0	0	0	0	0	0	0	12	209,242
Total for Cerro Fabricated Products Llc		0	0	0	0	0	0	0	0	41,464	41,464	1,344	505,130
AUGUSTA		DAIKIN APPLIED						207 LAUREL HILL RD				NAICS Code	333415
COPPER	N	3	0	3	0	11	14	0	0	0	0	49	184,828
MANGANESE	N	29	0	29	0	0	29	0	0	0	0	0	1,200
Total for Daikin Applied		33	0	33	0	11	43	0	0	0	0	49	186,028
AUGUSTA		DEGESCH AMERICA INC						153 TRIANGLE DR				NAICS Code	325320
ALUMINUM PHOSPHIDE	Y	0	0	0	0	0	0	0	0	0	0	0	0
AMMONIA	N	0	123	123	0	0	123	0	0	0	0	0	0
PHOSPHINE	N	0	158	158	0	0	158	0	0	0	0	0	0
Total for Degesch America Inc		0	281	281	0	0	281	0	0	0	0	0	0
AUGUSTA		FLINT GROUP NA CORP						106 TRIANGLE DR				NAICS Code	325910
BARIUM COMPOUNDS	Y	0	0	0	0	0	0	0	0	0	0	0	0
MANGANESE COMPOUNDS	Y	0	0	0	0	0	0	0	0	0	0	0	0
Total for Flint Group Na Corp		0	0	0	0	0	0	0	0	0	0	0	0
AUGUSTA		GROTTOES PLASTICS PLANT						149 GRAND CAVERNS DR				NAICS Code	326113
ZINC COMPOUNDS	N	0	0	0	0	0	0	0	239	0	239	0	561

* A "Y" in the FORM A column means a simplified Form A was submitted. An "N" means the full Form R was submitted. Facilities may report using the Form A for a non-PBT chemical if the total annual reportable amount for that chemical does not exceed 500 pounds and the amount manufactured, processed, or otherwise used for that chemical does not exceed 1 million pounds. When filing a Form A, no amounts are reported but by default the appendix lists them as zero.

** TOTAL OTHER OFF-SITE TRANSFERS = ALL OF FORM R SECTION 6.2 OFF-SITE TRANSFERS (DISPOSAL + TREATMENT + ENERGY RECOVERY + RECYCLING)

Page F-4 of F-81

*** BAE SYSTEMS, ORDINANCE SYSTEMS INC. AND RADFORD ARMY AMMUNITION ARE THE SAME FACILITY, REPORTING UNDER TWO SEPERATE IDs THE SUMMARY REPORT REFLECTS ONLY ONE SET OF DATA VALUES FOR TOTALS.

2019 Toxics Release Inventory

Appendix F

Facility County/Independent City		On-Site Releases from Section 5 of Form R						On-Site Management from Section 8 of Form R				Off-Site Transfers from Section 6 of Form R	
Facility Name/Address		Fugitive Air (pounds)	Stack Air (pounds)	Total Air (pounds)	Land (pounds)	Water (pounds)	Total On-Site Releases (pounds)	Energy Recovery (pounds)	Recycling (pounds)	Treatment (pounds)	Total On-Site Management (pounds)	POTW (pounds)	Total Other Off-Site Transfers ** (pounds)
Chemical Name	form A*												
Total for Grottoes Plastics Plant		0	0	0	0	0	0	0	239	0	239	0	561
AUGUSTA		MASTIC HOME EXTERIORS						185 JOHNSON DR				NAICS Code	326199
ANTIMONY COMPOUNDS	Y	0	0	0	0	0	0	0	0	0	0	0	0
CHROMIUM COMPOUNDS(EXCEPT	Y	0	0	0	0	0	0	0	0	0	0	0	0
MANGANESE COMPOUNDS	Y	0	0	0	0	0	0	0	0	0	0	0	0
Total for Mastic Home Exteriors		0	0	0	0	0	0	0	0	0	0	0	0
AUGUSTA		NIBCO OF VIRGINIA INC.						131 JOHNSON DRIVE				NAICS Code	332112
CHROMIUM	N	0	0	0	0	1	1	0	0	0	0	1	12,978
COPPER	N	7,542	5,616	13,158	0	8	13,166	0	0	0	0	10	259,508
Total for Nibco Of Virginia Inc.		7,542	5,616	13,158	0	9	13,167	0	0	0	0	11	272,486
AUGUSTA		REXNORD INDUSTRIES LLC						150 JOHNSON DR				NAICS Code	333612
AMMONIA	N	0	4,270	4,270	0	0	4,270	0	0	0	0	0	0
Total for Rexnord Industries Llc		0	4,270	4,270	0	0	4,270	0	0	0	0	0	0
AUGUSTA		SHAMROCK FOODS DAIRY DIV VERONA VIRGINIA						318 MILL PL PKWY				NAICS Code	311511
NITRATE COMPOUNDS	N	0	0	0	0	0	0	0	0	0	0	67,175	0
NITRIC ACID	N	5	0	5	0	0	5	0	0	68,200	68,200	0	0
Total for Shamrock Foods Dairy Div Verona Virginia		5	0	5	0	0	5	0	0	68,200	68,200	67,175	0
AUGUSTA		SUNLITE PLASTICS INC.						846 KEEZLETOWN RD				NAICS Code	326199
DI(2-ETHYLHEXYL) PHTHALATE	Y	0	0	0	0	0	0	0	0	0	0	0	0
Total for Sunlite Plastics Inc.		0	0	0	0	0	0	0	0	0	0	0	0
AUGUSTA		THE LYCRA COMPANY LLC						400 DU PONT BLVD				NAICS Code	325220
DIISOCYANATES	N	18	0	18	0	0	18	0	0	0	0	0	23,831

* A "Y" in the FORM A column means a simplified Form A was submitted. An "N" means the full Form R was submitted. Facilities may report using the Form A for a non-PBT chemical if the total annual reportable amount for that chemical does not exceed 500 pounds and the amount manufactured, processed, or otherwise used for that chemical does not exceed 1 million pounds. When filing a Form A, no amounts are reported but by default the appendix lists them as zero.

** TOTAL OTHER OFF-SITE TRANSFERS = ALL OF FORM R SECTION 6.2 OFF-SITE TRANSFERS (DISPOSAL + TREATMENT + ENERGY RECOVERY + RECYCLING)

Page F-5 of F-81

*** BAE SYSTEMS, ORDINANCE SYSTEMS INC. AND RADFORD ARMY AMMUNITION ARE THE SAME FACILITY, REPORTING UNDER TWO SEPERATE IDs THE SUMMARY REPORT REFLECTS ONLY ONE SET OF DATA VALUES FOR TOTALS.

2019 Toxics Release Inventory

Appendix F

Facility County/Independent City		On-Site Releases from Section 5 of Form R						On-Site Management from Section 8 of Form R				Off-Site Transfers from Section 6 of Form R	
Facility Name/Address													
Chemical Name	form A*	Fugitive Air (pounds)	Stack Air (pounds)	Total Air (pounds)	Land (pounds)	Water (pounds)	Total On-Site Releases (pounds)	Energy Recovery (pounds)	Recycling (pounds)	Treatment (pounds)	Total On-Site Management (pounds)	POTW (pounds)	Total Other Off-Site Transfers ** (pounds)
NITRATE COMPOUNDS	N	0	0	0	0	30,000	30,000	0	0	35,000	35,000	0	0
Total for The Lycra Company Llc		18	0	18	0	30,000	30,018	0	0	35,000	35,000	0	23,831
Total for Above County : (26 reports)		8,050	25,197	33,246	0	30,020	63,266	0	239	144,664	144,903	68,579	1,038,963
BEDFORD		BLUE RIDGE WOOD PRESERVING INC.						1220 HENDRICKS STORE RD				NAICS Code	321114
COPPER COMPOUNDS	Y	0	0	0	0	0	0	0	0	0	0	0	0
Total for Blue Ridge Wood Preserving Inc.		0	0	0	0	0	0	0	0	0	0	0	0
BEDFORD		CUSTOM TRUCK ONE SOURCE						12660 E LYNCHBURG SALEM TPKE				NAICS Code	333120
MANGANESE	N	961	0	961	0	0	961	0	0	0	0	0	13,461
Total for Custom Truck One Source		961	0	961	0	0	961	0	0	0	0	0	13,461
BEDFORD		GEORGIA-PACIFIC BIG ISLAND MILL						9363 LEE-JACKSON HWY				NAICS Code	322121
ACETALDEHYDE	N	1,200	51,000	52,200	8	590	52,798	0	0	53,300	53,300	0	0
AMMONIA	N	500	150	650	0	4,100	4,750	0	0	0	0	0	0
HYDROGEN SULFIDE	N	15,000	0	15,000	14	2	15,016	0	0	140,000	140,000	0	0
MANGANESE COMPOUNDS	N	53	110	163	33,000	4,200	37,363	0	0	0	0	0	0
METHANOL	N	4,100	300,000	304,100	400	1,400	305,900	0	0	660,000	660,000	0	0
NITRATE COMPOUNDS	N	0	0	0	190	56,000	56,190	0	0	0	0	0	0
Total for Georgia-Pacific Big Island Mill		20,853	351,260	372,113	33,612	66,292	472,017	0	0	853,300	853,300	0	0
BEDFORD		WHEELABRATOR ABRASIVES INC						1 ABRASIVE AVE				NAICS Code	327910
CHROMIUM	N	0	0	0	38,823	0	38,823	0	0	0	0	0	142,578
MANGANESE	N	0	0	0	16,961	0	16,961	0	0	0	0	0	114,841
NICKEL	N	0	0	0	1,742	0	1,742	0	0	0	0	0	6,182
Total for Wheelabrator Abrasives Inc		0	0	0	57,526	0	57,526	0	0	0	0	0	263,601

* A "Y" in the FORM A column means a simplified Form A was submitted. An "N" means the full Form R was submitted. Facilities may report using the Form A for a non-PBT chemical if the total annual reportable amount for that chemical does not exceed 500 pounds and the amount manufactured, processed, or otherwise used for that chemical does not exceed 1 million pounds. When filing a Form A, no amounts are reported but by default the appendix lists them as zero.

** TOTAL OTHER OFF-SITE TRANSFERS = ALL OF FORM R SECTION 6.2 OFF-SITE TRANSFERS (DISPOSAL + TREATMENT + ENERGY RECOVERY + RECYCLING)

Page F-6 of F-81

*** BAE SYSTEMS, ORDINANCE SYSTEMS INC. AND RADFORD ARMY AMMUNITION ARE THE SAME FACILITY, REPORTING UNDER TWO SEPERATE IDs THE SUMMARY REPORT REFLECTS ONLY ONE SET OF DATA VALUES FOR TOTALS.

2019 Toxics Release Inventory

Appendix F

Facility County/Independent City		On-Site Releases from Section 5 of Form R						On-Site Management from Section 8 of Form R				Off-Site Transfers from Section 6 of Form R	
Facility Name/Address													
Chemical Name	form A*	Fugitive Air (pounds)	Stack Air (pounds)	Total Air (pounds)	Land (pounds)	Water (pounds)	Total On-Site Releases (pounds)	Energy Recovery (pounds)	Recycling (pounds)	Treatment (pounds)	Total On-Site Management (pounds)	POTW (pounds)	Total Other Off-Site Transfers ** (pounds)
Total for Above County : (11 reports)		21,814	351,260	373,074	91,138	66,292	530,504	0	0	853,300	853,300	0	277,062
BLAND	ABB ENTERPRISE SOFTWARE INC							171 INDUSTRY DRIVE				NAICS Code	335311
COPPER	N	0	0	0	0	0	0	0	0	0	0	0	321,248
MANGANESE	N	0	0	0	0	0	0	0	0	0	0	0	18,809
Total for Abb Enterprise Software Inc		0	0	0	0	0	0	0	0	0	0	0	340,057
BLAND	PASCOR ATLANTIC CORP							254 INDUSTRY DR				NAICS Code	335313
COPPER	N	0	0	0	0	0	0	0	0	0	0	0	18,152
Total for Pascor Atlantic Corp		0	0	0	0	0	0	0	0	0	0	0	18,152
Total for Above County : (3 reports)		0	0	0	0	0	0	0	0	0	0	0	358,209
BOTETOURT	ALTEC INDUSTRIES, INC.							325 SOUTH CENTER DRIVE				NAICS Code	336211
MANGANESE	N	3	0	3	0	0	3	0	0	0	0	0	66,100
Total for Altec Industries, Inc.		3	0	3	0	0	3	0	0	0	0	0	66,100
BOTETOURT	DYNAX AMERICA CORP							568 E PARK DR				NAICS Code	336350
HYDROCHLORIC ACID (1995 AND A	N	0	3,857	3,857	0	0	3,857	0	0	91,621	91,621	0	0
METHANOL	N	48,232	17,293	65,525	0	0	65,525	0	0	1,477,974	1,477,974	0	13,302
PHENOL	N	3,327	819	4,146	0	0	4,146	0	0	84,941	84,941	12	934
Total for Dynax America Corp		51,559	21,969	73,528	0	0	73,528	0	0	1,654,536	1,654,536	12	14,236
BOTETOURT	GALA INDUSTRIES INC.							181 PAULEY ST				NAICS Code	333249
CHROMIUM	N	0	0	0	0	0	0	0	0	0	0	0	34,443
Total for Gala Industries Inc.		0	0	0	0	0	0	0	0	0	0	0	34,443
BOTETOURT	GENERAL SHALE BRICK INC PLANT 35 & 36							2353 WEBSTER RD				NAICS Code	327120

* A "Y" in the FORM A column means a simplified Form A was submitted. An "N" means the full Form R was submitted. Facilities may report using the Form A for a non-PBT chemical if the total annual reportable amount for that chemical does not exceed 500 pounds and the amount manufactured, processed, or otherwise used for that chemical does not exceed 1 million pounds. When filing a Form A, no amounts are reported but by default the appendix lists them as zero.

** TOTAL OTHER OFF-SITE TRANSFERS = ALL OF FORM R SECTION 6.2 OFF-SITE TRANSFERS (DISPOSAL + TREATMENT + ENERGY RECOVERY + RECYCLING)

Page F-7 of F-81

*** BAE SYSTEMS, ORDINANCE SYSTEMS INC. AND RADFORD ARMY AMMUNITION ARE THE SAME FACILITY, REPORTING UNDER TWO SEPERATE IDs THE SUMMARY REPORT REFLECTS ONLY ONE SET OF DATA VALUES FOR TOTALS.

2019 Toxics Release Inventory

Appendix F

Facility County/Independent City		On-Site Releases from Section 5 of Form R						On-Site Management from Section 8 of Form R				Off-Site Transfers from Section 6 of Form R	
Facility Name/Address													
Chemical Name	form A*	Fugitive Air (pounds)	Stack Air (pounds)	Total Air (pounds)	Land (pounds)	Water (pounds)	Total On-Site Releases (pounds)	Energy Recovery (pounds)	Recycling (pounds)	Treatment (pounds)	Total On-Site Management (pounds)	POTW (pounds)	Total Other Off-Site Transfers ** (pounds)
HYDROGEN FLUORIDE	N	0	3,480	3,480	0	0	3,480	0	0	174,654	174,654	0	0
MANGANESE COMPOUNDS	Y	0	0	0	0	0	0	0	0	0	0	0	0
Total for General Shale Brick Inc Plant 35 & 36		0	3,480	3,480	0	0	3,480	0	0	174,654	174,654	0	0
BOTETOURT METALSA ROANOKE INC.								184 VISTA DR				NAICS Code	336390
MANGANESE	N	0	11	11	0	0	11	0	0	0	0	0	152,834
NICKEL	N	0	1	1	0	0	1	0	0	0	0	5	14,129
Total for Metalsa Roanoke Inc.		0	12	12	0	0	12	0	0	0	0	5	166,963
BOTETOURT ROANOKE CEMENT CO LLC								6071 CATAWBA RD				NAICS Code	327310
CHROMIUM COMPOUNDS(EXCEPT	Y	0	0	0	0	0	0	0	0	0	0	0	0
HYDROCHLORIC ACID (1995 AND A	N	0	10,068	10,068	0	0	10,068	0	0	0	0	0	0
MANGANESE COMPOUNDS	N	352	121	473	0	20	493	0	0	0	0	0	0
SULFURIC ACID (1994 AND AFTER "	N	0	31,689	31,689	0	0	31,689	0	0	0	0	0	0
ZINC COMPOUNDS	Y	0	0	0	0	0	0	0	0	0	0	0	0
Total for Roanoke Cement Co Llc		352	41,878	42,230	0	20	42,250	0	0	0	0	0	0
BOTETOURT TREAD CORP								176 EASTPARK DR				NAICS Code	333924
ALUMINUM (FUME OR DUST)	N	0	0	0	0	0	0	0	0	0	0	0	75,888
CHROMIUM	N	0	0	0	0	0	0	0	0	0	0	0	175,805
MANGANESE	N	0	0	0	0	0	0	0	0	0	0	0	22,716
NICKEL	N	0	0	0	0	0	0	0	0	0	0	0	94,213
Total for Tread Corp		0	0	0	0	0	0	0	0	0	0	0	368,622
BOTETOURT VIRGINIA TRANSFORMER CORP								201 TRANSFORMER WAY				NAICS Code	335311
XYLENE (MIXED ISOMERS)	N	4,982	2,659	7,641	0	0	7,641	0	998	0	998	0	0
Total for Virginia Transformer Corp		4,982	2,659	7,641	0	0	7,641	0	998	0	998	0	0

* A "Y" in the FORM A column means a simplified Form A was submitted. An "N" means the full Form R was submitted. Facilities may report using the Form A for a non-PBT chemical if the total annual reportable amount for that chemical does not exceed 500 pounds and the amount manufactured, processed, or otherwise used for that chemical does not exceed 1 million pounds. When filing a Form A, no amounts are reported but by default the appendix lists them as zero.

** TOTAL OTHER OFF-SITE TRANSFERS = ALL OF FORM R SECTION 6.2 OFF-SITE TRANSFERS (DISPOSAL + TREATMENT + ENERGY RECOVERY + RECYCLING)

Page F-8 of F-81

*** BAE SYSTEMS, ORDINANCE SYSTEMS INC. AND RADFORD ARMY AMMUNITION ARE THE SAME FACILITY, REPORTING UNDER TWO SEPERATE IDs THE SUMMARY REPORT REFLECTS ONLY ONE SET OF DATA VALUES FOR TOTALS.

2019 Toxics Release Inventory

Appendix F

Facility County/Independent City Facility Name/Address		On-Site Releases from Section 5 of Form R						On-Site Management from Section 8 of Form R				Off-Site Transfers from Section 6 of Form R	
Chemical Name	form A*	Fugitive Air (pounds)	Stack Air (pounds)	Total Air (pounds)	Land (pounds)	Water (pounds)	Total On-Site Releases (pounds)	Energy Recovery (pounds)	Recycling (pounds)	Treatment (pounds)	Total On-Site Management (pounds)	POTW (pounds)	Total Other Off-Site Transfers ** (pounds)
Total for Above County : (19 reports)		56,896	69,998	126,894	0	20	126,914	0	998	1,829,190	1,830,188	16	650,363
BRISTOL (CITY) STRONGWELL CORP BRISTOL								400 COMMONWEALTH AVE				NAICS Code	326199
ANTIMONY	N	0	144	144	0	0	144	0	0	0	0	0	0
STYRENE	N	42,020	0	42,020	0	0	42,020	0	0	140	140	0	3,680
Total for Strongwell Corp Bristol		42,020	144	42,164	0	0	42,164	0	0	140	140	0	3,680
Total for Above County : (2 reports)		42,020	144	42,164	0	0	42,164	0	0	140	140	0	3,680
BRUNSWICK REDLAND BRICK INC-LAWRENCEVILLE PLANT								16024 GOVERNOR HARRISON PKWY				NAICS Code	327331
HYDROGEN FLUORIDE	N	0	313	313	0	0	313	0	0	31,329	31,329	0	0
MANGANESE	Y	0	0	0	0	0	0	0	0	0	0	0	0
Total for Redland Brick Inc-Lawrenceville Plant		0	313	313	0	0	313	0	0	31,329	31,329	0	0
Total for Above County : (2 reports)		0	313	313	0	0	313	0	0	31,329	31,329	0	0
BUCHANAN JEWELL COKE CO LP								1034 DISMAL RIVER RD				NAICS Code	331110
HYDROCHLORIC ACID (1995 AND A	N	0	1,619,459	1,619,459	0	0	1,619,459	0	0	0	0	0	0
HYDROGEN FLUORIDE	N	0	35,545	35,545	0	0	35,545	0	0	0	0	0	0
SULFURIC ACID (1994 AND AFTER "	N	0	467,009	467,009	0	0	467,009	0	0	0	0	0	0
Total for Jewell Coke Co Lp		0	2,122,013	2,122,013	0	0	2,122,013	0	0	0	0	0	0
Total for Above County : (3 reports)		0	2,122,013	2,122,013	0	0	2,122,013	0	0	0	0	0	0
BUCKINGHAM BEAR GARDEN GENERATING STATION								2608 C.G. WOODSON ROAD				NAICS Code	221112
1,2,4-TRIMETHYLBENZENE	Y	0	0	0	0	0	0	0	0	0	0	0	0
AMMONIA	N	0	287	287	0	0	287	0	0	0	0	0	0
N-HEXANE	Y	0	0	0	0	0	0	0	0	0	0	0	0

* A "Y" in the FORM A column means a simplified Form A was submitted. An "N" means the full Form R was submitted. Facilities may report using the Form A for a non-PBT chemical if the total annual reportable amount for that chemical does not exceed 500 pounds and the amount manufactured, processed, or otherwise used for that chemical does not exceed 1 million pounds. When filing a Form A, no amounts are reported but by default the appendix lists them as zero.

** TOTAL OTHER OFF-SITE TRANSFERS = ALL OF FORM R SECTION 6.2 OFF-SITE TRANSFERS (DISPOSAL + TREATMENT + ENERGY RECOVERY + RECYCLING)

Page F-9 of F-81

*** BAE SYSTEMS, ORDINANCE SYSTEMS INC. AND RADFORD ARMY AMMUNITION ARE THE SAME FACILITY, REPORTING UNDER TWO SEPERATE IDs THE SUMMARY REPORT REFLECTS ONLY ONE SET OF DATA VALUES FOR TOTALS.

2019 Toxics Release Inventory

Appendix F

Facility County/Independent City Facility Name/Address		On-Site Releases from Section 5 of Form R						On-Site Management from Section 8 of Form R				Off-Site Transfers from Section 6 of Form R	
Chemical Name	form A*	Fugitive Air (pounds)	Stack Air (pounds)	Total Air (pounds)	Land (pounds)	Water (pounds)	Total On-Site Releases (pounds)	Energy Recovery (pounds)	Recycling (pounds)	Treatment (pounds)	Total On-Site Management (pounds)	POTW (pounds)	Total Other Off-Site Transfers ** (pounds)
Total for Bear Garden Generating Station		0	287	287	0	0	287	0	0	0	0	0	0
Total for Above County : (3 reports)		0	287	287	0	0	287	0	0	0	0	0	0
BUENA VISTA (CITY)	EVERBRITE LLC							627 E 30TH ST				NAICS Code	339950
COPPER	N	0	5	5	0	0	5	0	0	0	0	0	12,747
MANGANESE	N	0	1	1	0	0	1	0	0	0	0	0	1,857
Total for Everbrite Llc		0	6	6	0	0	6	0	0	0	0	0	14,604
Total for Above County : (2 reports)		0	6	6	0	0	6	0	0	0	0	0	14,604
CAMPBELL	BANKER STEEL COMPANY, LLC							351 RANGOON ROAD				NAICS Code	332312
MANGANESE	N	0	0	0	0	0	0	0	0	0	0	0	27,433
NICKEL	N	0	0	0	0	0	0	0	0	0	0	0	25,801
Total for Banker Steel Company, Llc		0	0	0	0	0	0	0	0	0	0	0	53,234
CAMPBELL	BWXT NUCLEAR OPERATIONS GROUP, INC.							1570 MOUNT ATHOS RD				NAICS Code	332410
CHROMIUM COMPOUNDS(EXCEPT	N	11	76	87	2	8	97	0	0	0	0	0	136
COPPER COMPOUNDS	N	0	14	14	67	289	370	0	0	0	0	0	79,139
HYDROGEN FLUORIDE	N	0	151	151	0	0	151	0	1,312	105,650	106,962	0	2,000
NICKEL COMPOUNDS	N	3	155	158	2	9	170	0	0	0	0	0	56
NITRATE COMPOUNDS	N	0	0	0	0	453,078	453,078	0	0	1,031,547	1,031,547	0	170,332
NITRIC ACID	N	17	2,942	2,959	0	0	2,959	0	11,713	1,048,185	1,059,898	0	590,301
Total for Bwxt Nuclear Operations Group, Inc.		31	3,338	3,369	71	453,384	456,825	0	13,024	2,185,383	2,198,407	0	841,964
CAMPBELL	GEORGIA-PACIFIC WOOD PRODUCTS LLC - BROOKNEAL OSB							11795 BROOKNEAL HIGHWAY				NAICS Code	321219
ACETALDEHYDE	N	0	3,300	3,300	0	0	3,300	0	0	28,000	28,000	0	0
FORMALDEHYDE	N	0	11,000	11,000	17	0	11,017	0	0	66,000	66,000	3	0

* A "Y" in the FORM A column means a simplified Form A was submitted. An "N" means the full Form R was submitted. Facilities may report using the Form A for a non-PBT chemical if the total annual reportable amount for that chemical does not exceed 500 pounds and the amount manufactured, processed, or otherwise used for that chemical does not exceed 1 million pounds. When filing a Form A, no amounts are reported but by default the appendix lists them as zero.

** TOTAL OTHER OFF-SITE TRANSFERS = ALL OF FORM R SECTION 6.2 OFF-SITE TRANSFERS (DISPOSAL + TREATMENT + ENERGY RECOVERY + RECYCLING)

Page F-10 of F-81

*** BAE SYSTEMS, ORDINANCE SYSTEMS INC. AND RADFORD ARMY AMMUNITION ARE THE SAME FACILITY, REPORTING UNDER TWO SEPERATE IDs THE SUMMARY REPORT REFLECTS ONLY ONE SET OF DATA VALUES FOR TOTALS.

2019 Toxics Release Inventory

Appendix F

Facility County/Independent City		On-Site Releases from Section 5 of Form R						On-Site Management from Section 8 of Form R				Off-Site Transfers from Section 6 of Form R	
Facility Name/Address													
Chemical Name	form A*	Fugitive Air (pounds)	Stack Air (pounds)	Total Air (pounds)	Land (pounds)	Water (pounds)	Total On-Site Releases (pounds)	Energy Recovery (pounds)	Recycling (pounds)	Treatment (pounds)	Total On-Site Management (pounds)	POTW (pounds)	Total Other Off-Site Transfers ** (pounds)
METHANOL	N	0	52,000	52,000	0	0	52,000	0	0	160,000	160,000	0	0
PHENOL	N	0	2,400	2,400	0	0	2,400	0	0	12,000	12,000	0	0
Total for Georgia-Pacific Wood Products Llc - Brook		0	68,700	68,700	17	0	68,717	0	0	266,000	266,000	3	0
CAMPBELL SCHRADER-BRIDGEPORT INTERNATIONAL								205 FRAZIER RD				NAICS Code	336390
COPPER	N	0	0	0	0	0	0	0	0	0	0	0	1,528,814
Total for Schrader-Bridgeport International		0	0	0	0	0	0	0	0	0	0	0	1,528,814
Total for Above County : (13 reports)		31	72,038	72,069	88	453,384	525,542	0	13,024	2,451,383	2,464,407	3	2,424,012
CAROLINE HOOVER TREATED WOOD PRODUCTS, INC								18315 HOUSE DR				NAICS Code	321999
ARSENIC COMPOUNDS	N	0	0	0	0	6	6	0	0	0	0	0	0
CHROMIUM COMPOUNDS(EXCEPT	N	0	0	0	0	79	79	0	0	0	0	0	0
COPPER COMPOUNDS	N	0	0	0	0	4	4	0	0	0	0	0	0
FORMALDEHYDE	Y	0	0	0	0	0	0	0	0	0	0	0	0
Total for Hoover Treated Wood Products, Inc		0	0	0	0	89	89	0	0	0	0	0	0
CAROLINE JCI JONES CHEMICALS INC.								16248 INDUSTRIAL DR				NAICS Code	424690
CHLORINE	N	0	0	0	0	0	0	0	0	0	0	0	0
Total for Jci Jones Chemicals Inc.		0	0	0	0	0	0	0	0	0	0	0	0
CAROLINE LADYSMITH COMBUSTION TURBINE STATION								8063 CEDON RD				NAICS Code	221112
1,2,4-TRIMETHYLBENZENE	Y	0	0	0	0	0	0	0	0	0	0	0	0
NAPHTHALENE	Y	0	0	0	0	0	0	0	0	0	0	0	0
N-HEXANE	Y	0	0	0	0	0	0	0	0	0	0	0	0
Total for Ladysmith Combustion Turbine Station		0	0	0	0	0	0	0	0	0	0	0	0
CAROLINE US ARMY FORT AP HILL GARRISON (PART)								19952 N RANGE RD				NAICS Code	928110

* A "Y" in the FORM A column means a simplified Form A was submitted. An "N" means the full Form R was submitted. Facilities may report using the Form A for a non-PBT chemical if the total annual reportable amount for that chemical does not exceed 500 pounds and the amount manufactured, processed, or otherwise used for that chemical does not exceed 1 million pounds. When filing a Form A, no amounts are reported but by default the appendix lists them as zero.

** TOTAL OTHER OFF-SITE TRANSFERS = ALL OF FORM R SECTION 6.2 OFF-SITE TRANSFERS (DISPOSAL + TREATMENT + ENERGY RECOVERY + RECYCLING)

Page F-11 of F-81

*** BAE SYSTEMS, ORDINANCE SYSTEMS INC. AND RADFORD ARMY AMMUNITION ARE THE SAME FACILITY, REPORTING UNDER TWO SEPERATE IDs THE SUMMARY REPORT REFLECTS ONLY ONE SET OF DATA VALUES FOR TOTALS.

2019 Toxics Release Inventory

Appendix F

Facility County/Independent City		On-Site Releases from Section 5 of Form R						On-Site Management from Section 8 of Form R				Off-Site Transfers from Section 6 of Form R	
Facility Name/Address													
Chemical Name	form A*	Fugitive Air (pounds)	Stack Air (pounds)	Total Air (pounds)	Land (pounds)	Water (pounds)	Total On-Site Releases (pounds)	Energy Recovery (pounds)	Recycling (pounds)	Treatment (pounds)	Total On-Site Management (pounds)	POTW (pounds)	Total Other Off-Site Transfers ** (pounds)
COPPER	N	0	0	0	45,478	2,278	47,756	0	0	0	0	0	0
NITROGLYCERIN	N	0	0	0	0	0	0	0	0	0	0	0	0
Total for Us Army Fort Ap Hill Garrison (Part)		0	0	0	45,478	2,278	47,756	0	0	0	0	0	0
Total for Above County : (10 reports)		0	0	0	45,478	2,367	47,845	0	0	0	0	0	0
CARROLL		VAUGHAN-BASSETT FURNITURE CO. GALAX						300 E GRAYSON ST				NAICS Code	337122
TOLUENE	N	4,092	23,330	27,423	0	0	27,423	0	0	0	0	0	921
Total for Vaughan-Bassett Furniture Co. Galax		4,092	23,330	27,423	0	0	27,423	0	0	0	0	0	921
Total for Above County : (1 record)		4,092	23,330	27,423	0	0	27,423	0	0	0	0	0	921
CHESAPEAKE (CITY)		AMERICAN GFM CORP						1200 CAVALIER BLVD				NAICS Code	333517
AMMONIA	N	0	5,977	5,977	0	0	5,977	0	0	0	0	0	0
Total for American Gfm Corp		0	5,977	5,977	0	0	5,977	0	0	0	0	0	0
CHESAPEAKE (CITY)		FLOWSERVE US INC						3900 COOK BLVD				NAICS Code	333914
CHROMIUM	Y	0	0	0	0	0	0	0	0	0	0	0	0
NICKEL	Y	0	0	0	0	0	0	0	0	0	0	0	0
Total for Flowserve Us Inc		0	0	0	0	0	0	0	0	0	0	0	0
CHESAPEAKE (CITY)		MITSUBISHI CHEMICAL COMPOSITES AMERICA						401 VOLVO PKWY				NAICS Code	332812
MANGANESE	N	0	0	0	0	0	0	0	0	0	0	0	16,071
Total for Mitsubishi Chemical Composites America		0	0	0	0	0	0	0	0	0	0	0	16,071
CHESAPEAKE (CITY)		PERDUE AGRIBUSINESS LLC-CHESAPEAKE VA						501A BARNES RD				NAICS Code	311224
N-HEXANE	N	287,172	191,448	478,620	0	0	478,620	0	0	0	0	53	53
Total for Perdue Agribusiness Llc-Chesapeake Va		287,172	191,448	478,620	0	0	478,620	0	0	0	0	53	53

* A "Y" in the FORM A column means a simplified Form A was submitted. An "N" means the full Form R was submitted. Facilities may report using the Form A for a non-PBT chemical if the total annual reportable amount for that chemical does not exceed 500 pounds and the amount manufactured, processed, or otherwise used for that chemical does not exceed 1 million pounds. When filing a Form A, no amounts are reported but by default the appendix lists them as zero.

** TOTAL OTHER OFF-SITE TRANSFERS = ALL OF FORM R SECTION 6.2 OFF-SITE TRANSFERS (DISPOSAL + TREATMENT + ENERGY RECOVERY + RECYCLING)

Page F-12 of F-81

*** BAE SYSTEMS, ORDINANCE SYSTEMS INC. AND RADFORD ARMY AMMUNITION ARE THE SAME FACILITY, REPORTING UNDER TWO SEPERATE IDs THE SUMMARY REPORT REFLECTS ONLY ONE SET OF DATA VALUES FOR TOTALS.

2019 Toxics Release Inventory

Appendix F

Facility County/Independent City		On-Site Releases from Section 5 of Form R						On-Site Management from Section 8 of Form R				Off-Site Transfers from Section 6 of Form R	
Facility Name/Address													
Chemical Name	form A*	Fugitive Air (pounds)	Stack Air (pounds)	Total Air (pounds)	Land (pounds)	Water (pounds)	Total On-Site Releases (pounds)	Energy Recovery (pounds)	Recycling (pounds)	Treatment (pounds)	Total On-Site Management (pounds)	POTW (pounds)	Total Other Off-Site Transfers ** (pounds)
Total for Above County : (5 reports)		287,172	197,425	484,597	0	0	484,597	0	0	0	0	53	16,124
CHESTERFIELD		ALERIS ROLLED PRODUCTS INC						1701 REYMET RD				NAICS Code	331314
ALUMINUM (FUME OR DUST)	N	3,861	7,644	11,505	0	0	11,505	0	0	0	0	0	1,585,605
Total for Aleris Rolled Products Inc		3,861	7,644	11,505	0	0	11,505	0	0	0	0	0	1,585,605
CHESTERFIELD		BELLWOOD PRINTING PLANT						2001 REYMET RD				NAICS Code	323111
AMMONIA	N	6,429	6,429	12,858	0	0	12,858	0	0	0	0	0	0
N-METHYL-2-PYRROLIDONE	N	8,605	8,605	17,210	0	0	17,210	0	0	0	0	0	0
Total for Bellwood Printing Plant		15,034	15,034	30,068	0	0	30,068	0	0	0	0	0	0
CHESTERFIELD		CHESTERFIELD POWER STATION						500 COXENDALE RD				NAICS Code	221112
1,2,4-TRIMETHYLBENZENE	Y	0	0	0	0	0	0	0	0	0	0	0	0
AMMONIA	N	0	80	80	0	4,100	4,180	0	0	0	0	0	0
BARIUM COMPOUNDS	N	0	82	82	51,000	17	51,099	0	0	0	0	0	5,400
HYDROCHLORIC ACID (1995 AND A	N	88,000	0	88,000	0	0	88,000	0	0	0	0	0	0
HYDROGEN FLUORIDE	N	11,000	0	11,000	0	0	11,000	0	0	0	0	0	0
NAPHTHALENE	Y	0	0	0	0	0	0	0	0	0	0	0	0
N-HEXANE	Y	0	0	0	0	0	0	0	0	0	0	0	0
SULFURIC ACID (1994 AND AFTER "	N	15,000	0	15,000	0	0	15,000	0	0	0	0	0	0
VANADIUM COMPOUNDS	N	0	43	43	20,000	0	20,043	0	0	0	0	0	2,100
Total for Chesterfield Power Station		114,000	205	114,205	71,000	4,117	189,322	0	0	0	0	0	7,500
CHESTERFIELD		CHURCH & DWIGHT CO INC						1851 TOUCHSTONE RD				NAICS Code	326299
AMMONIA	N	13,094	241,247	254,341	0	0	254,341	0	0	0	0	0	452
NITRATE COMPOUNDS	N	0	107	107	0	0	107	0	0	0	0	42,801	40,424

* A "Y" in the FORM A column means a simplified Form A was submitted. An "N" means the full Form R was submitted. Facilities may report using the Form A for a non-PBT chemical if the total annual reportable amount for that chemical does not exceed 500 pounds and the amount manufactured, processed, or otherwise used for that chemical does not exceed 1 million pounds. When filing a Form A, no amounts are reported but by default the appendix lists them as zero.

** TOTAL OTHER OFF-SITE TRANSFERS = ALL OF FORM R SECTION 6.2 OFF-SITE TRANSFERS (DISPOSAL + TREATMENT + ENERGY RECOVERY + RECYCLING)

Page F-13 of F-81

*** BAE SYSTEMS, ORDINANCE SYSTEMS INC. AND RADFORD ARMY AMMUNITION ARE THE SAME FACILITY, REPORTING UNDER TWO SEPERATE IDs THE SUMMARY REPORT REFLECTS ONLY ONE SET OF DATA VALUES FOR TOTALS.

2019 Toxics Release Inventory

Appendix F

Facility County/Independent City		On-Site Releases from Section 5 of Form R						On-Site Management from Section 8 of Form R				Off-Site Transfers from Section 6 of Form R	
Facility Name/Address		Fugitive Air (pounds)	Stack Air (pounds)	Total Air (pounds)	Land (pounds)	Water (pounds)	Total On-Site Releases (pounds)	Energy Recovery (pounds)	Recycling (pounds)	Treatment (pounds)	Total On-Site Management (pounds)	POTW (pounds)	Total Other Off-Site Transfers ** (pounds)
Chemical Name	form A*												
Total for Church & Dwight Co Inc		13,094	241,354	254,448	0	0	254,448	0	0	0	0	42,801	40,876
CHESTERFIELD	DUPONT TEIJIN FILMS							3600 DISCOVERY DR				NAICS Code	325211
ACETALDEHYDE	N	8,560	53,440	62,000	0	0	62,000	0	0	1,611	1,611	0	198
ANTIMONY COMPOUNDS	N	0	0	0	0	42	42	0	0	0	0	7	27
CREOSOTE	N	986	0	986	0	0	986	0	0	0	0	0	0
ETHYLENE GLYCOL	N	0	880	880	0	4	884	0	0	336,420	336,420	35,903	43,403
Total for Dupont Teijin Films		9,546	54,320	63,866	0	46	63,912	0	0	338,031	338,031	35,910	43,628
CHESTERFIELD	ETERNAL TECHNOLOGY CORP							1800 TOUCHSTONE RD				NAICS Code	325992
TOLUENE	N	0	0	0	0	0	0	0	0	0	0	0	10
Total for Eternal Technology Corp		0	0	0	0	0	0	0	0	0	0	0	10
CHESTERFIELD	FUJIFILM WAKO CHEMICALS USA CORP							1600 BELLWOOD RD				NAICS Code	325199
HYDROCHLORIC ACID (1995 AND A	N	250	750	1,000	0	0	1,000	0	0	18,400	18,400	0	0
METHANOL	N	3,000	19,000	22,000	0	0	22,000	0	0	275,000	275,000	15,500	141,000
TOLUENE	N	2,000	6,000	8,000	0	0	8,000	0	0	18,200	18,200	1,000	84,000
Total for Fujifilm Wako Chemicals Usa Corp		5,250	25,750	31,000	0	0	31,000	0	0	311,600	311,600	16,500	225,000
CHESTERFIELD	FUJIFILM WAKO CHEMICALS USA CORPORATION							1600 BELLWOOD RD				NAICS Code	325199
AMMONIA	N	250	250	500	0	0	500	0	0	82,000	82,000	0	8,200
Total for Fujifilm Wako Chemicals Usa Corporation		250	250	500	0	0	500	0	0	82,000	82,000	0	8,200
CHESTERFIELD	HONEYWELL INTERNATIONAL COLONIAL HEIGHTS PLANT							15801 WOODS EDGE RD				NAICS Code	325220
FREON 113	N	217,367	54,514	271,881	0	0	271,881	0	314,872,417	0	314,872,417	0	551
Total for Honeywell International Colonial Heights Pla		217,367	54,514	271,881	0	0	271,881	0	314,872,417	0	314,872,417	0	551
CHESTERFIELD	INDUSTRIAL CHEMICALS INC							2540 BELLWOOD RD				NAICS Code	424690

* A "Y" in the FORM A column means a simplified Form A was submitted. An "N" means the full Form R was submitted. Facilities may report using the Form A for a non-PBT chemical if the total annual reportable amount for that chemical does not exceed 500 pounds and the amount manufactured, processed, or otherwise used for that chemical does not exceed 1 million pounds. When filing a Form A, no amounts are reported but by default the appendix lists them as zero.

** TOTAL OTHER OFF-SITE TRANSFERS = ALL OF FORM R SECTION 6.2 OFF-SITE TRANSFERS (DISPOSAL + TREATMENT + ENERGY RECOVERY + RECYCLING)

Page F-14 of F-81

*** BAE SYSTEMS, ORDINANCE SYSTEMS INC. AND RADFORD ARMY AMMUNITION ARE THE SAME FACILITY, REPORTING UNDER TWO SEPERATE IDs THE SUMMARY REPORT REFLECTS ONLY ONE SET OF DATA VALUES FOR TOTALS.

2019 Toxics Release Inventory

Appendix F

Facility County/Independent City		On-Site Releases from Section 5 of Form R						On-Site Management from Section 8 of Form R				Off-Site Transfers from Section 6 of Form R	
Facility Name/Address		Fugitive Air (pounds)	Stack Air (pounds)	Total Air (pounds)	Land (pounds)	Water (pounds)	Total On-Site Releases (pounds)	Energy Recovery (pounds)	Recycling (pounds)	Treatment (pounds)	Total On-Site Management (pounds)	POTW (pounds)	Total Other Off-Site Transfers ** (pounds)
Chemical Name	form A*												
CERTAIN GLYCOL ETHERS	Y	0	0	0	0	0	0	0	0	0	0	0	0
ETHYLENE GLYCOL	Y	0	0	0	0	0	0	0	0	0	0	0	0
METHANOL	Y	0	0	0	0	0	0	0	0	0	0	0	0
Total for Industrial Chemicals Inc		0	0	0	0	0	0	0	0	0	0	0	0
CHESTERFIELD		PHILIP MORRIS USA PARK 500 SITE						4100 BERMUDA HUNDRED RD				NAICS Code	312230
AMMONIA	N	2,641	264,002	266,643	0	154	266,797	0	0	2,685	2,685	0	771
CHLORINE	N	0	0	0	0	0	0	0	0	4,550	4,550	0	0
NICOTINE AND SALTS	N	152	15,150	15,302	0	20	15,322	0	0	101,010	101,010	0	105,828
NITRATE COMPOUNDS	N	0	0	0	0	4,364	4,364	0	0	120,085	120,085	0	0
Total for Philip Morris Usa Park 500 Site		2,793	279,152	281,945	0	4,538	286,483	0	0	228,330	228,330	0	106,599
CHESTERFIELD		SABRA DIPPING CO LLC						15900 SABRA WAY				NAICS Code	311999
NITRATE COMPOUNDS	N	0	0	0	0	0	0	0	0	0	0	0	66,600
NITRIC ACID	N	0	0	0	0	0	0	0	0	75,228	75,228	0	0
Total for Sabra Dipping Co Llc		0	0	0	0	0	0	0	0	75,228	75,228	0	66,600
CHESTERFIELD		SAFETY-KLEEN SYSTEMS CHESTER (CVA)						1200 W 100 RD				NAICS Code	562112
ETHYLENE GLYCOL	N	0	4	4	0	0	4	0	0	0	0	0	216,158
Total for Safety-Kleen Systems Chester (Cva)		0	4	4	0	0	4	0	0	0	0	0	216,158
CHESTERFIELD		SPRUANCE PLANT						5401 JEFFERSON DAVIS HWY				NAICS Code	325220
1,3-PHENYLENEDIAMINE	N	0	0	0	0	0	0	0	0	0	0	0	689
AMMONIA	N	14,111	1,856	15,967	0	12,807	28,774	0	0	5,280	5,280	0	11,597
CHLOROFORM	N	404	6,011	6,415	0	43	6,458	0	0	263	263	0	0
DIMETHYLAMINE	N	18,419	0	18,419	0	23,154	41,573	0	0	109,501	109,501	0	0
NITRATE COMPOUNDS	N	0	0	0	0	107,537	107,537	0	0	0	0	0	0

* A "Y" in the FORM A column means a simplified Form A was submitted. An "N" means the full Form R was submitted. Facilities may report using the Form A for a non-PBT chemical if the total annual reportable amount for that chemical does not exceed 500 pounds and the amount manufactured, processed, or otherwise used for that chemical does not exceed 1 million pounds. When filing a Form A, no amounts are reported but by default the appendix lists them as zero.

** TOTAL OTHER OFF-SITE TRANSFERS = ALL OF FORM R SECTION 6.2 OFF-SITE TRANSFERS (DISPOSAL + TREATMENT + ENERGY RECOVERY + RECYCLING)

Page F-15 of F-81

*** BAE SYSTEMS, ORDINANCE SYSTEMS INC. AND RADFORD ARMY AMMUNITION ARE THE SAME FACILITY, REPORTING UNDER TWO SEPERATE IDs THE SUMMARY REPORT REFLECTS ONLY ONE SET OF DATA VALUES FOR TOTALS.

2019 Toxics Release Inventory

Appendix F

Facility County/Independent City		On-Site Releases from Section 5 of Form R						On-Site Management from Section 8 of Form R				Off-Site Transfers from Section 6 of Form R	
Facility Name/Address													
Chemical Name	form A*	Fugitive Air (pounds)	Stack Air (pounds)	Total Air (pounds)	Land (pounds)	Water (pounds)	Total On-Site Releases (pounds)	Energy Recovery (pounds)	Recycling (pounds)	Treatment (pounds)	Total On-Site Management (pounds)	POTW (pounds)	Total Other Off-Site Transfers ** (pounds)
N-METHYL-2-PYRROLIDONE	N	0	46,380	46,380	0	4,631	51,011	0	0	30,511	30,511	0	824,469
P-PHENYLENEDIAMINE	N	0	0	0	0	0	0	0	0	0	0	0	13,999
SODIUM NITRITE	N	0	0	0	0	8,471	8,471	0	0	29,733	29,733	0	0
TOLUENE	N	41,501	44,959	86,460	0	43	86,503	0	0	0	0	0	13,093
TRICHLOROFLUOROMETHANE	N	121,012	6,714	127,726	0	43	127,769	0	0	30	30	0	0
Total for Spruance Plant		195,447	105,920	301,367	0	156,729	458,096	0	0	175,318	175,318	0	863,847
CHESTERFIELD	SUPER RADIATOR COILS							451 SOUTHLAKE BLVD				NAICS Code	333414
CHROMIUM	N	0	0	0	0	0	0	0	0	0	0	0	10,633
NICKEL	N	0	0	0	0	0	0	0	0	0	0	0	7,675
Total for Super Radiator Coils		0	0	0	0	0	0	0	0	0	0	0	18,308
CHESTERFIELD	TRIDENT AMERICAS							833 LIBERTY WAY				NAICS Code	332813
COPPER COMPOUNDS	N	0	445	445	0	0	445	0	0	0	0	0	13,251
Total for Trident Americas		0	445	445	0	0	445	0	0	0	0	0	13,251
CHESTERFIELD	UNIVAR USA INC CHESTER FACILIT Y							1001 OLD BERMUDA HUNDRED RD				NAICS Code	424690
N-BUTYL ALCOHOL	Y	0	0	0	0	0	0	0	0	0	0	0	0
Total for Univar Usa Inc Chester Facilit Y		0	0	0	0	0	0	0	0	0	0	0	0
CHESTERFIELD	US DEFENSE LOGISTICS AGENCY DEFENSE SUPPLY CENTER RICHM							8000 JEFFERSON DAVIS HWY				NAICS Code	425120
BROMOCHLORODIFLUOROMETHA	N	512	0	512	0	0	512	0	0	0	0	0	0
BROMOTRIFLUOROMETHANE	N	3,098	0	3,098	0	0	3,098	0	0	0	0	0	0
CHLORODIFLUOROMETHANE	N	272	0	272	0	0	272	0	0	0	0	0	0
DICHLORODIFLUOROMETHANE (C	N	241	0	241	0	0	241	0	0	0	0	0	0
DICHLOROTETRAFLUROETHANE	N	372	0	372	0	0	372	0	0	0	0	0	0
TRICHLOROFLUOROMETHANE	N	252	0	252	0	0	252	0	0	0	0	0	0

* A "Y" in the FORM A column means a simplified Form A was submitted. An "N" means the full Form R was submitted. Facilities may report using the Form A for a non-PBT chemical if the total annual reportable amount for that chemical does not exceed 500 pounds and the amount manufactured, processed, or otherwise used for that chemical does not exceed 1 million pounds. When filing a Form A, no amounts are reported but by default the appendix lists them as zero.

** TOTAL OTHER OFF-SITE TRANSFERS = ALL OF FORM R SECTION 6.2 OFF-SITE TRANSFERS (DISPOSAL + TREATMENT + ENERGY RECOVERY + RECYCLING)

Page F-16 of F-81

*** BAE SYSTEMS, ORDINANCE SYSTEMS INC. AND RADFORD ARMY AMMUNITION ARE THE SAME FACILITY, REPORTING UNDER TWO SEPERATE IDs THE SUMMARY REPORT REFLECTS ONLY ONE SET OF DATA VALUES FOR TOTALS.

2019 Toxics Release Inventory

Appendix F

Facility County/Independent City		On-Site Releases from Section 5 of Form R						On-Site Management from Section 8 of Form R				Off-Site Transfers from Section 6 of Form R	
Facility Name/Address													
Chemical Name	form A*	Fugitive Air (pounds)	Stack Air (pounds)	Total Air (pounds)	Land (pounds)	Water (pounds)	Total On-Site Releases (pounds)	Energy Recovery (pounds)	Recycling (pounds)	Treatment (pounds)	Total On-Site Management (pounds)	POTW (pounds)	Total Other Off-Site Transfers ** (pounds)
Total for Us Defense Logistics Agency Defense Supp		4,747	0	4,747	0	0	4,747	0	0	0	0	0	0
CHESTERFIELD	VEOLIA JAMES RIVER PLANT							1201 BELLWOOD RD				NAICS Code	325180
HYDROGEN SULFIDE	N	160	0	160	0	0	160	0	0	0	0	0	0
SULFURIC ACID (1994 AND AFTER "	N	2,835	7,332	10,167	0	0	10,167	0	0	0	0	0	0
Total for Veolia James River Plant		2,995	7,332	10,327	0	0	10,327	0	0	0	0	0	0
Total for Above County : (56 reports)		584,384	791,924	1,376,308	71,000	165,430	1,612,738	0	314,872,417	1,210,507	316,082,924	95,212	3,196,132
CLARKE	TRELLEBORG MARINE SYSTEMS USA, INC.							532 JACK ENDERS BLVD				NAICS Code	326199
TOLUENE-2,4-DIISOCYANATE	N	0	5	5	0	0	5	0	0	0	0	0	0
Total for Trelleborg Marine Systems Usa, Inc.		0	5	5	0	0	5	0	0	0	0	0	0
Total for Above County : (1 record)		0	5	5	0	0	5	0	0	0	0	0	0
COLONIAL HEIGHTS (CITY)	SUN CHEMICAL CORP							16000 CONTINENTAL BLVD				NAICS Code	325910
COPPER	N	5	5	10	0	0	10	0	0	0	0	0	245
Total for Sun Chemical Corp		5	5	10	0	0	10	0	0	0	0	0	245
Total for Above County : (1 record)		5	5	10	0	0	10	0	0	0	0	0	245
COVINGTON (CITY)	INGEVITY VIRGINIA CORPORATION							958 E RIVERSIDE ST				NAICS Code	325998
ACETALDEHYDE	N	2	280	282	0	0	282	0	0	37,000	37,000	0	0
FORMALDEHYDE	N	19	1,100	1,119	0	0	1,119	0	0	115,800	115,800	0	0
FORMIC ACID	N	0	9,800	9,800	0	0	9,800	0	0	746,000	746,000	0	0
METHANOL	N	0	35,000	35,000	0	0	35,000	0	0	2,600,000	2,600,000	0	0
Total for Ingevity Virginia Corporation		21	46,180	46,201	0	0	46,201	0	0	3,498,800	3,498,800	0	0
COVINGTON (CITY)	WESTROCK VIRGINIA CORPORATION (ENTIRE)							104 E. RIVERSIDE STREET				NAICS Code	322130

* A "Y" in the FORM A column means a simplified Form A was submitted. An "N" means the full Form R was submitted. Facilities may report using the Form A for a non-PBT chemical if the total annual reportable amount for that chemical does not exceed 500 pounds and the amount manufactured, processed, or otherwise used for that chemical does not exceed 1 million pounds. When filing a Form A, no amounts are reported but by default the appendix lists them as zero.

** TOTAL OTHER OFF-SITE TRANSFERS = ALL OF FORM R SECTION 6.2 OFF-SITE TRANSFERS (DISPOSAL + TREATMENT + ENERGY RECOVERY + RECYCLING)

Page F-17 of F-81

*** BAE SYSTEMS, ORDINANCE SYSTEMS INC. AND RADFORD ARMY AMMUNITION ARE THE SAME FACILITY, REPORTING UNDER TWO SEPERATE IDs THE SUMMARY REPORT REFLECTS ONLY ONE SET OF DATA VALUES FOR TOTALS.

2019 Toxics Release Inventory

Appendix F

Facility County/Independent City		On-Site Releases from Section 5 of Form R						On-Site Management from Section 8 of Form R				Off-Site Transfers from Section 6 of Form R	
Facility Name/Address		Fugitive Air (pounds)	Stack Air (pounds)	Total Air (pounds)	Land (pounds)	Water (pounds)	Total On-Site Releases (pounds)	Energy Recovery (pounds)	Recycling (pounds)	Treatment (pounds)	Total On-Site Management (pounds)	POTW (pounds)	Total Other Off-Site Transfers ** (pounds)
Chemical Name	form A*												
ACETALDEHYDE	N	1,030	46,800	47,830	10	2,090	49,930	4,541	0	109,000	113,541	0	0
AMMONIA	N	411	206,000	206,411	0	668	207,079	0	0	408,000	408,000	0	0
BARIUM COMPOUNDS	N	0	1,450	1,450	77,100	0	78,550	0	0	0	0	0	0
CATECHOL	N	0	0	0	1	15	16	0	0	402	402	0	0
CHLORINE	N	5	480	485	0	0	485	0	0	53,200	53,200	0	0
CHLORINE DIOXIDE	N	5	3,920	3,925	0	0	3,925	0	0	381,000	381,000	0	0
CRESOL (MIXED ISOMERS)	N	7	9,140	9,147	4	3	9,154	599	0	16,900	17,499	0	0
FORMALDEHYDE	N	16	13,300	13,316	10	668	13,995	216	0	12,400	12,616	0	0
FORMIC ACID	N	0	0	0	1	359	360	0	0	208	208	0	0
HYDROCHLORIC ACID (1995 AND A	N	0	208,000	208,000	0	0	208,000	0	0	169,000	169,000	0	0
HYDROGEN SULFIDE	N	10,800	78,500	89,300	458	370	90,128	0	0	629,000	629,000	0	0
MANGANESE COMPOUNDS	N	0	405	405	258,000	34,700	293,105	0	0	0	0	0	0
METHANOL	N	75,400	1,390,000	1,465,400	11,600	2,090	1,479,090	398,000	0	17,700,000	18,098,000	0	0
PHENOL	N	7	33,300	33,307	5	84	33,396	361	0	11,900	12,261	0	0
SULFURIC ACID (1994 AND AFTER "	N	0	54,100	54,100	0	0	54,100	0	0	101,000	101,000	0	0
VANADIUM COMPOUNDS	N	0	13	13	4,260	1,230	5,503	0	0	0	0	0	0
ZINC COMPOUNDS	N	0	553	553	30,600	2,090	33,243	0	0	0	0	0	0
Total for Westrock Virginia Corporation (Entire)		87,681	2,045,961	2,133,642	382,048	44,367	2,560,057	403,717	0	19,592,010	19,995,727	0	0
Total for Above County : (21 reports)		87,702	2,092,141	2,179,843	382,048	44,367	2,606,258	403,717	0	23,090,810	23,494,527	0	0
CULPEPER ARDENT MILLS, LLC								1900 INDUSTRY DR				NAICS Code	311211
CHLORINE	Y	0	0	0	0	0	0	0	0	0	0	0	0
Total for Ardent Mills, Llc		0	0	0	0	0	0	0	0	0	0	0	0

* A "Y" in the FORM A column means a simplified Form A was submitted. An "N" means the full Form R was submitted. Facilities may report using the Form A for a non-PBT chemical if the total annual reportable amount for that chemical does not exceed 500 pounds and the amount manufactured, processed, or otherwise used for that chemical does not exceed 1 million pounds. When filing a Form A, no amounts are reported but by default the appendix lists them as zero.

** TOTAL OTHER OFF-SITE TRANSFERS = ALL OF FORM R SECTION 6.2 OFF-SITE TRANSFERS (DISPOSAL + TREATMENT + ENERGY RECOVERY + RECYCLING)

Page F-18 of F-81

*** BAE SYSTEMS, ORDINANCE SYSTEMS INC. AND RADFORD ARMY AMMUNITION ARE THE SAME FACILITY, REPORTING UNDER TWO SEPERATE IDs THE SUMMARY REPORT REFLECTS ONLY ONE SET OF DATA VALUES FOR TOTALS.

2019 Toxics Release Inventory

Appendix F

Facility County/Independent City		On-Site Releases from Section 5 of Form R						On-Site Management from Section 8 of Form R				Off-Site Transfers from Section 6 of Form R	
Facility Name/Address		Fugitive Air (pounds)	Stack Air (pounds)	Total Air (pounds)	Land (pounds)	Water (pounds)	Total On-Site Releases (pounds)	Energy Recovery (pounds)	Recycling (pounds)	Treatment (pounds)	Total On-Site Management (pounds)	POTW (pounds)	Total Other Off-Site Transfers ** (pounds)
Chemical Name	form A*												
CULPEPER	BINGHAM & TAYLOR							601 NALLE PL				NAICS Code	331511
CHROMIUM	N	0	1	1	0	0	1	0	0	0	0	0	4,856
COPPER	N	0	0	0	0	1	1	0	0	0	0	0	1,010
MANGANESE	N	0	12	12	0	0	12	0	0	0	0	0	4,996
NICKEL	N	0	0	0	0	0	0	0	0	0	0	0	6,396
Total for Bingham & Taylor		0	13	13	0	1	14	0	0	0	0	0	17,259
CULPEPER	BRANTNER & ASSOCIATES INC, DBA TE CONNECTIVITY MOG							751 OLD BRANDY RD				NAICS Code	331491
CHROMIUM	N	0	0	0	0	0	0	0	0	0	0	0	15,034
COPPER	N	0	0	0	0	0	0	0	0	0	0	5	149,206
MANGANESE	N	0	0	0	0	0	0	0	0	0	0	0	39,531
NICKEL	N	0	0	0	0	0	0	0	0	0	0	0	8,498
ZINC (FUME OR DUST)	N	0	0	0	0	0	0	0	0	0	0	0	13,419
Total for Brantner & Associates Inc, Dba Te Connecti		0	0	0	0	0	0	0	0	0	0	5	225,688
CULPEPER	CABINETWORKS GROUP - CULPEPER PLANT							641 MADDOX DR				NAICS Code	337110
XYLENE (MIXED ISOMERS)	N	0	14,498	14,498	0	0	14,498	0	0	0	0	0	7,339
Total for Cabinetworks Group - Culpeper Plant		0	14,498	14,498	0	0	14,498	0	0	0	0	0	7,339
CULPEPER	CULPEPER WOOD PRESERVERS							15487 BRAGGS CORNER RD				NAICS Code	321114
COPPER COMPOUNDS	N	0	0	0	0	0	0	0	0	0	0	0	0
Total for Culpeper Wood Preservers		0	0	0	0	0	0	0	0	0	0	0	0
CULPEPER	QUARLES PETROLEUM INC. CULPEPER BULK PLANT							15427 BRANDY RD				NAICS Code	424710
1,2,4-TRIMETHYLBENZENE	Y	0	0	0	0	0	0	0	0	0	0	0	0
BENZENE	Y	0	0	0	0	0	0	0	0	0	0	0	0

* A "Y" in the FORM A column means a simplified Form A was submitted. An "N" means the full Form R was submitted. Facilities may report using the Form A for a non-PBT chemical if the total annual reportable amount for that chemical does not exceed 500 pounds and the amount manufactured, processed, or otherwise used for that chemical does not exceed 1 million pounds. When filing a Form A, no amounts are reported but by default the appendix lists them as zero.

** TOTAL OTHER OFF-SITE TRANSFERS = ALL OF FORM R SECTION 6.2 OFF-SITE TRANSFERS (DISPOSAL + TREATMENT + ENERGY RECOVERY + RECYCLING)

Page F-19 of F-81

*** BAE SYSTEMS, ORDINANCE SYSTEMS INC. AND RADFORD ARMY AMMUNITION ARE THE SAME FACILITY, REPORTING UNDER TWO SEPERATE IDs THE SUMMARY REPORT REFLECTS ONLY ONE SET OF DATA VALUES FOR TOTALS.

2019 Toxics Release Inventory

Appendix F

Facility County/Independent City		On-Site Releases from Section 5 of Form R						On-Site Management from Section 8 of Form R				Off-Site Transfers from Section 6 of Form R	
Facility Name/Address		Fugitive Air (pounds)	Stack Air (pounds)	Total Air (pounds)	Land (pounds)	Water (pounds)	Total On-Site Releases (pounds)	Energy Recovery (pounds)	Recycling (pounds)	Treatment (pounds)	Total On-Site Management (pounds)	POTW (pounds)	Total Other Off-Site Transfers ** (pounds)
Chemical Name	form A*												
ETHYLBENZENE	Y	0	0	0	0	0	0	0	0	0	0	0	0
N-HEXANE	Y	0	0	0	0	0	0	0	0	0	0	0	0
TOLUENE	Y	0	0	0	0	0	0	0	0	0	0	0	0
XYLENE (MIXED ISOMERS)	Y	0	0	0	0	0	0	0	0	0	0	0	0
Total for Quarles Petroleum Inc. Culpeper Bulk Plant		0	0	0	0	0	0	0	0	0	0	0	0
Total for Above County : (18 reports)		0	14,511	14,511	0	1	14,512	0	0	0	0	5	250,286
CUMBERLAND	GEMINI-FARMVILLE							102 HAUSCHILD DR				NAICS Code	339950
COPPER	Y	0	0	0	0	0	0	0	0	0	0	0	0
Total for Gemini-Farmville		0	0	0	0	0	0	0	0	0	0	0	0
Total for Above County : (1 record)		0	0	0	0	0	0	0	0	0	0	0	0
DANVILLE (CITY)	AMERICAN PHOENIX INC							121 MARTHA ST				NAICS Code	325998
COBALT COMPOUNDS	N	5	5	10	0	0	10	0	0	0	0	0	0
ZINC COMPOUNDS	N	5	5	10	0	0	10	0	0	0	0	0	0
Total for American Phoenix Inc		10	10	20	0	0	20	0	0	0	0	0	0
DANVILLE (CITY)	THE GOODYEAR TIRE & RUBBER CO.							1901 GOODYEAR BLVD				NAICS Code	326211
COBALT COMPOUNDS	N	0	2	2	0	0	2	0	0	0	0	0	1,877
ZINC COMPOUNDS	N	0	259	259	0	112	371	0	0	0	0	600	156,322
Total for The Goodyear Tire & Rubber Co.		0	261	261	0	112	373	0	0	0	0	600	158,199
Total for Above County : (4 reports)		10	271	281	0	112	393	0	0	0	0	600	158,199
DINWIDDIE	CHAPARRAL (VA) INC							25801 HOFHEIMER WAY				NAICS Code	331110
CHROMIUM COMPOUNDS(EXCEPT	N	15	21	36	0	15	51	0	0	0	0	0	53,403

* A "Y" in the FORM A column means a simplified Form A was submitted. An "N" means the full Form R was submitted. Facilities may report using the Form A for a non-PBT chemical if the total annual reportable amount for that chemical does not exceed 500 pounds and the amount manufactured, processed, or otherwise used for that chemical does not exceed 1 million pounds. When filing a Form A, no amounts are reported but by default the appendix lists them as zero.

** TOTAL OTHER OFF-SITE TRANSFERS = ALL OF FORM R SECTION 6.2 OFF-SITE TRANSFERS (DISPOSAL + TREATMENT + ENERGY RECOVERY + RECYCLING)

Page F-20 of F-81

*** BAE SYSTEMS, ORDINANCE SYSTEMS INC. AND RADFORD ARMY AMMUNITION ARE THE SAME FACILITY, REPORTING UNDER TWO SEPERATE IDs THE SUMMARY REPORT REFLECTS ONLY ONE SET OF DATA VALUES FOR TOTALS.

2019 Toxics Release Inventory

Appendix F

Facility County/Independent City		On-Site Releases from Section 5 of Form R						On-Site Management from Section 8 of Form R				Off-Site Transfers from Section 6 of Form R	
Facility Name/Address		Fugitive Air (pounds)	Stack Air (pounds)	Total Air (pounds)	Land (pounds)	Water (pounds)	Total On-Site Releases (pounds)	Energy Recovery (pounds)	Recycling (pounds)	Treatment (pounds)	Total On-Site Management (pounds)	POTW (pounds)	Total Other Off-Site Transfers ** (pounds)
Chemical Name	form A*												
COPPER COMPOUNDS	N	0	0	0	0	18	18	0	0	0	0	0	53,521
MANGANESE COMPOUNDS	N	121	97	218	0	0	218	0	0	0	0	0	377,960
NICKEL COMPOUNDS	N	1	66	67	0	0	67	0	0	0	0	0	18,985
ZINC COMPOUNDS	N	0	0	0	0	109	109	0	0	0	0	0	1,248,986
Total for Chaparral (Va) Inc		137	184	321	0	142	463	0	0	0	0	0	1,752,855
DINWIDDIE	TMS INTERNATIONAL, LLC							25805	HOFHEIMER WAY			NAICS Code	562920
COPPER COMPOUNDS	N	24	0	24	0	0	24	0	0	0	0	0	0
MANGANESE COMPOUNDS	N	38	0	38	0	0	38	0	0	0	0	0	0
NICKEL COMPOUNDS	N	8	0	8	0	0	8	0	0	0	0	0	0
Total for Tms International, Llc		70	0	70	0	0	70	0	0	0	0	0	0
Total for Above County : (8 reports)		207	184	391	0	142	533	0	0	0	0	0	1,752,855
FAIRFAX	BUSH CENTER FOR INTELLIGENCE (CIA)							1000	COLONIAL FARM RD			NAICS Code	928110
1,2,4-TRIMETHYLBENZENE	Y	0	0	0	0	0	0	0	0	0	0	0	0
CUMENE	Y	0	0	0	0	0	0	0	0	0	0	0	0
ETHYLBENZENE	Y	0	0	0	0	0	0	0	0	0	0	0	0
NAPHTHALENE	Y	0	0	0	0	0	0	0	0	0	0	0	0
XYLENE (MIXED ISOMERS)	Y	0	0	0	0	0	0	0	0	0	0	0	0
Total for Bush Center For Intelligence (Cia)		0	0	0	0	0	0	0	0	0	0	0	0
FAIRFAX	NEWINGTON CONCRETE PLANT							8413	TERMINAL RD			NAICS Code	327320
NITRATE COMPOUNDS	N	0	0	0	0	250	250	0	0	0	0	0	0
Total for Newington Concrete Plant		0	0	0	0	250	250	0	0	0	0	0	0
FAIRFAX	SICPA SECURINK CORP							8000	RESEARCH WAY			NAICS Code	325910

* A "Y" in the FORM A column means a simplified Form A was submitted. An "N" means the full Form R was submitted. Facilities may report using the Form A for a non-PBT chemical if the total annual reportable amount for that chemical does not exceed 500 pounds and the amount manufactured, processed, or otherwise used for that chemical does not exceed 1 million pounds. When filing a Form A, no amounts are reported but by default the appendix lists them as zero.

** TOTAL OTHER OFF-SITE TRANSFERS = ALL OF FORM R SECTION 6.2 OFF-SITE TRANSFERS (DISPOSAL + TREATMENT + ENERGY RECOVERY + RECYCLING)

Page F-21 of F-81

*** BAE SYSTEMS, ORDINANCE SYSTEMS INC. AND RADFORD ARMY AMMUNITION ARE THE SAME FACILITY, REPORTING UNDER TWO SEPERATE IDs THE SUMMARY REPORT REFLECTS ONLY ONE SET OF DATA VALUES FOR TOTALS.

2019 Toxics Release Inventory

Appendix F

Facility County/Independent City		On-Site Releases from Section 5 of Form R						On-Site Management from Section 8 of Form R				Off-Site Transfers from Section 6 of Form R	
Facility Name/Address													
Chemical Name	form A*	Fugitive Air (pounds)	Stack Air (pounds)	Total Air (pounds)	Land (pounds)	Water (pounds)	Total On-Site Releases (pounds)	Energy Recovery (pounds)	Recycling (pounds)	Treatment (pounds)	Total On-Site Management (pounds)	POTW (pounds)	Total Other Off-Site Transfers ** (pounds)
CERTAIN GLYCOL ETHERS	N	250	0	250	0	0	250	0	0	0	0	0	750
PHTHALIC ANHYDRIDE	Y	0	0	0	0	0	0	0	0	0	0	0	0
TOLUENE DIISOCYANATE (MIXED I	Y	0	0	0	0	0	0	0	0	0	0	0	0
Total for Sicpa Securink Corp		250	0	250	0	0	250	0	0	0	0	0	750
FAIRFAX SUPERIOR CONCRETE MATERIALS INC. - LORTON								8420 TERMINAL RD				NAICS Code	327320
NITRATE COMPOUNDS	Y	0	0	0	0	0	0	0	0	0	0	0	0
Total for Superior Concrete Materials Inc. - Lorton		0	0	0	0	0	0	0	0	0	0	0	0
FAIRFAX US ARMY GARRISON FORT BELVOIR								9430 JACKSON LOOP				NAICS Code	928110
ETHYLBENZENE	N	2	2	4	0	0	4	0	0	0	0	0	1
NAPHTHALENE	N	0	0	0	0	0	0	0	0	0	0	0	1
Total for Us Army Garrison Fort Belvoir		2	2	4	0	0	4	0	0	0	0	0	1
FAIRFAX VIRGINIA CONCRETE EDSALL ROAD PLANT								5412 INDUSTRIAL DR				NAICS Code	327320
NITRATE COMPOUNDS	N	0	0	0	0	523	523	0	0	0	0	0	0
Total for Virginia Concrete Edsall Road Plant		0	0	0	0	523	523	0	0	0	0	0	0
Total for Above County : (13 reports)		252	2	254	0	773	1,027	0	0	0	0	0	751
FAIRFAX (CITY) CITGO FAIRFAX TERMINAL								9600 COLONIAL AVE				NAICS Code	424710
1,2,4-TRIMETHYLBENZENE	N	2	235	237	0	0	237	0	0	0	0	0	0
BENZENE	N	63	220	283	0	0	283	0	0	4,403	4,403	0	0
CUMENE	N	1	6	7	0	0	7	0	0	63	63	0	0
CYCLOHEXANE	N	11	37	48	0	0	48	0	0	783	783	0	0
ETHYLBENZENE	N	6	43	49	0	0	49	0	0	385	385	0	0
NAPHTHALENE	N	0	5	5	0	0	5	0	0	3	3	0	0

* A "Y" in the FORM A column means a simplified Form A was submitted. An "N" means the full Form R was submitted. Facilities may report using the Form A for a non-PBT chemical if the total annual reportable amount for that chemical does not exceed 500 pounds and the amount manufactured, processed, or otherwise used for that chemical does not exceed 1 million pounds. When filing a Form A, no amounts are reported but by default the appendix lists them as zero.

** TOTAL OTHER OFF-SITE TRANSFERS = ALL OF FORM R SECTION 6.2 OFF-SITE TRANSFERS (DISPOSAL + TREATMENT + ENERGY RECOVERY + RECYCLING)

Page F-22 of F-81

*** BAE SYSTEMS, ORDINANCE SYSTEMS INC. AND RADFORD ARMY AMMUNITION ARE THE SAME FACILITY, REPORTING UNDER TWO SEPERATE IDs THE SUMMARY REPORT REFLECTS ONLY ONE SET OF DATA VALUES FOR TOTALS.

2019 Toxics Release Inventory

Appendix F

Facility County/Independent City Facility Name/Address		On-Site Releases from Section 5 of Form R						On-Site Management from Section 8 of Form R				Off-Site Transfers from Section 6 of Form R	
Chemical Name	form A*	Fugitive Air (pounds)	Stack Air (pounds)	Total Air (pounds)	Land (pounds)	Water (pounds)	Total On-Site Releases (pounds)	Energy Recovery (pounds)	Recycling (pounds)	Treatment (pounds)	Total On-Site Management (pounds)	POTW (pounds)	Total Other Off-Site Transfers ** (pounds)
N-HEXANE	N	73	238	311	0	0	311	0	0	5,163	5,163	0	0
TOLUENE	N	88	651	739	0	0	739	0	0	6,182	6,182	0	0
XYLENE (MIXED ISOMERS)	N	25	427	452	0	0	452	0	0	1,677	1,677	0	0
Total for Citgo Fairfax Terminal		269	1,862	2,131	0	0	2,131	0	0	18,659	18,659	0	0
Total for Above County : (9 reports)		269	1,862	2,131	0	0	2,131	0	0	18,659	18,659	0	0
FALLS CHURCH (CITY) VIRGINIA CONCRETE FALLS CHURCH PLANT								7103 GORDON RD				NAICS Code	327320
NITRATE COMPOUNDS	N	0	0	0	0	467	467	0	0	0	0	0	0
Total for Virginia Concrete Falls Church Plant		0	0	0	0	467	467	0	0	0	0	0	0
Total for Above County : (1 record)		0	0	0	0	467	467	0	0	0	0	0	0
FAUQUIER FIBERGLASS ENGINEERING CO								5019 AIRPORT RD				NAICS Code	326199
STYRENE	N	6,886	0	6,886	0	0	6,886	0	0	0	0	0	0
Total for Fiberglass Engineering Co		6,886	0	6,886	0	0	6,886	0	0	0	0	0	0
FAUQUIER OLD DOMINION ELECTRIC CO-OP MARSH RUN GENERATION FACIL								12109 LUCKY HILL RD				NAICS Code	221112
1,2,4-TRIMETHYLBENZENE	Y	0	0	0	0	0	0	0	0	0	0	0	0
N-HEXANE	Y	0	0	0	0	0	0	0	0	0	0	0	0
Total for Old Dominion Electric Co-Op Marsh Run Ge		0	0	0	0	0	0	0	0	0	0	0	0
FAUQUIER REMINGTON POWER STATION								12025 LUCKY HILL ROAD				NAICS Code	221112
1,2,4-TRIMETHYLBENZENE	Y	0	0	0	0	0	0	0	0	0	0	0	0
ETHYLENE GLYCOL	N	0	0	0	0	0	0	0	0	0	0	0	0
NAPHTHALENE	Y	0	0	0	0	0	0	0	0	0	0	0	0
N-HEXANE	Y	0	0	0	0	0	0	0	0	0	0	0	0
Total for Remington Power Station		0	0	0	0	0	0	0	0	0	0	0	0

* A "Y" in the FORM A column means a simplified Form A was submitted. An "N" means the full Form R was submitted. Facilities may report using the Form A for a non-PBT chemical if the total annual reportable amount for that chemical does not exceed 500 pounds and the amount manufactured, processed, or otherwise used for that chemical does not exceed 1 million pounds. When filing a Form A, no amounts are reported but by default the appendix lists them as zero.

** TOTAL OTHER OFF-SITE TRANSFERS = ALL OF FORM R SECTION 6.2 OFF-SITE TRANSFERS (DISPOSAL + TREATMENT + ENERGY RECOVERY + RECYCLING)

Page F-23 of F-81

*** BAE SYSTEMS, ORDINANCE SYSTEMS INC. AND RADFORD ARMY AMMUNITION ARE THE SAME FACILITY, REPORTING UNDER TWO SEPERATE IDs THE SUMMARY REPORT REFLECTS ONLY ONE SET OF DATA VALUES FOR TOTALS.

2019 Toxics Release Inventory

Appendix F

Facility County/Independent City		On-Site Releases from Section 5 of Form R						On-Site Management from Section 8 of Form R				Off-Site Transfers from Section 6 of Form R	
Facility Name/Address		Fugitive Air (pounds)	Stack Air (pounds)	Total Air (pounds)	Land (pounds)	Water (pounds)	Total On-Site Releases (pounds)	Energy Recovery (pounds)	Recycling (pounds)	Treatment (pounds)	Total On-Site Management (pounds)	POTW (pounds)	Total Other Off-Site Transfers ** (pounds)
Chemical Name	form A*												
FAUQUIER	US DOD, WARRENTON TRAINING CENTER STATION B RANGE							7471 BEAR WALLOW ROAD				NAICS Code	928110
1,2,4-TRIMETHYLBENZENE	Y	0	0	0	0	0	0	0	0	0	0	0	0
CUMENE	Y	0	0	0	0	0	0	0	0	0	0	0	0
ETHYLBENZENE	Y	0	0	0	0	0	0	0	0	0	0	0	0
NAPHTHALENE	Y	0	0	0	0	0	0	0	0	0	0	0	0
Total for Us Dod, Warrenton Training Center Station		0	0	0	0	0	0	0	0	0	0	0	0
Total for Above County : (11 reports)		6,886	0	6,886	0	0	6,886	0	0	0	0	0	0
FRANKLIN	BLUE RIDGE SOLVENTS & COATINGS							3800 ORIGINAL HENRY RD				NAICS Code	325510
METHANOL	Y	0	0	0	0	0	0	0	0	0	0	0	0
TOLUENE	Y	0	0	0	0	0	0	0	0	0	0	0	0
Total for Blue Ridge Solvents & Coatings		0	0	0	0	0	0	0	0	0	0	0	0
FRANKLIN	FLEETWOOD HOMES OF VIRGINIA INC 19-2							90 WEAVER ST				NAICS Code	321991
DIISOCYANATES	Y	0	0	0	0	0	0	0	0	0	0	0	0
Total for Fleetwood Homes Of Virginia Inc 19-2		0	0	0	0	0	0	0	0	0	0	0	0
FRANKLIN	GREAT SOUTHERN WOOD - VA, INC.							1050 N MAIN ST				NAICS Code	321114
ARSENIC COMPOUNDS	Y	0	0	0	0	0	0	0	0	0	0	0	0
CHROMIUM COMPOUNDS(EXCEPT	Y	0	0	0	0	0	0	0	0	0	0	0	0
COPPER	Y	0	0	0	0	0	0	0	0	0	0	0	0
Total for Great Southern Wood - Va, Inc.		0	0	0	0	0	0	0	0	0	0	0	0
Total for Above County : (6 reports)		0	0	0	0	0	0	0	0	0	0	0	0
FREDERICK	EVOLVE STONE LLC							200 LENOIR DRIVE				NAICS Code	326199

* A "Y" in the FORM A column means a simplified Form A was submitted. An "N" means the full Form R was submitted. Facilities may report using the Form A for a non-PBT chemical if the total annual reportable amount for that chemical does not exceed 500 pounds and the amount manufactured, processed, or otherwise used for that chemical does not exceed 1 million pounds. When filing a Form A, no amounts are reported but by default the appendix lists them as zero.

** TOTAL OTHER OFF-SITE TRANSFERS = ALL OF FORM R SECTION 6.2 OFF-SITE TRANSFERS (DISPOSAL + TREATMENT + ENERGY RECOVERY + RECYCLING)

Page F-24 of F-81

*** BAE SYSTEMS, ORDINANCE SYSTEMS INC. AND RADFORD ARMY AMMUNITION ARE THE SAME FACILITY, REPORTING UNDER TWO SEPERATE IDs THE SUMMARY REPORT REFLECTS ONLY ONE SET OF DATA VALUES FOR TOTALS.

2019 Toxics Release Inventory

Appendix F

Facility County/Independent City		On-Site Releases from Section 5 of Form R						On-Site Management from Section 8 of Form R				Off-Site Transfers from Section 6 of Form R	
Facility Name/Address		Fugitive Air (pounds)	Stack Air (pounds)	Total Air (pounds)	Land (pounds)	Water (pounds)	Total On-Site Releases (pounds)	Energy Recovery (pounds)	Recycling (pounds)	Treatment (pounds)	Total On-Site Management (pounds)	POTW (pounds)	Total Other Off-Site Transfers ** (pounds)
Chemical Name	form A*												
STYRENE	N	0	5,997	5,997	0	0	5,997	0	0	0	0	0	12
Total for Evolve Stone Llc		0	5,997	5,997	0	0	5,997	0	0	0	0	0	12
FREDERICK		FISHER SCIENTIFIC INTERNATIONAL MTN DIAGNOSTICS PLANT						8365 VALLEY PIKE				NAICS Code	325413
CERTAIN GLYCOL ETHERS	N	0	0	0	0	0	0	0	0	0	0	0	1,172
METHANOL	N	5	0	5	0	0	5	0	0	0	0	0	1,707
Total for Fisher Scientific International Mtn Diagnosti		5	0	5	0	0	5	0	0	0	0	0	2,879
FREDERICK		HP HOOD LLC						160 HOOD WAY				NAICS Code	311511
NITRATE COMPOUNDS	N	0	0	0	0	0	0	0	0	0	0	87,784	87,784
NITRIC ACID	N	0	0	0	0	0	0	0	0	89,183	89,183	0	0
PERACETIC ACID	N	0	0	0	0	0	0	0	0	38,524	38,524	0	0
Total for Hp Hood Llc		0	0	0	0	0	0	0	0	127,706	127,706	87,784	87,784
FREDERICK		KINGSPAN INSULATION LLC						200 KINGSPAN WAY				NAICS Code	326140
METHANOL	N	39,259	0	39,259	0	0	39,259	0	0	0	0	0	0
Total for Kingspan Insulation Llc		39,259	0	39,259	0	0	39,259	0	0	0	0	0	0
FREDERICK		QG PRINTING II CORP						160 CENTURY LN STONEWALL IND US TRIAN				NAICS Code	323111
CERTAIN GLYCOL ETHERS	N	4,641	217	4,857	0	0	4,857	0	0	10,612	10,612	0	0
ETHYLENE GLYCOL	N	2,866	134	3,000	0	0	3,000	0	0	6,554	6,554	0	0
Total for Qg Printing li Corp		7,507	350	7,857	0	0	7,857	0	0	17,166	17,166	0	0
FREDERICK		QUARLES PETROLEUM INC. WINCHESTER BULK PLANT						779 SMITHFIELD AVE				NAICS Code	424710
1,2,4-TRIMETHYLBENZENE	Y	0	0	0	0	0	0	0	0	0	0	0	0
BENZENE	Y	0	0	0	0	0	0	0	0	0	0	0	0
ETHYLBENZENE	Y	0	0	0	0	0	0	0	0	0	0	0	0

* A "Y" in the FORM A column means a simplified Form A was submitted. An "N" means the full Form R was submitted. Facilities may report using the Form A for a non-PBT chemical if the total annual reportable amount for that chemical does not exceed 500 pounds and the amount manufactured, processed, or otherwise used for that chemical does not exceed 1 million pounds. When filing a Form A, no amounts are reported but by default the appendix lists them as zero.

** TOTAL OTHER OFF-SITE TRANSFERS = ALL OF FORM R SECTION 6.2 OFF-SITE TRANSFERS (DISPOSAL + TREATMENT + ENERGY RECOVERY + RECYCLING)

Page F-25 of F-81

*** BAE SYSTEMS, ORDINANCE SYSTEMS INC. AND RADFORD ARMY AMMUNITION ARE THE SAME FACILITY, REPORTING UNDER TWO SEPERATE IDs THE SUMMARY REPORT REFLECTS ONLY ONE SET OF DATA VALUES FOR TOTALS.

2019 Toxics Release Inventory

Appendix F

Facility County/Independent City		On-Site Releases from Section 5 of Form R						On-Site Management from Section 8 of Form R				Off-Site Transfers from Section 6 of Form R	
Facility Name/Address		Fugitive Air (pounds)	Stack Air (pounds)	Total Air (pounds)	Land (pounds)	Water (pounds)	Total On-Site Releases (pounds)	Energy Recovery (pounds)	Recycling (pounds)	Treatment (pounds)	Total On-Site Management (pounds)	POTW (pounds)	Total Other Off-Site Transfers ** (pounds)
Chemical Name	form A*												
N-HEXANE	Y	0	0	0	0	0	0	0	0	0	0	0	0
TOLUENE	Y	0	0	0	0	0	0	0	0	0	0	0	0
XYLENE (MIXED ISOMERS)	Y	0	0	0	0	0	0	0	0	0	0	0	0
Total for Quarles Petroleum Inc. Winchester Bulk Pla		0	0	0	0	0	0	0	0	0	0	0	0
FREDERICK		TREX - VIRGINIA MANUFACTURING OPERATIONS						3229 SHAWNEE DRIVE				NAICS Code	326199
CHROMIUM COMPOUNDS(EXCEPT	N	0	1	1	0	0	1	0	0	0	0	0	2,363
MANGANESE COMPOUNDS	Y	0	0	0	0	0	0	0	0	0	0	0	0
ZINC COMPOUNDS	Y	0	0	0	0	0	0	0	0	0	0	0	0
Total for Trex - Virginia Manufacturing Operations		0	1	1	0	0	1	0	0	0	0	0	2,363
FREDERICK		VALLEY PROTEINS INC-WINCHESTER FACILITY						1635 INDIAN HOLLOW RD				NAICS Code	311613
CHLORINE DIOXIDE	N	0	0	0	26,893	0	26,893	0	0	0	0	0	0
Total for Valley Proteins Inc-Winchester Facility		0	0	0	26,893	0	26,893	0	0	0	0	0	0
FREDERICK		VIRGINIA CONCRETE - STEPHENS CITY						339 ESTEP ROAD				NAICS Code	327320
NITRATE COMPOUNDS	N	0	0	0	0	0	0	0	198	0	198	0	0
Total for Virginia Concrete - Stephens City		0	0	0	0	0	0	0	198	0	198	0	0
Total for Above County : (20 reports)		46,771	6,348	53,119	26,893	0	80,012	0	198	144,872	145,070	87,784	93,038
GILES		CELANESE ACETATE LLC - CELCO P LANT						3520 VIRGINIA AVE				NAICS Code	325220
1,3-BUTADIENE	N	250	250	500	0	0	500	29,777	0	0	29,777	0	0
ACETAMIDE	N	0	0	0	0	250	250	0	0	182,305	182,305	0	0
ACETONITRILE	N	3,302	128	3,430	0	48	3,478	26,044	0	46,148	72,192	0	12
AMMONIA	N	0	27,952	27,952	0	334	28,286	0	0	11,854	11,854	0	0
CHLORINE	Y	0	0	0	0	0	0	0	0	0	0	0	0

* A "Y" in the FORM A column means a simplified Form A was submitted. An "N" means the full Form R was submitted. Facilities may report using the Form A for a non-PBT chemical if the total annual reportable amount for that chemical does not exceed 500 pounds and the amount manufactured, processed, or otherwise used for that chemical does not exceed 1 million pounds. When filing a Form A, no amounts are reported but by default the appendix lists them as zero.

** TOTAL OTHER OFF-SITE TRANSFERS = ALL OF FORM R SECTION 6.2 OFF-SITE TRANSFERS (DISPOSAL + TREATMENT + ENERGY RECOVERY + RECYCLING)

Page F-26 of F-81

*** BAE SYSTEMS, ORDINANCE SYSTEMS INC. AND RADFORD ARMY AMMUNITION ARE THE SAME FACILITY, REPORTING UNDER TWO SEPERATE IDs THE SUMMARY REPORT REFLECTS ONLY ONE SET OF DATA VALUES FOR TOTALS.

2019 Toxics Release Inventory

Appendix F

Facility County/Independent City		On-Site Releases from Section 5 of Form R						On-Site Management from Section 8 of Form R				Off-Site Transfers from Section 6 of Form R	
Facility Name/Address		Fugitive Air (pounds)	Stack Air (pounds)	Total Air (pounds)	Land (pounds)	Water (pounds)	Total On-Site Releases (pounds)	Energy Recovery (pounds)	Recycling (pounds)	Treatment (pounds)	Total On-Site Management (pounds)	POTW (pounds)	Total Other Off-Site Transfers ** (pounds)
Chemical Name	form A*												
CYCLOHEXANE	N	119,972	7,703	127,675	0	0	127,675	251,405	0	0	251,405	0	12
DICHLOROMETHANE	N	29,625	0	29,625	0	0	29,625	0	0	0	0	0	0
ETHYLENE	N	2,339	716	3,055	0	0	3,055	704,827	0	0	704,827	0	0
NITRATE COMPOUNDS	N	0	0	0	0	60,853	60,853	0	0	0	0	0	0
Total for Celanese Acetate Llc - Celco P Lant		155,488	36,749	192,237	0	61,484	253,722	1,012,053	0	240,307	1,252,360	0	24
GILES LHOIST NA OF VIRGINIA INC KIMBALLTON AREA 1								2093 BIG STONY CREEK RD				NAICS Code	327410
HYDROCHLORIC ACID (1995 AND A	N	0	66,963	66,963	0	0	66,963	0	0	0	0	0	0
Total for Lhoist Na Of Virginia Inc Kimballton Area 1		0	66,963	66,963	0	0	66,963	0	0	0	0	0	0
Total for Above County : (10 reports)		155,488	103,712	259,200	0	61,484	320,685	1,012,053	0	240,307	1,252,360	0	24
GOOCHLAND HERITAGE-CRYSTAL CLEAN LLC - RICHMOND RECYCLING CENTE								2353 LANIER RD				NAICS Code	562920
ETHYLENE GLYCOL	N	5	5	10	0	0	10	0	0	0	0	0	26,305
Total for Heritage-Crystal Clean Llc - Richmond Recy		5	5	10	0	0	10	0	0	0	0	0	26,305
Total for Above County : (1 record)		5	5	10	0	0	10	0	0	0	0	0	26,305
GREENSVILLE BOAR'S HEAD PROVISIONS CO INC-JARRATT								2230 WYATT'S MILL RD				NAICS Code	311612
AMMONIA	N	750	0	750	0	0	750	0	0	0	0	0	0
Total for Boar'S Head Provisions Co Inc-Jarratt		750	0	750	0	0	750	0	0	0	0	0	0
GREENSVILLE GEORGIA PACIFIC WOOD PRODUCTS LLC EMPORIA PLYWOOD								634 DAVIS ST				NAICS Code	321212
METHANOL	N	3,000	26,000	29,000	0	0	29,000	0	0	13,700	13,700	0	0
Total for Georgia Pacific Wood Products Llc Empor		3,000	26,000	29,000	0	0	29,000	0	0	13,700	13,700	0	0
GREENSVILLE STEELFAB OF VIRGINIA INC								1510 REESE ST				NAICS Code	332312
CHROMIUM	N	159	1	160	0	0	160	0	0	0	0	0	48,132

* A "Y" in the FORM A column means a simplified Form A was submitted. An "N" means the full Form R was submitted. Facilities may report using the Form A for a non-PBT chemical if the total annual reportable amount for that chemical does not exceed 500 pounds and the amount manufactured, processed, or otherwise used for that chemical does not exceed 1 million pounds. When filing a Form A, no amounts are reported but by default the appendix lists them as zero.

** TOTAL OTHER OFF-SITE TRANSFERS = ALL OF FORM R SECTION 6.2 OFF-SITE TRANSFERS (DISPOSAL + TREATMENT + ENERGY RECOVERY + RECYCLING)

Page F-27 of F-81

*** BAE SYSTEMS, ORDINANCE SYSTEMS INC. AND RADFORD ARMY AMMUNITION ARE THE SAME FACILITY, REPORTING UNDER TWO SEPERATE IDs THE SUMMARY REPORT REFLECTS ONLY ONE SET OF DATA VALUES FOR TOTALS.

2019 Toxics Release Inventory

Appendix F

Facility County/Independent City		On-Site Releases from Section 5 of Form R						On-Site Management from Section 8 of Form R				Off-Site Transfers from Section 6 of Form R	
Facility Name/Address		Fugitive Air (pounds)	Stack Air (pounds)	Total Air (pounds)	Land (pounds)	Water (pounds)	Total On-Site Releases (pounds)	Energy Recovery (pounds)	Recycling (pounds)	Treatment (pounds)	Total On-Site Management (pounds)	POTW (pounds)	Total Other Off-Site Transfers ** (pounds)
Chemical Name	form A*												
COPPER	N	232	0	232	0	1	233	0	0	0	0	0	71,838
MANGANESE	N	149	42	192	0	0	192	0	0	0	0	0	52,681
NICKEL	N	275	1	277	0	0	277	0	0	0	0	0	84,051
PROPYLENE	N	53	0	53	0	0	53	0	0	0	0	0	0
XYLENE (MIXED ISOMERS)	N	14,293	0	14,293	0	0	14,293	0	0	0	0	0	0
Total for Steelfab Of Virginia Inc		15,162	45	15,206	0	1	15,207	0	0	0	0	0	256,702
Total for Above County : (8 reports)		18,912	26,045	44,956	0	1	44,957	0	0	13,700	13,700	0	256,702
HALIFAX ABB ENTERPRISE SOFTWARE INC								2135 PHILPOTT RD				NAICS Code 335311	
MANGANESE	N	23	0	23	0	0	23	0	0	0	0	0	134,277
NICKEL	N	2	0	2	0	0	2	0	0	0	0	0	66,818
Total for Abb Enterprise Software Inc		25	0	25	0	0	25	0	0	0	0	0	201,095
HALIFAX ABB ENTERPRISE SOFTWARE INC.								2135 PHILPOTT RD				NAICS Code 335311	
CHROMIUM	N	2	0	2	0	0	2	0	0	0	0	0	77,589
COPPER	N	147	0	147	0	0	147	0	0	0	0	0	1,028,048
Total for Abb Enterprise Software Inc.		149	0	149	0	0	149	0	0	0	0	0	1,105,637
HALIFAX AQUATIC CO								1100 INDUSTRIAL PARK RD HALIFAX INDUSTRIAL				NAICS Code 326191	
METHYL METHACRYLATE	N	728	9,272	10,000	0	0	10,000	0	0	60	60	0	252
STYRENE	N	13,216	155,788	169,004	0	0	169,004	0	0	795	795	0	2,436
Total for Aquatic Co		13,944	165,060	179,004	0	0	179,004	0	0	855	855	0	2,688
HALIFAX CLOVER POWER STATION								4091 CLOVER RD				NAICS Code 221112	
1,2,4-TRIMETHYLBENZENE	Y	0	0	0	0	0	0	0	0	0	0	0	0
BARIUM COMPOUNDS	N	0	0	0	78,800	763	79,563	0	0	0	0	0	0

* A "Y" in the FORM A column means a simplified Form A was submitted. An "N" means the full Form R was submitted. Facilities may report using the Form A for a non-PBT chemical if the total annual reportable amount for that chemical does not exceed 500 pounds and the amount manufactured, processed, or otherwise used for that chemical does not exceed 1 million pounds. When filing a Form A, no amounts are reported but by default the appendix lists them as zero.

** TOTAL OTHER OFF-SITE TRANSFERS = ALL OF FORM R SECTION 6.2 OFF-SITE TRANSFERS (DISPOSAL + TREATMENT + ENERGY RECOVERY + RECYCLING)

Page F-28 of F-81

*** BAE SYSTEMS, ORDINANCE SYSTEMS INC. AND RADFORD ARMY AMMUNITION ARE THE SAME FACILITY, REPORTING UNDER TWO SEPERATE IDs THE SUMMARY REPORT REFLECTS ONLY ONE SET OF DATA VALUES FOR TOTALS.

2019 Toxics Release Inventory

Appendix F

Facility County/Independent City		On-Site Releases from Section 5 of Form R						On-Site Management from Section 8 of Form R				Off-Site Transfers from Section 6 of Form R	
Facility Name/Address		Fugitive Air (pounds)	Stack Air (pounds)	Total Air (pounds)	Land (pounds)	Water (pounds)	Total On-Site Releases (pounds)	Energy Recovery (pounds)	Recycling (pounds)	Treatment (pounds)	Total On-Site Management (pounds)	POTW (pounds)	Total Other Off-Site Transfers ** (pounds)
Chemical Name	form A*												
HYDROCHLORIC ACID (1995 AND A	N	0	4,920	4,920	0	0	4,920	0	0	678,000	678,000	0	0
HYDROGEN FLUORIDE	N	0	2,460	2,460	0	0	2,460	0	0	82,800	82,800	0	0
MANGANESE COMPOUNDS	N	0	184	184	20,700	2,250	23,134	0	0	0	0	0	0
NAPHTHALENE	Y	0	0	0	0	0	0	0	0	0	0	0	0
N-HEXANE	Y	0	0	0	0	0	0	0	0	0	0	0	0
SULFURIC ACID (1994 AND AFTER "	N	0	179,000	179,000	0	0	179,000	0	0	63,600	63,600	0	0
VANADIUM COMPOUNDS	N	0	59	59	30,600	0	30,659	0	0	0	0	0	0
ZINC COMPOUNDS	N	0	0	0	18,400	307	18,707	0	0	0	0	0	0
Total for Clover Power Station		0	186,623	186,623	148,500	3,320	338,443	0	0	824,400	824,400	0	0
HALIFAX								1000 CHANEY LN				NAICS Code	321219
ACETALDEHYDE	N	395	5,595	5,990	0	0	5,990	0	0	61,912	61,912	0	0
ACROLEIN	N	353	12,524	12,877	0	0	12,877	0	0	22,881	22,881	0	0
DIISOCYANATES	N	0	54	54	0	0	54	0	0	1	1	0	0
FORMALDEHYDE	N	109	16,236	16,345	0	0	16,345	0	0	190,298	190,298	0	0
METHANOL	N	572	8,317	8,889	0	0	8,889	0	0	99,325	99,325	0	0
PHENOL	N	728	15,710	16,438	0	0	16,438	0	0	70,215	70,215	0	0
Total for Huber Engineered Woods Llc		2,157	58,436	60,593	0	0	60,593	0	0	444,632	444,632	0	0
HALIFAX								2306 EASTOVER DR				NAICS Code	331222
CHROMIUM	N	0	0	0	0	0	0	0	0	0	0	0	8,963
COBALT	N	0	0	0	0	0	0	0	0	0	0	0	4,488
METHANOL	N	5	5	10	0	0	10	0	0	0	0	0	0
Total for Voestalpine High Performance Metals - Sou		5	5	10	0	0	10	0	0	0	0	0	13,451

* A "Y" in the FORM A column means a simplified Form A was submitted. An "N" means the full Form R was submitted. Facilities may report using the Form A for a non-PBT chemical if the total annual reportable amount for that chemical does not exceed 500 pounds and the amount manufactured, processed, or otherwise used for that chemical does not exceed 1 million pounds. When filing a Form A, no amounts are reported but by default the appendix lists them as zero.

** TOTAL OTHER OFF-SITE TRANSFERS = ALL OF FORM R SECTION 6.2 OFF-SITE TRANSFERS (DISPOSAL + TREATMENT + ENERGY RECOVERY + RECYCLING)

Page F-29 of F-81

*** BAE SYSTEMS, ORDINANCE SYSTEMS INC. AND RADFORD ARMY AMMUNITION ARE THE SAME FACILITY, REPORTING UNDER TWO SEPERATE IDs THE SUMMARY REPORT REFLECTS ONLY ONE SET OF DATA VALUES FOR TOTALS.

2019 Toxics Release Inventory

Appendix F

Facility County/Independent City		On-Site Releases from Section 5 of Form R						On-Site Management from Section 8 of Form R				Off-Site Transfers from Section 6 of Form R	
Facility Name/Address		Fugitive Air (pounds)	Stack Air (pounds)	Total Air (pounds)	Land (pounds)	Water (pounds)	Total On-Site Releases (pounds)	Energy Recovery (pounds)	Recycling (pounds)	Treatment (pounds)	Total On-Site Management (pounds)	POTW (pounds)	Total Other Off-Site Transfers ** (pounds)
Chemical Name	form A*												
Total for Above County : (25 reports)		16,280	410,124	426,404	148,500	3,320	578,224	0	0	1,269,887	1,269,887	0	1,322,871
HAMPTON (CITY)	CATALINA CYLINDERS INC							2400 ALUMINUM AVE				NAICS Code	331318
NITRATE COMPOUNDS	N	0	0	0	0	0	0	0	0	0	0	26,935	19,401
NITRIC ACID	N	0	0	0	0	0	0	0	0	47,091	47,091	0	0
Total for Catalina Cylinders Inc		0	0	0	0	0	0	0	0	47,091	47,091	26,935	19,401
HAMPTON (CITY)	HOWMET CASTINGS & SERVICES INC							ONE HOWMET DR				NAICS Code	331529
4,4'-ISOPROPYLIDENEDIPHENOL	N	0	0	0	0	0	0	0	0	1,001	1,001	51	100,796
CHROMIUM	N	0	4	4	0	0	4	0	0	0	0	16	8,123
COBALT	N	0	5	5	0	0	5	0	0	0	0	5	6,361
HYDROGEN FLUORIDE	N	0	343	343	0	0	343	0	0	36,028	36,028	29	70,435
NICKEL	N	0	8	8	0	0	8	0	0	0	0	35	37,994
NITRIC ACID	N	0	1,218	1,218	0	0	1,218	0	0	1,761	1,761	0	51,383
Total for Howmet Castings & Services Inc		0	1,578	1,578	0	0	1,578	0	0	38,790	38,790	136	275,092
HAMPTON (CITY)	TIDEWATER WOOD PRODUCTS, LLC							5604 CITY LINE RD				NAICS Code	321114
COPPER COMPOUNDS	Y	0	0	0	0	0	0	0	0	0	0	0	0
Total for Tidewater Wood Products, Llc		0	0	0	0	0	0	0	0	0	0	0	0
HAMPTON (CITY)	U.S. DOD, USAF, JOINT BASE LANGLEY EUSTIS - LANGLEY AFB							633 CES/CEIE 37 SWEENEY BLVD				NAICS Code	928110
NAPHTHALENE	N	0	76	76	0	0	76	0	0	0	0	0	0
Total for U.S. Dod, Usaf, Joint Base Langley Eustis -		0	76	76	0	0	76	0	0	0	0	0	0
Total for Above County : (10 reports)		0	1,654	1,654	0	0	1,654	0	0	85,881	85,881	27,071	294,493
HANOVER	CHEMTREAT INC							10040 LICKINGHOLE RD				NAICS Code	325998

* A "Y" in the FORM A column means a simplified Form A was submitted. An "N" means the full Form R was submitted. Facilities may report using the Form A for a non-PBT chemical if the total annual reportable amount for that chemical does not exceed 500 pounds and the amount manufactured, processed, or otherwise used for that chemical does not exceed 1 million pounds. When filing a Form A, no amounts are reported but by default the appendix lists them as zero.

** TOTAL OTHER OFF-SITE TRANSFERS = ALL OF FORM R SECTION 6.2 OFF-SITE TRANSFERS (DISPOSAL + TREATMENT + ENERGY RECOVERY + RECYCLING)

Page F-30 of F-81

*** BAE SYSTEMS, ORDINANCE SYSTEMS INC. AND RADFORD ARMY AMMUNITION ARE THE SAME FACILITY, REPORTING UNDER TWO SEPERATE IDs THE SUMMARY REPORT REFLECTS ONLY ONE SET OF DATA VALUES FOR TOTALS.

2019 Toxics Release Inventory

Appendix F

Facility County/Independent City		On-Site Releases from Section 5 of Form R						On-Site Management from Section 8 of Form R				Off-Site Transfers from Section 6 of Form R	
Facility Name/Address													
Chemical Name	form A*	Fugitive Air (pounds)	Stack Air (pounds)	Total Air (pounds)	Land (pounds)	Water (pounds)	Total On-Site Releases (pounds)	Energy Recovery (pounds)	Recycling (pounds)	Treatment (pounds)	Total On-Site Management (pounds)	POTW (pounds)	Total Other Off-Site Transfers ** (pounds)
SODIUM NITRITE	N	0	0	0	0	0	0	0	0	0	0	0	3,454
ZINC COMPOUNDS	N	0	0	0	0	0	0	0	0	0	0	0	0
Total for Chemtreat Inc		0	0	0	0	0	0	0	0	0	0	0	3,454
HANOVER COMMONWEALTH GALVANIZING								10988 LEADBETTER RD				NAICS Code	332812
ZINC COMPOUNDS	N	0	0	0	0	83	83	0	0	0	0	19	45,666
Total for Commonwealth Galvanizing		0	0	0	0	83	83	0	0	0	0	19	45,666
HANOVER CONCRETE PIPE & PRECAST LLC-HANOVER PIPE PLANT								10350 DESIGN RD				NAICS Code	327332
MANGANESE	N	0	29	29	0	0	29	0	0	0	0	0	0
Total for Concrete Pipe & Precast Llc-Hanover Pipe		0	29	29	0	0	29	0	0	0	0	0	0
HANOVER DOSWELL LP								10098 OLD RIDGE RD				NAICS Code	221112
1,2,4-TRIMETHYLBENZENE	N	5	61,638	61,643	0	0	61,643	0	0	0	0	0	0
AMMONIA	N	5	357,026	357,031	0	0	357,031	0	0	0	0	0	0
NAPHTHALENE	N	5	33,901	33,906	0	0	33,906	0	0	0	0	0	0
N-HEXANE	N	5	61,638	61,643	0	0	61,643	0	0	0	0	0	0
Total for Doswell Lp		20	514,203	514,223	0	0	514,223	0	0	0	0	0	0
HANOVER SOUTH ATLANTIC GALVANIZING LLC								11022 LEWISTOWN RD				NAICS Code	332812
ZINC COMPOUNDS	N	5,656	0	5,656	0	79	5,735	0	0	0	0	0	288,256
Total for South Atlantic Galvanizing Llc		5,656	0	5,656	0	79	5,735	0	0	0	0	0	288,256
HANOVER TYSON FARMS INC. - PROCESSING FACILITY								13264 MOUNTAIN RD				NAICS Code	311615
NITRATE COMPOUNDS	N	0	0	0	0	55,000	55,000	0	0	540,000	540,000	0	350
PERACETIC ACID	N	20	0	20	0	0	20	0	0	360,000	360,000	0	0
Total for Tyson Farms Inc. - Processing Facility		20	0	20	0	55,000	55,020	0	0	900,000	900,000	0	350

* A "Y" in the FORM A column means a simplified Form A was submitted. An "N" means the full Form R was submitted. Facilities may report using the Form A for a non-PBT chemical if the total annual reportable amount for that chemical does not exceed 500 pounds and the amount manufactured, processed, or otherwise used for that chemical does not exceed 1 million pounds. When filing a Form A, no amounts are reported but by default the appendix lists them as zero.

** TOTAL OTHER OFF-SITE TRANSFERS = ALL OF FORM R SECTION 6.2 OFF-SITE TRANSFERS (DISPOSAL + TREATMENT + ENERGY RECOVERY + RECYCLING)

Page F-31 of F-81

*** BAE SYSTEMS, ORDINANCE SYSTEMS INC. AND RADFORD ARMY AMMUNITION ARE THE SAME FACILITY, REPORTING UNDER TWO SEPERATE IDs THE SUMMARY REPORT REFLECTS ONLY ONE SET OF DATA VALUES FOR TOTALS.

2019 Toxics Release Inventory

Appendix F

Facility County/Independent City		On-Site Releases from Section 5 of Form R						On-Site Management from Section 8 of Form R				Off-Site Transfers from Section 6 of Form R	
Facility Name/Address		Fugitive Air (pounds)	Stack Air (pounds)	Total Air (pounds)	Land (pounds)	Water (pounds)	Total On-Site Releases (pounds)	Energy Recovery (pounds)	Recycling (pounds)	Treatment (pounds)	Total On-Site Management (pounds)	POTW (pounds)	Total Other Off-Site Transfers ** (pounds)
Chemical Name	form A*												
Total for Above County : (11 reports)		5,696	514,232	519,928	0	55,161	575,089	0	0	900,000	900,000	19	337,726
HARRISONBURG (CITY) CARGILL TURKEY PRODUCTION LLC								1 KRATZER AVE				NAICS Code	311119
COPPER COMPOUNDS	Y	0	0	0	0	0	0	0	0	0	0	0	0
MANGANESE COMPOUNDS	Y	0	0	0	0	0	0	0	0	0	0	0	0
ZINC COMPOUNDS	Y	0	0	0	0	0	0	0	0	0	0	0	0
Total for Cargill Turkey Production Llc		0	0	0	0	0	0	0	0	0	0	0	0
HARRISONBURG (CITY) DRIV								3160 ABBOTT LN				NAICS Code	336390
CHROMIUM	N	0	4	4	0	0	4	0	0	0	0	0	182,847
COBALT	N	0	4	4	0	0	4	0	0	0	0	0	7,663
COPPER	N	0	0	0	0	0	0	0	0	0	0	0	38,277
MANGANESE	N	0	1,318	1,318	0	0	1,318	0	0	0	0	0	192,547
NICKEL	N	0	4	4	0	0	4	0	0	0	0	0	93,706
Total for Driv		0	1,330	1,330	0	0	1,330	0	0	0	0	0	515,040
HARRISONBURG (CITY) GEORGE'S FOODS LLC FEED MILL								61 KRATZER RD				NAICS Code	311119
COPPER COMPOUNDS	Y	0	0	0	0	0	0	0	0	0	0	0	0
MANGANESE COMPOUNDS	Y	0	0	0	0	0	0	0	0	0	0	0	0
ZINC COMPOUNDS	Y	0	0	0	0	0	0	0	0	0	0	0	0
Total for George'S Foods Llc Feed Mill		0	0	0	0	0	0	0	0	0	0	0	0
HARRISONBURG (CITY) GILMER INDUSTRIES INC								560 STONE SPRING RD				NAICS Code	325611
CERTAIN GLYCOL ETHERS	N	0	0	0	0	0	0	0	0	0	0	48	48
DIETHANOLAMINE	N	0	0	0	0	0	0	0	0	0	0	1	1
NITRIC ACID	N	0	0	0	0	0	0	0	0	0	0	75	75

* A "Y" in the FORM A column means a simplified Form A was submitted. An "N" means the full Form R was submitted. Facilities may report using the Form A for a non-PBT chemical if the total annual reportable amount for that chemical does not exceed 500 pounds and the amount manufactured, processed, or otherwise used for that chemical does not exceed 1 million pounds. When filing a Form A, no amounts are reported but by default the appendix lists them as zero.

** TOTAL OTHER OFF-SITE TRANSFERS = ALL OF FORM R SECTION 6.2 OFF-SITE TRANSFERS (DISPOSAL + TREATMENT + ENERGY RECOVERY + RECYCLING)

Page F-32 of F-81

*** BAE SYSTEMS, ORDINANCE SYSTEMS INC. AND RADFORD ARMY AMMUNITION ARE THE SAME FACILITY, REPORTING UNDER TWO SEPERATE IDs THE SUMMARY REPORT REFLECTS ONLY ONE SET OF DATA VALUES FOR TOTALS.

2019 Toxics Release Inventory

Appendix F

Facility County/Independent City		On-Site Releases from Section 5 of Form R						On-Site Management from Section 8 of Form R				Off-Site Transfers from Section 6 of Form R	
Facility Name/Address		Fugitive Air (pounds)	Stack Air (pounds)	Total Air (pounds)	Land (pounds)	Water (pounds)	Total On-Site Releases (pounds)	Energy Recovery (pounds)	Recycling (pounds)	Treatment (pounds)	Total On-Site Management (pounds)	POTW (pounds)	Total Other Off-Site Transfers ** (pounds)
Chemical Name	form A*												
Total for Gilmer Industries Inc		0	0	0	0	0	0	0	0	0	0	124	124
HARRISONBURG (CITY)	KERRY INC.							1711 N LIBERTY ST				NAICS Code	311613
NITRATE COMPOUNDS	N	0	0	0	0	0	0	0	0	0	0	0	10,285
Total for Kerry Inc.		0	0	0	0	0	0	0	0	0	0	0	10,285
HARRISONBURG (CITY)	PILGRIM'S PRIDE CORP HARRISONBURG FEEDMILL							590 MT CLINTON PIKE				NAICS Code	311119
COPPER COMPOUNDS	Y	0	0	0	0	0	0	0	0	0	0	0	0
MANGANESE COMPOUNDS	Y	0	0	0	0	0	0	0	0	0	0	0	0
ZINC COMPOUNDS	Y	0	0	0	0	0	0	0	0	0	0	0	0
Total for Pilgrim'S Pride Corp Harrisonburg Feedmill		0	0	0	0	0	0	0	0	0	0	0	0
HARRISONBURG (CITY)	QUARLES PETROLEUM INC HARRISONBURG BULK PLANT							1006 W MARKET ST				NAICS Code	424710
1,2,4-TRIMETHYLBENZENE	Y	0	0	0	0	0	0	0	0	0	0	0	0
BENZENE	Y	0	0	0	0	0	0	0	0	0	0	0	0
ETHYLBENZENE	Y	0	0	0	0	0	0	0	0	0	0	0	0
N-HEXANE	Y	0	0	0	0	0	0	0	0	0	0	0	0
TOLUENE	Y	0	0	0	0	0	0	0	0	0	0	0	0
XYLENE (MIXED ISOMERS)	Y	0	0	0	0	0	0	0	0	0	0	0	0
Total for Quarles Petroleum Inc Harrisonburg Bulk Pl		0	0	0	0	0	0	0	0	0	0	0	0
Total for Above County : (24 reports)		0	1,330	1,330	0	0	1,330	0	0	0	0	124	525,449
HENRICO	ENNIS-FLINT RICHMOND							4400 VAWTER AVE				NAICS Code	325510
CERTAIN GLYCOL ETHERS	N	0	64	64	0	0	64	0	0	0	0	0	0
METHANOL	N	0	9,729	9,729	0	0	9,729	0	0	0	0	0	0
Total for Ennis-Flint Richmond		0	9,793	9,793	0	0	9,793	0	0	0	0	0	0

* A "Y" in the FORM A column means a simplified Form A was submitted. An "N" means the full Form R was submitted. Facilities may report using the Form A for a non-PBT chemical if the total annual reportable amount for that chemical does not exceed 500 pounds and the amount manufactured, processed, or otherwise used for that chemical does not exceed 1 million pounds. When filing a Form A, no amounts are reported but by default the appendix lists them as zero.

** TOTAL OTHER OFF-SITE TRANSFERS = ALL OF FORM R SECTION 6.2 OFF-SITE TRANSFERS (DISPOSAL + TREATMENT + ENERGY RECOVERY + RECYCLING)

Page F-33 of F-81

*** BAE SYSTEMS, ORDINANCE SYSTEMS INC. AND RADFORD ARMY AMMUNITION ARE THE SAME FACILITY, REPORTING UNDER TWO SEPERATE IDs THE SUMMARY REPORT REFLECTS ONLY ONE SET OF DATA VALUES FOR TOTALS.

2019 Toxics Release Inventory

Appendix F

Facility County/Independent City		On-Site Releases from Section 5 of Form R						On-Site Management from Section 8 of Form R				Off-Site Transfers from Section 6 of Form R	
Facility Name/Address		Fugitive Air (pounds)	Stack Air (pounds)	Total Air (pounds)	Land (pounds)	Water (pounds)	Total On-Site Releases (pounds)	Energy Recovery (pounds)	Recycling (pounds)	Treatment (pounds)	Total On-Site Management (pounds)	POTW (pounds)	Total Other Off-Site Transfers ** (pounds)
Chemical Name	form A*												
HENRICO	IR ENGRAVING LLC							5901 LEWIS RD				NAICS Code	323111
COPPER	N	1	1	2	0	0	2	0	0	0	0	1	1,342
NITRIC ACID	N	0	220	220	0	0	220	0	0	0	0	0	2,977
Total for Ir Engraving Llc		1	221	222	0	0	222	0	0	0	0	1	4,319
HENRICO	JOHNS MANVILLE CORP HAMILTON PLANT							7400 RANCO RD				NAICS Code	322220
ANTIMONY COMPOUNDS	N	0	0	0	0	0	0	0	0	0	0	0	1,107
Total for Johns Manville Corp Hamilton Plant		0	0	0	0	0	0	0	0	0	0	0	1,107
HENRICO	SOUTHERN GRAPHIC SYSTEMS LLC							5301 LEWIS RD				NAICS Code	323120
COPPER COMPOUNDS	N	26	237	263	0	0	263	0	0	0	0	0	48,753
Total for Southern Graphic Systems Llc		26	237	263	0	0	263	0	0	0	0	0	48,753
Total for Above County : (6 reports)		27	10,251	10,278	0	0	10,278	0	0	0	0	1	54,179
HENRY	BASSETT PLANT 11							PATRIOT CENTRE AT BEAVER CREEK				NAICS Code	337122
N-BUTYL ALCOHOL	N	0	10,618	10,618	0	0	10,618	0	0	0	0	0	10,617
TOLUENE	N	0	9,397	9,397	0	0	9,397	0	0	0	0	0	9,396
Total for Bassett Plant 11		0	20,015	20,015	0	0	20,015	0	0	0	0	0	20,013
HENRY	CPFILMS, INC.							345 BEAVER CREEK DR				NAICS Code	326112
DIISOCYANATES	N	0	0	0	0	0	0	0	0	0	0	0	9,362
ETHYLENE GLYCOL	N	5	1,977	1,982	0	0	1,982	0	1,741,295	53,560	1,794,855	10,006	41,105
METHYL ISOBUTYL KETONE	N	5	126	131	0	0	131	0	0	12,431	12,431	0	5
N-HEXANE	N	5	710	715	0	0	715	0	0	70,276	70,276	0	7,189
N-METHYL-2-PYRROLIDONE	N	5	32	37	0	0	37	0	0	75,597	75,597	20,282	631,629
TOLUENE	N	5	7,141	7,146	0	0	7,146	0	0	664,691	664,691	0	43,486

* A "Y" in the FORM A column means a simplified Form A was submitted. An "N" means the full Form R was submitted. Facilities may report using the Form A for a non-PBT chemical if the total annual reportable amount for that chemical does not exceed 500 pounds and the amount manufactured, processed, or otherwise used for that chemical does not exceed 1 million pounds. When filing a Form A, no amounts are reported but by default the appendix lists them as zero.

** TOTAL OTHER OFF-SITE TRANSFERS = ALL OF FORM R SECTION 6.2 OFF-SITE TRANSFERS (DISPOSAL + TREATMENT + ENERGY RECOVERY + RECYCLING)

Page F-34 of F-81

*** BAE SYSTEMS, ORDINANCE SYSTEMS INC. AND RADFORD ARMY AMMUNITION ARE THE SAME FACILITY, REPORTING UNDER TWO SEPERATE IDs THE SUMMARY REPORT REFLECTS ONLY ONE SET OF DATA VALUES FOR TOTALS.

2019 Toxics Release Inventory

Appendix F

Facility County/Independent City		On-Site Releases from Section 5 of Form R						On-Site Management from Section 8 of Form R				Off-Site Transfers from Section 6 of Form R	
Facility Name/Address		Fugitive Air (pounds)	Stack Air (pounds)	Total Air (pounds)	Land (pounds)	Water (pounds)	Total On-Site Releases (pounds)	Energy Recovery (pounds)	Recycling (pounds)	Treatment (pounds)	Total On-Site Management (pounds)	POTW (pounds)	Total Other Off-Site Transfers ** (pounds)
Chemical Name	form A*												
Total for Cpfilms, Inc.		25	9,986	10,011	0	0	10,011	0	1,741,295	876,555	2,617,850	30,288	732,776
HENRY	EASTMAN PERFORMANCE FILMS, LLC - PLANT II							4129 THE GREAT RD				NAICS Code	326130
ACRYLIC ACID	N	36	711	747	0	0	747	0	0	41,900	41,900	0	3,210
ETHYLENE GLYCOL	N	96,100	4,100	100,200	0	0	100,200	0	0	594,000	594,000	75,000	204,880
METHYL ISOBUTYL KETONE	N	80	1,600	1,680	0	0	1,680	0	0	46,200	46,200	0	8,267
N-HEXANE	N	66	1,320	1,386	0	0	1,386	0	0	97,000	97,000	0	0
N-METHYL-2-PYRROLIDONE	N	129,000	494	129,494	0	0	129,494	0	0	600,000	600,000	22,800	529,010
TOLUENE	N	449	9,000	9,449	0	0	9,449	0	0	516,000	516,000	0	61,830
Total for Eastman Performance Films, Llc - Plant li		225,731	17,225	242,956	0	0	242,956	0	0	1,895,100	1,895,100	97,800	807,197
HENRY	EASTMAN PERFORMANCE FILMS, LLC-AXTON FACILITY							47 BRENDA DR				NAICS Code	326130
ETHYLENE GLYCOL	N	2,100	943	3,043	0	0	3,043	0	0	0	0	0	9,240
N-METHYL-2-PYRROLIDONE	N	6,410	75	6,485	0	0	6,485	0	0	0	0	0	19,490
Total for Eastman Performance Films, Llc-Axton Faci		8,510	1,018	9,528	0	0	9,528	0	0	0	0	0	28,730
HENRY	EASTMAN PERFORMANCE FILMS, LLC-PLANT 1							4210 THE GREAT RD				NAICS Code	326130
TOLUENE	N	159	3,190	3,349	0	0	3,349	0	0	183,000	183,000	0	49,600
Total for Eastman Performance Films, Llc-Plant 1		159	3,190	3,349	0	0	3,349	0	0	183,000	183,000	0	49,600
HENRY	MEHLER ENGINEERED PRODUCTS							175 MEHLER LN				NAICS Code	314994
DIISOCYANATES	N	0	0	0	0	0	0	0	0	0	0	0	720
TOLUENE	N	283	7	290	0	0	290	687,495	0	0	687,495	0	13,327
XYLENE (MIXED ISOMERS)	N	5	0	5	0	0	5	27,618	0	0	27,618	0	274
Total for Mehler Engineered Products		288	7	295	0	0	295	715,113	0	0	715,113	0	14,321
HENRY	RTI MARTINSVILLE INC							101 RTI WAY				NAICS Code	332112

* A "Y" in the FORM A column means a simplified Form A was submitted. An "N" means the full Form R was submitted. Facilities may report using the Form A for a non-PBT chemical if the total annual reportable amount for that chemical does not exceed 500 pounds and the amount manufactured, processed, or otherwise used for that chemical does not exceed 1 million pounds. When filing a Form A, no amounts are reported but by default the appendix lists them as zero.

** TOTAL OTHER OFF-SITE TRANSFERS = ALL OF FORM R SECTION 6.2 OFF-SITE TRANSFERS (DISPOSAL + TREATMENT + ENERGY RECOVERY + RECYCLING)

Page F-35 of F-81

*** BAE SYSTEMS, ORDINANCE SYSTEMS INC. AND RADFORD ARMY AMMUNITION ARE THE SAME FACILITY, REPORTING UNDER TWO SEPERATE IDs THE SUMMARY REPORT REFLECTS ONLY ONE SET OF DATA VALUES FOR TOTALS.

2019 Toxics Release Inventory

Appendix F

Facility County/Independent City		On-Site Releases from Section 5 of Form R						On-Site Management from Section 8 of Form R				Off-Site Transfers from Section 6 of Form R	
Facility Name/Address		Fugitive Air (pounds)	Stack Air (pounds)	Total Air (pounds)	Land (pounds)	Water (pounds)	Total On-Site Releases (pounds)	Energy			Total On-Site Management (pounds)	POTW (pounds)	Total Other Off-Site Transfers ** (pounds)
Chemical Name	form A*							Recovery (pounds)	Recycling (pounds)	Treatment (pounds)			
ALUMINUM (FUME OR DUST)	N	11	1,125	1,136	0	0	1,136	0	0	0	0	0	59,505
Total for Rti Martinsville Inc		11	1,125	1,136	0	0	1,136	0	0	0	0	0	59,505
Total for Above County : (21 reports)		234,724	52,566	287,290	0	0	287,290	715,113	1,741,295	2,954,655	5,411,063	128,088	1,712,142
HOPEWELL (CITY)		ADVANSIX INC HOPEWELL PLANT						905 E RANDOLPH RD				NAICS Code	325199
ACETALDEHYDE	N	1,099	698	1,797	0	0	1,797	0	0	317,044	317,044	1,191	0
AMMONIA	N	6,124	868,105	874,229	0	72,678	946,907	0	0	0	0	88,873	3,052
BENZENE	N	552	8,298	8,850	0	289	9,139	0	82,083	176,033	258,116	134	18
COPPER COMPOUNDS	N	0	0	0	0	2,393	2,393	0	0	0	0	94	4,103
CYCLOHEXANOL	N	641	3,208	3,849	0	61,886	65,735	0	0	22,884	22,884	32,811	0
ETHYLENE GLYCOL	N	0	0	0	0	0	0	0	0	0	0	14,337	380
METHANOL	N	212	12,123	12,335	0	0	12,335	1,160,820	0	0	1,160,820	4,798	453
NITRATE COMPOUNDS	N	0	3,420	3,420	0	132,508	135,928	0	0	0	0	324,053	0
PHENOL	N	1,089	20,992	22,081	0	1,446	23,527	0	0	46,529	46,529	7,744	1,004,539
SULFURIC ACID (1994 AND AFTER "	N	3,539	43,338	46,877	0	0	46,877	0	1,640,520	0	1,640,520	0	0
TOLUENE	N	2,096	10,105	12,201	0	276	12,477	0	70,691	225,532	296,223	526	1,611
Total for Advansix Inc Hopewell Plant		15,352	970,287	985,639	0	271,476	1,257,115	1,160,820	1,793,294	788,022	3,742,136	474,561	1,014,156
HOPEWELL (CITY)		ASHLAND SPECIALTY INGREDIENTS GP						1111 HERCULES RD				NAICS Code	325199
CERTAIN GLYCOL ETHERS	N	9	0	9	0	0	9	0	0	0	0	0	261,556
CHLOROACETIC ACID	N	828	2	830	0	0	830	0	0	0	0	0	0
CHLOROETHANE	N	78,091	1,886	79,977	0	0	79,977	0	81,736	0	81,736	16	2
ETHYLENE	N	5,440	61,649	67,089	0	0	67,089	0	0	0	0	0	0
ETHYLENE GLYCOL	N	72	0	72	0	0	72	0	0	0	0	2,298,660	2,182,765

* A "Y" in the FORM A column means a simplified Form A was submitted. An "N" means the full Form R was submitted. Facilities may report using the Form A for a non-PBT chemical if the total annual reportable amount for that chemical does not exceed 500 pounds and the amount manufactured, processed, or otherwise used for that chemical does not exceed 1 million pounds. When filing a Form A, no amounts are reported but by default the appendix lists them as zero.

** TOTAL OTHER OFF-SITE TRANSFERS = ALL OF FORM R SECTION 6.2 OFF-SITE TRANSFERS (DISPOSAL + TREATMENT + ENERGY RECOVERY + RECYCLING)

Page F-36 of F-81

*** BAE SYSTEMS, ORDINANCE SYSTEMS INC. AND RADFORD ARMY AMMUNITION ARE THE SAME FACILITY, REPORTING UNDER TWO SEPERATE IDs THE SUMMARY REPORT REFLECTS ONLY ONE SET OF DATA VALUES FOR TOTALS.

2019 Toxics Release Inventory

Appendix F

Facility County/Independent City		On-Site Releases from Section 5 of Form R						On-Site Management from Section 8 of Form R				Off-Site Transfers from Section 6 of Form R	
Facility Name/Address		Fugitive Air (pounds)	Stack Air (pounds)	Total Air (pounds)	Land (pounds)	Water (pounds)	Total On-Site Releases (pounds)	Energy			Total On-Site Management (pounds)	POTW (pounds)	Total Other Off-Site Transfers ** (pounds)
Chemical Name	form A*							Recovery (pounds)	Recycling (pounds)	Treatment (pounds)			
ETHYLENE OXIDE	N	922	76	998	0	0	998	0	0	85	85	16	2
METHANOL	N	276,831	2,556	279,387	0	0	279,387	0	87,031,325	0	87,031,325	196,049	199,411
NITRATE COMPOUNDS	N	0	0	0	0	0	0	0	0	0	0	5,751,516	5,231,076
NITRIC ACID	N	2,311	5	2,316	0	0	2,316	0	0	0	0	0	0
PROPYLENE OXIDE	N	2,541	132	2,673	0	0	2,673	0	0	108	108	15	1
TERT-BUTYL ALCOHOL	N	96,765	7,189	103,954	0	0	103,954	0	180,023,792	0	180,023,792	86,325	84,770
Total for Ashland Specialty Ingredients Gp		463,810	73,495	537,305	0	0	537,305	0	267,136,853	193	267,137,046	8,332,597	7,959,583
HOPEWELL (CITY) EVONIK INDUSTRIES								914 E RANDOLPH RD				NAICS Code	325613
ACRYLIC ACID	N	0	660	660	0	0	660	0	0	0	0	176	756
ALLYL ALCOHOL	N	27	120	148	0	0	148	0	0	2,404	2,404	0	0
CHLOROACETIC ACID	N	0	289	289	0	0	289	0	0	5,780	5,780	0	0
ETHYLENE GLYCOL	N	2	479	480	0	0	480	0	0	0	0	7,678	0
ETHYLENE OXIDE	N	56	17	73	0	0	73	0	0	0	0	0	0
N-BUTYL ALCOHOL	N	27	18	46	0	0	46	0	0	363	363	0	6,912
PROPYLENE OXIDE	N	50	17	67	0	0	67	0	0	17,174	17,174	0	0
Total for Evonik Industries		163	1,601	1,763	0	0	1,763	0	0	25,721	25,721	7,854	7,668
HOPEWELL (CITY) WESTROCK CP LLC								910 INDUSTRIAL ST				NAICS Code	322130
AMMONIA	N	0	54,600	54,600	0	0	54,600	0	0	0	0	6,600	3,960
BARIUM COMPOUNDS	N	0	556	556	0	0	556	0	0	0	0	0	15,700
CATECHOL	N	0	0	0	0	0	0	0	0	0	0	414	381
FORMALDEHYDE	N	0	5,220	5,220	0	0	5,220	0	0	2,070	2,070	6,141	5,650
HYDROCHLORIC ACID (1995 AND A	N	0	30,400	30,400	0	0	30,400	0	0	0	0	0	0
HYDROGEN SULFIDE	N	0	20,100	20,100	0	0	20,100	0	0	49,200	49,200	160,000	160,000

* A "Y" in the FORM A column means a simplified Form A was submitted. An "N" means the full Form R was submitted. Facilities may report using the Form A for a non-PBT chemical if the total annual reportable amount for that chemical does not exceed 500 pounds and the amount manufactured, processed, or otherwise used for that chemical does not exceed 1 million pounds. When filing a Form A, no amounts are reported but by default the appendix lists them as zero.

** TOTAL OTHER OFF-SITE TRANSFERS = ALL OF FORM R SECTION 6.2 OFF-SITE TRANSFERS (DISPOSAL + TREATMENT + ENERGY RECOVERY + RECYCLING)

Page F-37 of F-81

*** BAE SYSTEMS, ORDINANCE SYSTEMS INC. AND RADFORD ARMY AMMUNITION ARE THE SAME FACILITY, REPORTING UNDER TWO SEPERATE IDs THE SUMMARY REPORT REFLECTS ONLY ONE SET OF DATA VALUES FOR TOTALS.

2019 Toxics Release Inventory

Appendix F

Facility County/Independent City		On-Site Releases from Section 5 of Form R						On-Site Management from Section 8 of Form R				Off-Site Transfers from Section 6 of Form R	
Facility Name/Address		Fugitive Air (pounds)	Stack Air (pounds)	Total Air (pounds)	Land (pounds)	Water (pounds)	Total On-Site Releases (pounds)	Energy Recovery (pounds)	Recycling (pounds)	Treatment (pounds)	Total On-Site Management (pounds)	POTW (pounds)	Total Other Off-Site Transfers ** (pounds)
Chemical Name	form A*												
MANGANESE COMPOUNDS	N	0	110	110	0	0	110	0	0	0	0	26,206	116,000
METHANOL	N	0	222,000	222,000	0	0	222,000	0	0	247,000	247,000	5,209,200	4,790,000
PHENOL	N	0	5,390	5,390	0	0	5,390	0	0	1,480	1,480	6,033	5,550
Total for Westrock Cp Llc		0	338,376	338,376	0	0	338,376	0	0	299,750	299,750	5,414,594	5,097,241
HOPEWELL (CITY)	WESTROCK CP, LLC							910 INDUSTRIAL ST				NAICS Code	322130
ACETALDEHYDE	N	0	10,500	10,500	0	0	10,500	0	0	2,850	2,850	0	89,800
Total for Westrock Cp, Llc		0	10,500	10,500	0	0	10,500	0	0	2,850	2,850	0	89,800
Total for Above County : (39 reports)		479,325	1,394,259	1,873,583	0	271,476	2,145,059	1,160,820	268,930,147	1,116,536	271,207,503	14,229,606	14,168,448
ISLE OF WIGHT	INTERNATIONAL PAPER FRANKLIN MILL							34040 UNION CAMP DR				NAICS Code	322110
ACETALDEHYDE	N	6,997	20,964	27,961	0	375	28,336	0	0	45,162	45,162	0	4
AMMONIA	N	0	117,824	117,824	0	1,263	119,087	0	0	173,076	173,076	0	18
BARIUM COMPOUNDS	N	0	22	22	0	452	474	0	0	0	0	0	3,911
CATECHOL	N	0	0	0	0	38	38	0	0	744	744	0	1
CHLORINE	N	5	6,025	6,030	0	0	6,030	0	0	234,377	234,377	0	0
CHLORINE DIOXIDE	N	5	1,830	1,835	0	0	1,835	0	0	9,914,170	9,914,170	0	0
CRESOL (MIXED ISOMERS)	N	14,268	2,628	16,896	0	5	16,901	0	0	9,438	9,438	0	3
FORMALDEHYDE	N	818	8,000	8,818	0	1,103	9,921	0	0	35,196	35,196	0	13
FORMIC ACID	N	0	0	0	0	81	81	0	0	0	0	0	0
HYDROCHLORIC ACID (1995 AND A	N	0	52,348	52,348	0	0	52,348	0	0	0	0	0	0
HYDROGEN SULFIDE	N	91,975	50,053	142,028	0	169	142,197	0	0	484,130	484,130	0	320
MANGANESE COMPOUNDS	N	0	60	60	0	6,087	6,147	0	0	0	0	0	48,412
METHANOL	N	306,418	462,330	768,748	0	0	768,748	0	0	6,712,595	6,712,595	0	4,427

* A "Y" in the FORM A column means a simplified Form A was submitted. An "N" means the full Form R was submitted. Facilities may report using the Form A for a non-PBT chemical if the total annual reportable amount for that chemical does not exceed 500 pounds and the amount manufactured, processed, or otherwise used for that chemical does not exceed 1 million pounds. When filing a Form A, no amounts are reported but by default the appendix lists them as zero.

** TOTAL OTHER OFF-SITE TRANSFERS = ALL OF FORM R SECTION 6.2 OFF-SITE TRANSFERS (DISPOSAL + TREATMENT + ENERGY RECOVERY + RECYCLING)

Page F-38 of F-81

*** BAE SYSTEMS, ORDINANCE SYSTEMS INC. AND RADFORD ARMY AMMUNITION ARE THE SAME FACILITY, REPORTING UNDER TWO SEPERATE IDs THE SUMMARY REPORT REFLECTS ONLY ONE SET OF DATA VALUES FOR TOTALS.

2019 Toxics Release Inventory

Appendix F

Facility County/Independent City		On-Site Releases from Section 5 of Form R						On-Site Management from Section 8 of Form R				Off-Site Transfers from Section 6 of Form R	
Facility Name/Address		Fugitive Air (pounds)	Stack Air (pounds)	Total Air (pounds)	Land (pounds)	Water (pounds)	Total On-Site Releases (pounds)	Energy Recovery (pounds)	Recycling (pounds)	Treatment (pounds)	Total On-Site Management (pounds)	POTW (pounds)	Total Other Off-Site Transfers ** (pounds)
Chemical Name	form A*												
NITRATE COMPOUNDS	N	0	0	0	0	24,027	24,027	0	0	0	0	0	22
PHENOL	N	640	16,578	17,218	0	6	17,224	0	0	2,488	2,488	0	3
Total for International Paper Franklin Mill		421,126	738,662	1,159,788	0	33,606	1,193,394	0	0	17,611,376	17,611,376	0	57,134
ISLE OF WIGHT												NAICS Code	311612
SMITHFIELD FRESH MEATS CORP SMITHFIELD, VA FACILITY								601 N CHURCH ST					
AMMONIA	N	24,181	198	24,379	0	70	24,449	0	0	0	0	7,673	29
HYDROGEN SULFIDE	N	27,338	159	27,497	0	0	27,497	0	0	0	0	104,216	19
NITRATE COMPOUNDS	N	0	0	0	0	250	250	0	0	0	0	1,510,972	953
Total for Smithfield Fresh Meats Corp Smithfield, Va		51,519	357	51,876	0	320	52,196	0	0	0	0	1,622,861	1,001
Total for Above County : (18 reports)		472,645	739,019	1,211,664	0	33,926	1,245,590	0	0	17,611,376	17,611,376	1,622,861	58,135
JAMES CITY								7801 POCAHONTAS TRAIL				NAICS Code	312120
ANHEUSER-BUSCH LLC													
AMMONIA	N	5,460	11,150	16,610	0	0	16,610	0	0	0	0	0	1,052
Total for Anheuser-Busch Llc		5,460	11,150	16,610	0	0	16,610	0	0	0	0	0	1,052
JAMES CITY								8935 POCAHONTAS TRAIL JAMES RIVER COMMISSION				NAICS Code	332431
BALL METAL BEVERAGE CONTAINER CORP													
CERTAIN GLYCOL ETHERS	N	60,000	300,000	360,000	0	0	360,000	0	0	0	0	0	744
N-BUTYL ALCOHOL	N	37,000	170,000	207,000	0	0	207,000	0	0	0	0	0	302
SULFURIC ACID (1994 AND AFTER "	Y	0	0	0	0	0	0	0	0	0	0	0	0
Total for Ball Metal Beverage Container Corp		97,000	470,000	567,000	0	0	567,000	0	0	0	0	0	1,046
JAMES CITY								7992 RICHMOND RD				NAICS Code	332813
GREYSTONE OF VIRGINIA INC													
CHROMIUM COMPOUNDS(EXCEPT	N	0	0	0	0	0	0	0	0	0	0	34	9,003
Total for Greystone Of Virginia Inc		0	0	0	0	0	0	0	0	0	0	34	9,003
Total for Above County : (5 reports)		102,460	481,150	583,610	0	0	583,610	0	0	0	0	34	11,101

* A "Y" in the FORM A column means a simplified Form A was submitted. An "N" means the full Form R was submitted. Facilities may report using the Form A for a non-PBT chemical if the total annual reportable amount for that chemical does not exceed 500 pounds and the amount manufactured, processed, or otherwise used for that chemical does not exceed 1 million pounds. When filing a Form A, no amounts are reported but by default the appendix lists them as zero.

** TOTAL OTHER OFF-SITE TRANSFERS = ALL OF FORM R SECTION 6.2 OFF-SITE TRANSFERS (DISPOSAL + TREATMENT + ENERGY RECOVERY + RECYCLING)

Page F-39 of F-81

*** BAE SYSTEMS, ORDINANCE SYSTEMS INC. AND RADFORD ARMY AMMUNITION ARE THE SAME FACILITY, REPORTING UNDER TWO SEPERATE IDs THE SUMMARY REPORT REFLECTS ONLY ONE SET OF DATA VALUES FOR TOTALS.

2019 Toxics Release Inventory

Appendix F

Facility County/Independent City		On-Site Releases from Section 5 of Form R						On-Site Management from Section 8 of Form R				Off-Site Transfers from Section 6 of Form R	
Facility Name/Address		Fugitive Air (pounds)	Stack Air (pounds)	Total Air (pounds)	Land (pounds)	Water (pounds)	Total On-Site Releases (pounds)	Energy			Total On-Site Management (pounds)	POTW (pounds)	Total Other Off-Site Transfers ** (pounds)
Chemical Name	form A*							Recovery (pounds)	Recycling (pounds)	Treatment (pounds)			
KING GEORGE BIRCHWOOD POWER FACILITY								10900 BIRCHWOOD DR				NAICS Code	221112
AMMONIA	N	44	29	73	0	0	73	0	0	42,117	42,117	0	251
HYDROCHLORIC ACID (1995 AND A	N	0	736	736	0	0	736	0	0	61,271	61,271	0	0
SULFURIC ACID (1994 AND AFTER "	N	0	103	103	0	0	103	0	0	22,544	22,544	0	0
Total for Birchwood Power Facility		44	868	912	0	0	912	0	0	125,932	125,932	0	251
KING GEORGE CMC REBAR VA KING GEORGE								10924 DENNIS W KERNS PKWY				NAICS Code	332312
NICKEL COMPOUNDS	Y	0	0	0	0	0	0	0	0	0	0	0	0
Total for Cmc Rebar Va King George		0	0	0	0	0	0	0	0	0	0	0	0
Total for Above County : (4 reports)		44	868	912	0	0	912	0	0	125,932	125,932	0	251
KING WILLIAM WESTROCK CP, LLC								1901 MAIN ST				NAICS Code	322110
ACETALDEHYDE	N	56	24,794	24,850	0	1,179	26,029	0	0	19,200	19,200	0	1
AMMONIA	N	254	129,045	129,300	0	879	130,178	0	0	0	0	0	0
BARIUM COMPOUNDS	N	0	608	608	0	0	608	0	0	0	0	0	28,924
CATECHOL	N	0	0	0	0	4	5	0	0	438	438	0	0
CHLORINE	N	5	7	12	0	0	12	0	0	667	667	0	0
CHLORINE DIOXIDE	N	5	70	75	0	0	75	0	0	6,920	6,920	0	0
CRESOL (MIXED ISOMERS)	N	7	247	254	0	4	258	0	0	15,300	15,300	0	0
FORMALDEHYDE	N	11	11,034	11,045	0	672	11,717	0	0	12,800	12,800	0	1
FORMIC ACID	N	0	1	1	0	3,054	3,054	0	0	11	11	0	1
HYDROCHLORIC ACID (1995 AND A	N	0	44,677	44,677	0	0	44,677	0	0	21,400	21,400	0	0
HYDROGEN SULFIDE	N	5,092	44,898	49,991	0	183	50,174	0	0	224,639	224,639	0	11
MANGANESE COMPOUNDS	N	0	329	329	0	47,038	47,367	0	0	0	0	0	140,000

* A "Y" in the FORM A column means a simplified Form A was submitted. An "N" means the full Form R was submitted. Facilities may report using the Form A for a non-PBT chemical if the total annual reportable amount for that chemical does not exceed 500 pounds and the amount manufactured, processed, or otherwise used for that chemical does not exceed 1 million pounds. When filing a Form A, no amounts are reported but by default the appendix lists them as zero.

** TOTAL OTHER OFF-SITE TRANSFERS = ALL OF FORM R SECTION 6.2 OFF-SITE TRANSFERS (DISPOSAL + TREATMENT + ENERGY RECOVERY + RECYCLING)

Page F-40 of F-81

*** BAE SYSTEMS, ORDINANCE SYSTEMS INC. AND RADFORD ARMY AMMUNITION ARE THE SAME FACILITY, REPORTING UNDER TWO SEPERATE IDs THE SUMMARY REPORT REFLECTS ONLY ONE SET OF DATA VALUES FOR TOTALS.

2019 Toxics Release Inventory

Appendix F

Facility County/Independent City		On-Site Releases from Section 5 of Form R						On-Site Management from Section 8 of Form R				Off-Site Transfers from Section 6 of Form R	
Facility Name/Address													
Chemical Name	form A*	Fugitive Air (pounds)	Stack Air (pounds)	Total Air (pounds)	Land (pounds)	Water (pounds)	Total On-Site Releases (pounds)	Energy Recovery (pounds)	Recycling (pounds)	Treatment (pounds)	Total On-Site Management (pounds)	POTW (pounds)	Total Other Off-Site Transfers ** (pounds)
METHANOL	N	9,095	434,621	443,716	0	6,563	450,279	0	0	3,670,000	3,670,000	0	88
PHENOL	N	18	16,464	16,482	0	1,954	18,436	0	0	8,610	8,610	0	1
ZINC COMPOUNDS	N	0	171	171	0	558	729	0	0	0	0	0	20,439
Total for Westrock Cp, Llc		14,544	706,964	721,508	0	62,088	783,596	0	0	3,979,985	3,979,985	0	189,466
Total for Above County : (15 reports)		14,544	706,964	721,508	0	62,088	783,596	0	0	3,979,985	3,979,985	0	189,466

LOUDOUN		CHANTILLY READY MIX CONCRETE						25232 WILLARD ROAD				NAICS Code	327320
NITRATE COMPOUNDS	Y	0	0	0	0	0	0	0	0	0	0	0	0
Total for Chantilly Ready Mix Concrete		0	0	0	0	0	0	0	0	0	0	0	0

LOUDOUN		MENZIES AVIATION FUELING OPERATIONS WASH DULLES INTERN						TANK FARM RD BUILDING 2				NAICS Code	424710
1,2,4-TRIMETHYLBENZENE	N	117	0	117	0	0	117	0	0	0	0	0	0
ARSENIC	N	1	0	1	0	0	1	0	0	0	0	0	0
BENZENE	N	75	0	75	0	0	75	0	0	0	0	0	0
BERYLLIUM	N	0	0	0	0	0	0	0	0	0	0	0	0
CADMIUM	N	0	0	0	0	0	0	0	0	0	0	0	0
CHROMIUM	N	1	0	1	0	0	1	0	0	0	0	0	0
ETHYLBENZENE	N	75	0	75	0	0	75	0	0	0	0	0	0
METHYL TERT-BUTYL ETHER	N	704	0	704	0	0	704	0	0	0	0	0	0
NAPHTHALENE	N	179	0	179	0	0	179	0	7,725	0	7,725	0	1,387
N-HEXANE	N	47	0	47	0	0	47	0	0	0	0	0	0
TOLUENE	N	338	0	338	0	0	338	0	0	0	0	0	0
XYLENE (MIXED ISOMERS)	N	337	0	337	0	0	337	0	0	0	0	0	0
Total for Menzies Aviation Fueling Operations Wash		1,874	0	1,874	0	0	1,874	0	7,725	0	7,725	0	1,387

* A "Y" in the FORM A column means a simplified Form A was submitted. An "N" means the full Form R was submitted. Facilities may report using the Form A for a non-PBT chemical if the total annual reportable amount for that chemical does not exceed 500 pounds and the amount manufactured, processed, or otherwise used for that chemical does not exceed 1 million pounds. When filing a Form A, no amounts are reported but by default the appendix lists them as zero.

** TOTAL OTHER OFF-SITE TRANSFERS = ALL OF FORM R SECTION 6.2 OFF-SITE TRANSFERS (DISPOSAL + TREATMENT + ENERGY RECOVERY + RECYCLING)

Page F-41 of F-81

*** BAE SYSTEMS, ORDINANCE SYSTEMS INC. AND RADFORD ARMY AMMUNITION ARE THE SAME FACILITY, REPORTING UNDER TWO SEPERATE IDs THE SUMMARY REPORT REFLECTS ONLY ONE SET OF DATA VALUES FOR TOTALS.

2019 Toxics Release Inventory

Appendix F

Facility County/Independent City		On-Site Releases from Section 5 of Form R						On-Site Management from Section 8 of Form R				Off-Site Transfers from Section 6 of Form R	
Facility Name/Address		Fugitive Air (pounds)	Stack Air (pounds)	Total Air (pounds)	Land (pounds)	Water (pounds)	Total On-Site Releases (pounds)	Energy Recovery (pounds)	Recycling (pounds)	Treatment (pounds)	Total On-Site Management (pounds)	POTW (pounds)	Total Other Off-Site Transfers ** (pounds)
Chemical Name	form A*												
LOUDOUN	SUPERIOR CONCRETE MATERIALS INC. - DULLES							44146 WADE DR				NAICS Code	327320
NITRATE COMPOUNDS	Y	0	0	0	0	0	0	0	0	0	0	0	0
Total for Superior Concrete Materials Inc. - Dulles		0	0	0	0	0	0	0	0	0	0	0	0
LOUDOUN	TTM TECHNOLOGIES NA LLC							1200 SEVERN WAY				NAICS Code	334412
COPPER COMPOUNDS	N	0	0	0	0	0	0	0	0	0	0	342	157,661
FORMALDEHYDE	Y	0	0	0	0	0	0	0	0	0	0	0	0
NITRATE COMPOUNDS	N	0	0	0	0	0	0	0	0	0	0	32,457	29,219
NITRIC ACID	N	5	5	10	0	0	10	0	0	32,988	32,988	0	2,592
Total for Ttm Technologies Na Llc		5	5	10	0	0	10	0	0	32,988	32,988	32,799	189,473
LOUDOUN	TTM TECHNOLOGIES NORTH AMERICA, LLC.							1200 SEVERN WAY				NAICS Code	334412
AMMONIA	N	263	6,504	6,767	0	0	6,767	0	0	0	0	0	10,777
SULFURIC ACID (1994 AND AFTER "	N	5	5	10	0	0	10	0	0	650	650	0	0
Total for Ttm Technologies North America, Llc.		268	6,509	6,777	0	0	6,777	0	0	650	650	0	10,777
LOUDOUN	VIRGINIA CONCRETE CO INC-CHANTILLY							25086 TANNER LN				NAICS Code	327320
NITRATE COMPOUNDS	N	0	0	0	0	304	304	0	0	0	0	0	0
Total for Virginia Concrete Co Inc-Chantilly		0	0	0	0	304	304	0	0	0	0	0	0
LOUDOUN	VIRGINIA CONCRETE COCHRAN MILL							42574 COCHRAN MILL RD				NAICS Code	327320
NITRATE COMPOUNDS	N	0	0	0	0	400	400	0	0	0	0	0	0
Total for Virginia Concrete Cochran Mill		0	0	0	0	400	400	0	0	0	0	0	0
LOUDOUN	VIRGINIA CONCRETE DULLES PLANT							44866 OLD OX RD				NAICS Code	327320
NITRATE COMPOUNDS	N	0	0	0	0	1,003	1,003	0	0	0	0	0	0
Total for Virginia Concrete Dulles Plant		0	0	0	0	1,003	1,003	0	0	0	0	0	0

* A "Y" in the FORM A column means a simplified Form A was submitted. An "N" means the full Form R was submitted. Facilities may report using the Form A for a non-PBT chemical if the total annual reportable amount for that chemical does not exceed 500 pounds and the amount manufactured, processed, or otherwise used for that chemical does not exceed 1 million pounds. When filing a Form A, no amounts are reported but by default the appendix lists them as zero.

** TOTAL OTHER OFF-SITE TRANSFERS = ALL OF FORM R SECTION 6.2 OFF-SITE TRANSFERS (DISPOSAL + TREATMENT + ENERGY RECOVERY + RECYCLING)

Page F-42 of F-81

*** BAE SYSTEMS, ORDINANCE SYSTEMS INC. AND RADFORD ARMY AMMUNITION ARE THE SAME FACILITY, REPORTING UNDER TWO SEPERATE IDs THE SUMMARY REPORT REFLECTS ONLY ONE SET OF DATA VALUES FOR TOTALS.

2019 Toxics Release Inventory

Appendix F

Facility County/Independent City		On-Site Releases from Section 5 of Form R						On-Site Management from Section 8 of Form R				Off-Site Transfers from Section 6 of Form R	
Facility Name/Address		Fugitive Air (pounds)	Stack Air (pounds)	Total Air (pounds)	Land (pounds)	Water (pounds)	Total On-Site Releases (pounds)	Energy Recovery (pounds)	Recycling (pounds)	Treatment (pounds)	Total On-Site Management (pounds)	POTW (pounds)	Total Other Off-Site Transfers ** (pounds)
Chemical Name	form A*												
Total for Above County : (23 reports)		2,147	6,514	8,661	0	1,707	10,367	0	7,725	33,638	41,363	32,799	201,636
LOUISA GORDONSVILLE POWER STATION								819 HILL RD				NAICS Code	221112
1,2,4-TRIMETHYLBENZENE	Y	0	0	0	0	0	0	0	0	0	0	0	0
AMMONIA	N	0	5,260	5,260	0	0	5,260	0	0	0	0	0	0
NAPHTHALENE	Y	0	0	0	0	0	0	0	0	0	0	0	0
N-HEXANE	Y	0	0	0	0	0	0	0	0	0	0	0	0
Total for Gordonsville Power Station		0	5,260	5,260	0	0	5,260	0	0	0	0	0	0
LOUISA OLD DOMINION ELECTRIC CO-OP LOUISA GENERATION FACILITY								3352 KLOCKNER RD				NAICS Code	221112
1,2,4-TRIMETHYLBENZENE	Y	0	0	0	0	0	0	0	0	0	0	0	0
N-HEXANE	Y	0	0	0	0	0	0	0	0	0	0	0	0
Total for Old Dominion Electric Co-Op Louisa Genera		0	0	0	0	0	0	0	0	0	0	0	0
Total for Above County : (6 reports)		0	5,260	5,260	0	0	5,260	0	0	0	0	0	0
LUNENBURG VIRGINIA MARBLE MANUFACTURERS INC								1201 5TH AVE				NAICS Code	326191
STYRENE	N	0	49,720	49,720	0	0	49,720	0	0	0	0	0	0
STYRENE	N	0	62,500	62,500	0	0	62,500	0	0	0	0	0	0
Total for Virginia Marble Manufacturers Inc		0	112,220	112,220	0	0	112,220	0	0	0	0	0	0
Total for Above County : (2 reports)		0	112,220	112,220	0	0	112,220	0	0	0	0	0	0
LYNCHBURG (CITY) BANKER STEEL COMPANY, LLC								1619 WYTHE RD				NAICS Code	332312
MANGANESE	N	0	0	0	0	0	0	0	0	0	0	0	21,823
NICKEL	N	0	0	0	0	0	0	0	0	0	0	0	22,171
Total for Banker Steel Company, Llc		0	0	0	0	0	0	0	0	0	0	0	43,994

* A "Y" in the FORM A column means a simplified Form A was submitted. An "N" means the full Form R was submitted. Facilities may report using the Form A for a non-PBT chemical if the total annual reportable amount for that chemical does not exceed 500 pounds and the amount manufactured, processed, or otherwise used for that chemical does not exceed 1 million pounds. When filing a Form A, no amounts are reported but by default the appendix lists them as zero.

** TOTAL OTHER OFF-SITE TRANSFERS = ALL OF FORM R SECTION 6.2 OFF-SITE TRANSFERS (DISPOSAL + TREATMENT + ENERGY RECOVERY + RECYCLING)

Page F-43 of F-81

*** BAE SYSTEMS, ORDINANCE SYSTEMS INC. AND RADFORD ARMY AMMUNITION ARE THE SAME FACILITY, REPORTING UNDER TWO SEPERATE IDs THE SUMMARY REPORT REFLECTS ONLY ONE SET OF DATA VALUES FOR TOTALS.

2019 Toxics Release Inventory

Appendix F

Facility County/Independent City		On-Site Releases from Section 5 of Form R						On-Site Management from Section 8 of Form R				Off-Site Transfers from Section 6 of Form R	
Facility Name/Address		Fugitive Air (pounds)	Stack Air (pounds)	Total Air (pounds)	Land (pounds)	Water (pounds)	Total On-Site Releases (pounds)	Energy			Total On-Site Management (pounds)	POTW (pounds)	Total Other Off-Site Transfers ** (pounds)
Chemical Name	form A*							Recovery (pounds)	Recycling (pounds)	Treatment (pounds)			
LYNCHBURG (CITY) DAVIS-FROST INC								3416 CANDLERS MOUNTAIN RD				NAICS Code	325510
CERTAIN GLYCOL ETHERS	N	419	0	419	0	0	419	0	0	0	0	0	0
NONYLPHENOL	N	398	0	398	0	0	398	0	0	0	0	0	0
XYLENE (MIXED ISOMERS)	N	2,246	0	2,246	0	0	2,246	0	0	0	0	0	29,737
ZINC COMPOUNDS	N	332	0	332	0	0	332	0	0	0	0	0	0
Total for Davis-Frost Inc		3,395	0	3,395	0	0	3,395	0	0	0	0	0	29,737
LYNCHBURG (CITY) FLOWSERVE CORP LYNCHBURG VA								5114 WOODALL RD				NAICS Code	333995
COPPER	Y	0	0	0	0	0	0	0	0	0	0	0	0
DIISOCYANATES	Y	0	0	0	0	0	0	0	0	0	0	0	0
Total for Flowserve Corp Lynchburg Va		0	0	0	0	0	0	0	0	0	0	0	0
LYNCHBURG (CITY) FRITO LAY INCORPORATED								230 JEFFERSON RIDGE PARKWAY				NAICS Code	311919
NITRIC ACID	N	0	0	0	0	0	0	0	0	10,071	10,071	0	0
Total for Frito Lay Incorporated		0	0	0	0	0	0	0	0	10,071	10,071	0	0
LYNCHBURG (CITY) GRIFFIN PIPE PRODUCTS CO								10 ADAMS ST				NAICS Code	331511
DIISOCYANATES	N	0	0	0	0	0	0	0	0	0	0	0	2
MANGANESE COMPOUNDS	N	12	2,550	2,562	0	107	2,669	0	0	0	0	0	58,193
ZINC COMPOUNDS	N	54	70,766	70,820	0	18	70,838	0	0	0	0	1,760	879,685
Total for Griffin Pipe Products Co		66	73,316	73,382	0	125	73,506	0	0	0	0	1,760	937,880
LYNCHBURG (CITY) LSC COMMUNICATIONS / LYNCHBURG								4201 MURRAY PL				NAICS Code	323111
TOLUENE	N	0	4,382	4,382	0	0	4,382	0	0	0	0	0	66,245
ZINC COMPOUNDS	N	0	0	0	0	0	0	0	0	0	0	56	38
Total for Lsc Communications / Lynchburg		0	4,382	4,382	0	0	4,382	0	0	0	0	56	66,283

* A "Y" in the FORM A column means a simplified Form A was submitted. An "N" means the full Form R was submitted. Facilities may report using the Form A for a non-PBT chemical if the total annual reportable amount for that chemical does not exceed 500 pounds and the amount manufactured, processed, or otherwise used for that chemical does not exceed 1 million pounds. When filing a Form A, no amounts are reported but by default the appendix lists them as zero.

** TOTAL OTHER OFF-SITE TRANSFERS = ALL OF FORM R SECTION 6.2 OFF-SITE TRANSFERS (DISPOSAL + TREATMENT + ENERGY RECOVERY + RECYCLING)

Page F-44 of F-81

*** BAE SYSTEMS, ORDINANCE SYSTEMS INC. AND RADFORD ARMY AMMUNITION ARE THE SAME FACILITY, REPORTING UNDER TWO SEPERATE IDs THE SUMMARY REPORT REFLECTS ONLY ONE SET OF DATA VALUES FOR TOTALS.

2019 Toxics Release Inventory

Appendix F

Facility County/Independent City		On-Site Releases from Section 5 of Form R						On-Site Management from Section 8 of Form R				Off-Site Transfers from Section 6 of Form R	
Facility Name/Address		Fugitive Air (pounds)	Stack Air (pounds)	Total Air (pounds)	Land (pounds)	Water (pounds)	Total On-Site Releases (pounds)	Energy Recovery (pounds)	Recycling (pounds)	Treatment (pounds)	Total On-Site Management (pounds)	POTW (pounds)	Total Other Off-Site Transfers ** (pounds)
Chemical Name	form A*												
LYNCHBURG (CITY) NORCRAFT COMPANIES								1 MILLRACE DR				NAICS Code	337110
CERTAIN GLYCOL ETHERS	N	0	12,131	12,131	0	0	12,131	0	0	0	0	0	4,180
XYLENE (MIXED ISOMERS)	N	0	27,282	27,282	0	0	27,282	0	0	0	0	0	9,400
Total for Norcraft Companies		0	39,413	39,413	0	0	39,413	0	0	0	0	0	13,580
LYNCHBURG (CITY) SLOCUM ADHESIVES CORPORATION								1409 BUCHANAN ST				NAICS Code	325520
1-BROMOPROPANE	N	937	0	937	0	0	937	0	0	0	0	0	0
CYCLOHEXANE	N	350	0	350	0	0	350	0	0	0	0	0	0
DICHLOROMETHANE	N	11,661	0	11,661	0	0	11,661	0	0	0	0	0	0
N-HEXANE	N	8,691	0	8,691	0	0	8,691	0	0	0	0	0	0
TOLUENE	N	11,897	0	11,897	0	0	11,897	0	0	0	0	0	0
TRICHLOROETHYLENE	N	3,598	0	3,598	0	0	3,598	0	0	0	0	0	0
Total for Slocum Adhesives Corporation		37,134	0	37,134	0	0	37,134	0	0	0	0	0	0
LYNCHBURG (CITY) WESTOVER DAIRY								2801 FORT AVE				NAICS Code	311511
NITRIC ACID	N	0	0	0	0	0	0	0	0	8,194	8,194	0	0
Total for Westover Dairy		0	0	0	0	0	0	0	0	8,194	8,194	0	0
Total for Above County : (23 reports)		40,595	117,111	157,706	0	125	157,831	0	0	18,265	18,265	1,817	1,091,474
MADISON MADISON WOOD PRESERVERS INC.								216 OAK PARK RD				NAICS Code	321114
CHROMIUM COMPOUNDS(EXCEPT	N	0	0	0	0	21	21	0	0	0	0	0	0
COPPER COMPOUNDS	Y	0	0	0	0	0	0	0	0	0	0	0	0
Total for Madison Wood Preservers Inc.		0	0	0	0	21	21	0	0	0	0	0	0
Total for Above County : (2 reports)		0	0	0	0	21	21	0	0	0	0	0	0

* A "Y" in the FORM A column means a simplified Form A was submitted. An "N" means the full Form R was submitted. Facilities may report using the Form A for a non-PBT chemical if the total annual reportable amount for that chemical does not exceed 500 pounds and the amount manufactured, processed, or otherwise used for that chemical does not exceed 1 million pounds. When filing a Form A, no amounts are reported but by default the appendix lists them as zero.

** TOTAL OTHER OFF-SITE TRANSFERS = ALL OF FORM R SECTION 6.2 OFF-SITE TRANSFERS (DISPOSAL + TREATMENT + ENERGY RECOVERY + RECYCLING)

Page F-45 of F-81

*** BAE SYSTEMS, ORDINANCE SYSTEMS INC. AND RADFORD ARMY AMMUNITION ARE THE SAME FACILITY, REPORTING UNDER TWO SEPERATE IDs THE SUMMARY REPORT REFLECTS ONLY ONE SET OF DATA VALUES FOR TOTALS.

2019 Toxics Release Inventory

Appendix F

Facility County/Independent City		On-Site Releases from Section 5 of Form R						On-Site Management from Section 8 of Form R				Off-Site Transfers from Section 6 of Form R	
Facility Name/Address		Fugitive Air (pounds)	Stack Air (pounds)	Total Air (pounds)	Land (pounds)	Water (pounds)	Total On-Site Releases (pounds)	Energy Recovery (pounds)	Recycling (pounds)	Treatment (pounds)	Total On-Site Management (pounds)	POTW (pounds)	Total Other Off-Site Transfers ** (pounds)
Chemical Name	form A*												
MECKLENBURG AMERICAN BUILDINGS COMPANY-LA CROSSE								501 GOLDEN EAGLE DR				NAICS Code	332311
MANGANESE	N	24	0	24	0	0	24	0	0	0	0	0	10,684
Total for American Buildings Company-La Crosse		24	0	24	0	0	24	0	0	0	0	0	10,684
Total for Above County : (1 record)		24	0	24	0	0	24	0	0	0	0	0	10,684
MONTGOMERY ALLIANT TECHSYSTEMS OPERATIONS LLC (NEW RIVER ENERGETI								RT 114 RADFORD ARMY AMMUNITION PLANT				NAICS Code	325920
DIPHENYLAMINE	N	0	447	447	0	0	447	0	1,758	0	1,758	0	966
NITRATE COMPOUNDS	N	0	180	180	0	0	180	0	1,154	0	1,154	139,588	132,087
NITROGLYCERIN	N	0	33,693	33,693	0	0	33,693	0	115,117	0	115,117	71,470	112,567
Total for Alliant Techsystems Operations Llc (New Ri		0	34,320	34,320	0	0	34,320	0	118,029	0	118,029	211,058	245,620
MONTGOMERY BAE SYSTEMS, ORDNANCE SYSTEMS INC								RADFORD ARMY AMMUNITION PLANT 4050 N HICKORY				NAICS Code	325920
2,4-DINITROTOLUENE	N	0	0	0	0	0	0	0	0	7,014	7,014	0	0
AMMONIA	N	19,233	61	19,294	0	848	20,142	0	0	0	0	0	0
CHLORINE	N	0	0	0	0	0	0	0	0	4,643	4,643	0	0
COPPER COMPOUNDS	N	233	2,087	2,320	0	62	2,382	0	0	0	0	0	0
DIBUTYL PHTHALATE	N	8	2	10	0	0	10	0	0	2,316	2,316	0	0
NITRATE COMPOUNDS	N	0	0	0	0	9,119,342	9,119,342	0	0	15,086	15,086	0	0
NITRIC ACID	N	733	659	1,392	9,275	0	10,667	0	31,232,952	9,119,342	40,352,294	0	0
NITROGLYCERIN	N	0	66,543	66,543	0	9,557	76,100	0	0	341,650	341,650	0	0
Total for Bae Systems, Ordnance Systems Inc		20,206	69,352	89,558	9,275	9,129,809	9,228,642	0	31,232,952	9,490,051	40,723,003	0	0
MONTGOMERY FEDERAL MOGUL POWERTRAIN LLC.								300 INDUSTRIAL PARK RD SE				NAICS Code	336350
ALUMINUM (FUME OR DUST)	N	106	10,587	10,693	0	0	10,693	0	0	0	0	0	274,046
AMMONIA	Y	0	0	0	0	0	0	0	0	0	0	0	0

* A "Y" in the FORM A column means a simplified Form A was submitted. An "N" means the full Form R was submitted. Facilities may report using the Form A for a non-PBT chemical if the total annual reportable amount for that chemical does not exceed 500 pounds and the amount manufactured, processed, or otherwise used for that chemical does not exceed 1 million pounds. When filing a Form A, no amounts are reported but by default the appendix lists them as zero.

** TOTAL OTHER OFF-SITE TRANSFERS = ALL OF FORM R SECTION 6.2 OFF-SITE TRANSFERS (DISPOSAL + TREATMENT + ENERGY RECOVERY + RECYCLING)

Page F-46 of F-81

*** BAE SYSTEMS, ORDINANCE SYSTEMS INC. AND RADFORD ARMY AMMUNITION ARE THE SAME FACILITY, REPORTING UNDER TWO SEPERATE IDs THE SUMMARY REPORT REFLECTS ONLY ONE SET OF DATA VALUES FOR TOTALS.

2019 Toxics Release Inventory

Appendix F

Facility County/Independent City		On-Site Releases from Section 5 of Form R						On-Site Management from Section 8 of Form R				Off-Site Transfers from Section 6 of Form R	
Facility Name/Address		Fugitive Air (pounds)	Stack Air (pounds)	Total Air (pounds)	Land (pounds)	Water (pounds)	Total On-Site Releases (pounds)	Energy Recovery (pounds)	Recycling (pounds)	Treatment (pounds)	Total On-Site Management (pounds)	POTW (pounds)	Total Other Off-Site Transfers ** (pounds)
Chemical Name	form A*												
COPPER	N	1	98	99	0	1	100	0	0	0	0	0	25,462
Total for Federal Mogul Powertrain Llc.		107	10,685	10,792	0	1	10,793	0	0	0	0	0	299,508
MONTGOMERY	PROCHEM INC							5100 ENTERPRISE DR				NAICS Code	325998
BARIUM COMPOUNDS	N	0	0	0	0	0	0	0	0	0	0	0	0
MANGANESE COMPOUNDS	N	0	0	0	0	0	0	0	0	0	0	0	0
NITRIC ACID	N	0	0	0	0	0	0	0	0	0	0	0	0
PERACETIC ACID	N	0	0	0	0	0	0	0	0	0	0	0	0
SODIUM DIMETHYLDITHIOCARBA	N	0	0	0	0	0	0	0	0	0	0	0	0
Total for Prochem Inc		0	0	0	0	0	0	0	0	0	0	0	0
MONTGOMERY	WOLVERINE ADVANCED MATERIALS							3175 STATE ST				NAICS Code	332812
ETHYLENE GLYCOL	N	0	101	101	0	0	101	0	0	10,046	10,046	0	0
METHANOL	N	0	195	195	0	0	195	0	0	24,887	24,887	0	596
METHYL ISOBUTYL KETONE	N	73	6,929	7,001	0	0	7,001	0	0	643,503	643,503	0	402
METHYL ISOBUTYL KETONE	N	11	1,281	1,292	0	0	1,292	0	0	181,743	181,743	0	61
N,N-DIMETHYLFORMAMIDE	N	0	129	129	0	0	129	0	0	10,443	10,443	0	0
N-HEXANE	N	0	283	283	0	0	283	0	0	23,474	23,474	0	0
TOLUENE	N	36	6,627	6,663	0	0	6,663	0	0	940,026	940,026	0	30,544
TOLUENE	N	259	22,355	22,614	0	0	22,614	0	0	1,819,715	1,819,715	0	147,513
ZINC COMPOUNDS	N	0	2	2	0	1	3	0	0	0	0	0	0
ZINC COMPOUNDS	N	0	4	4	0	9	13	0	0	0	0	0	1
Total for Wolverine Advanced Materials		379	37,906	38,285	0	11	38,295	0	0	3,653,837	3,653,837	0	179,117
Total for Above County : (29 reports)		20,692	152,263	172,955	9,275	9,129,820	9,312,050	0	31,350,981	13,143,888	44,494,869	211,058	724,246

* A "Y" in the FORM A column means a simplified Form A was submitted. An "N" means the full Form R was submitted. Facilities may report using the Form A for a non-PBT chemical if the total annual reportable amount for that chemical does not exceed 500 pounds and the amount manufactured, processed, or otherwise used for that chemical does not exceed 1 million pounds. When filing a Form A, no amounts are reported but by default the appendix lists them as zero.

** TOTAL OTHER OFF-SITE TRANSFERS = ALL OF FORM R SECTION 6.2 OFF-SITE TRANSFERS (DISPOSAL + TREATMENT + ENERGY RECOVERY + RECYCLING)

Page F-47 of F-81

*** BAE SYSTEMS, ORDINANCE SYSTEMS INC. AND RADFORD ARMY AMMUNITION ARE THE SAME FACILITY, REPORTING UNDER TWO SEPERATE IDs THE SUMMARY REPORT REFLECTS ONLY ONE SET OF DATA VALUES FOR TOTALS.

2019 Toxics Release Inventory

Appendix F

Facility County/Independent City		On-Site Releases from Section 5 of Form R						On-Site Management from Section 8 of Form R				Off-Site Transfers from Section 6 of Form R	
Facility Name/Address		Fugitive Air (pounds)	Stack Air (pounds)	Total Air (pounds)	Land (pounds)	Water (pounds)	Total On-Site Releases (pounds)	Energy Recovery (pounds)	Recycling (pounds)	Treatment (pounds)	Total On-Site Management (pounds)	POTW (pounds)	Total Other Off-Site Transfers ** (pounds)
Chemical Name	form A*												
NEW KENT	TCS MATERIALS NEW KENT READY-MIX							7480 READY MIX DR				NAICS Code	327320
NITRATE COMPOUNDS	N	0	0	0	0	0	0	0	375	0	375	0	0
Total for Tcs Materials New Kent Ready-Mix		0	0	0	0	0	0	0	375	0	375	0	0
Total for Above County : (1 record)		0	0	0	0	0	0	0	375	0	375	0	0
NEWPORT NEWS (CITY)	CANON VIRGINIA INC							12000 CANON BLVD				NAICS Code	334419
METHANOL	N	668	191	859	0	0	859	0	27,981	0	27,981	0	12,610
O-XYLENE	N	94	75	169	0	0	169	0	36,234	0	36,234	0	13,529
Total for Canon Virginia Inc		762	266	1,028	0	0	1,028	0	64,215	0	64,215	0	26,139
NEWPORT NEWS (CITY)	HUNTINGTON INGALLS INCORPORATED							4101 WASHINGTON AVE				NAICS Code	336611
1,2,4-TRIMETHYLBENZENE	N	12,141	205	12,346	0	0	12,346	0	0	0	0	7	1,713
CHROMIUM	N	128	0	128	0	115	244	0	0	0	0	9	25,218
COPPER COMPOUNDS	N	455	2	457	0	357	814	0	0	0	0	321	2,905
DIISOCYANATES	N	0	0	0	0	0	0	0	0	0	0	0	29,110
MANGANESE	N	1,015	3	1,018	0	345	1,364	0	0	0	0	125	66,674
N-BUTYL ALCOHOL	N	24,163	10,441	34,604	0	0	34,604	0	0	0	0	0	1,470
NICKEL	N	263	1	264	0	115	379	0	0	0	0	42	19,988
XYLENE (MIXED ISOMERS)	N	9,747	9,976	19,722	0	0	19,722	0	0	0	0	21	30,025
ZINC COMPOUNDS	N	112	15	127	0	5,594	5,721	0	0	0	0	878	746
Total for Huntington Ingalls Incorporated		48,024	20,643	68,667	0	6,527	75,194	0	0	0	0	1,403	177,849
NEWPORT NEWS (CITY)	KINYO VIRGINIA INC							290 ENTERPRISE DR				NAICS Code	326299
TOLUENE	N	52,180	26,060	78,240	0	0	78,240	0	0	0	0	0	24,168
Total for Kinyo Virginia Inc		52,180	26,060	78,240	0	0	78,240	0	0	0	0	0	24,168

* A "Y" in the FORM A column means a simplified Form A was submitted. An "N" means the full Form R was submitted. Facilities may report using the Form A for a non-PBT chemical if the total annual reportable amount for that chemical does not exceed 500 pounds and the amount manufactured, processed, or otherwise used for that chemical does not exceed 1 million pounds. When filing a Form A, no amounts are reported but by default the appendix lists them as zero.

** TOTAL OTHER OFF-SITE TRANSFERS = ALL OF FORM R SECTION 6.2 OFF-SITE TRANSFERS (DISPOSAL + TREATMENT + ENERGY RECOVERY + RECYCLING)

Page F-48 of F-81

*** BAE SYSTEMS, ORDINANCE SYSTEMS INC. AND RADFORD ARMY AMMUNITION ARE THE SAME FACILITY, REPORTING UNDER TWO SEPERATE IDs THE SUMMARY REPORT REFLECTS ONLY ONE SET OF DATA VALUES FOR TOTALS.

2019 Toxics Release Inventory

Appendix F

Facility County/Independent City		On-Site Releases from Section 5 of Form R						On-Site Management from Section 8 of Form R				Off-Site Transfers from Section 6 of Form R	
Facility Name/Address		Fugitive Air (pounds)	Stack Air (pounds)	Total Air (pounds)	Land (pounds)	Water (pounds)	Total On-Site Releases (pounds)	Energy			Total On-Site Management (pounds)	POTW (pounds)	Total Other Off-Site Transfers ** (pounds)
Chemical Name	form A*							Recovery (pounds)	Recycling (pounds)	Treatment (pounds)			
NEWPORT NEWS (CITY)	MARVA MAID DAIRY							5500 CHESTNUT AVE				NAICS Code	311511
NITRIC ACID	N	0	0	0	0	0	0	0	0	11,206	11,206	0	0
Total for Marva Maid Dairy		0	0	0	0	0	0	0	0	11,206	11,206	0	0
NEWPORT NEWS (CITY)	MICA CO OF CANADA INC							900 JEFFERSON AVE				NAICS Code	327999
METHANOL	N	250	17,365	17,615	0	0	17,615	0	0	0	0	0	0
TOLUENE	N	250	12,822	13,072	0	0	13,072	0	0	0	0	0	0
Total for Mica Co Of Canada Inc		500	30,187	30,687	0	0	30,687	0	0	0	0	0	0
NEWPORT NEWS (CITY)	PAPCO OIL COMPANY							407 JEFFERSON AVENUE				NAICS Code	424710
NAPHTHALENE	Y	0	0	0	0	0	0	0	0	0	0	0	0
Total for Papco Oil Company		0	0	0	0	0	0	0	0	0	0	0	0
NEWPORT NEWS (CITY)	VITESCO TECHNOLOGIES USA LLC							615 BLAND BLVD				NAICS Code	336310
CHROMIUM	N	0	0	0	0	0	0	0	0	0	0	0	0
MANGANESE	N	0	0	0	0	0	0	0	0	0	0	0	0
Total for Vitesco Technologies Usa Llc		0	0	0	0	0	0	0	0	0	0	0	0
Total for Above County : (18 reports)		101,466	77,156	178,622	0	6,527	185,149	0	64,215	11,206	75,421	1,403	228,156
NORFOLK (CITY)	BAE SYSTEMS NORFOLK SHIP REPAIR							750 W BERKLEY AVE				NAICS Code	336611
CHROMIUM COMPOUNDS(EXCEPT	N	38	0	38	0	0	38	0	0	0	0	5	96,817
COPPER COMPOUNDS	N	326	0	326	0	53	379	0	0	0	0	159	82,184
MANGANESE COMPOUNDS	N	1	0	1	0	0	1	0	0	0	0	0	4,032
N-BUTYL ALCOHOL	N	8,557	0	8,557	0	0	8,557	0	0	0	0	0	2,975
NICKEL COMPOUNDS	N	0	0	0	0	0	0	0	0	0	0	19	63,843
ZINC COMPOUNDS	N	185	0	185	0	60	245	0	0	0	0	133	46,903

* A "Y" in the FORM A column means a simplified Form A was submitted. An "N" means the full Form R was submitted. Facilities may report using the Form A for a non-PBT chemical if the total annual reportable amount for that chemical does not exceed 500 pounds and the amount manufactured, processed, or otherwise used for that chemical does not exceed 1 million pounds. When filing a Form A, no amounts are reported but by default the appendix lists them as zero.

** TOTAL OTHER OFF-SITE TRANSFERS = ALL OF FORM R SECTION 6.2 OFF-SITE TRANSFERS (DISPOSAL + TREATMENT + ENERGY RECOVERY + RECYCLING)

Page F-49 of F-81

*** BAE SYSTEMS, ORDINANCE SYSTEMS INC. AND RADFORD ARMY AMMUNITION ARE THE SAME FACILITY, REPORTING UNDER TWO SEPERATE IDs THE SUMMARY REPORT REFLECTS ONLY ONE SET OF DATA VALUES FOR TOTALS.

2019 Toxics Release Inventory

Appendix F

Facility County/Independent City		On-Site Releases from Section 5 of Form R						On-Site Management from Section 8 of Form R				Off-Site Transfers from Section 6 of Form R	
Facility Name/Address		Fugitive Air (pounds)	Stack Air (pounds)	Total Air (pounds)	Land (pounds)	Water (pounds)	Total On-Site Releases (pounds)	Energy Recovery (pounds)	Recycling (pounds)	Treatment (pounds)	Total On-Site Management (pounds)	POTW (pounds)	Total Other Off-Site Transfers ** (pounds)
Chemical Name	form A*												
Total for Bae Systems Norfolk Ship Repair		9,107	0	9,107	0	113	9,220	0	0	0	0	316	296,754
NORFOLK (CITY)	COLONNA'S SHIPYARD INC							400 E INDIAN RIVER RD				NAICS Code	336611
N-BUTYL ALCOHOL	N	9,327	0	9,327	0	0	9,327	0	0	0	0	0	1,944
XYLENE (MIXED ISOMERS)	N	13,565	0	13,565	0	0	13,565	0	0	0	0	0	3,213
Total for Colonna'S Shipyards Inc		22,892	0	22,892	0	0	22,892	0	0	0	0	0	5,157
NORFOLK (CITY)	US NAVY NAVAL STATION NORFOLK RANGE							1530 GILBERT ST				NAICS Code	928110
NAPHTHALENE	N	52	51	103	0	1,225	1,328	0	0	0	0	0	61
Total for Us Navy Naval Station Norfolk Range		52	51	103	0	1,225	1,328	0	0	0	0	0	61
Total for Above County : (9 reports)		32,051	51	32,102	0	1,338	33,440	0	0	0	0	316	301,972
NORTHUMBERLAND	OMEGA PROTEIN CORPORATION							610 MENHADEN RD				NAICS Code	311613
AMMONIA	N	0	16,080	16,080	0	161	16,241	0	0	0	0	0	0
Total for Omega Protein Corporation		0	16,080	16,080	0	161	16,241	0	0	0	0	0	0
Total for Above County : (1 record)		0	16,080	16,080	0	161	16,241	0	0	0	0	0	0
NOTTOWAY	COX WOOD OF VIRGINIA							2960 COX RD				NAICS Code	321114
ARSENIC COMPOUNDS	N	0	0	0	0	23	23	0	0	0	0	0	0
CHROMIUM COMPOUNDS(EXCEPT	N	0	0	0	0	23	23	0	0	0	0	0	0
COPPER COMPOUNDS	N	0	0	0	0	17	17	0	0	0	0	0	0
Total for Cox Wood Of Virginia		0	0	0	0	63	63	0	0	0	0	0	0
NOTTOWAY	TYSON FARMS INC - FEED MILL							1938 PATRICK HENRY HWY				NAICS Code	311119
COPPER COMPOUNDS	Y	0	0	0	0	0	0	0	0	0	0	0	0
MANGANESE COMPOUNDS	Y	0	0	0	0	0	0	0	0	0	0	0	0

* A "Y" in the FORM A column means a simplified Form A was submitted. An "N" means the full Form R was submitted. Facilities may report using the Form A for a non-PBT chemical if the total annual reportable amount for that chemical does not exceed 500 pounds and the amount manufactured, processed, or otherwise used for that chemical does not exceed 1 million pounds. When filing a Form A, no amounts are reported but by default the appendix lists them as zero.

** TOTAL OTHER OFF-SITE TRANSFERS = ALL OF FORM R SECTION 6.2 OFF-SITE TRANSFERS (DISPOSAL + TREATMENT + ENERGY RECOVERY + RECYCLING)

Page F-50 of F-81

*** BAE SYSTEMS, ORDINANCE SYSTEMS INC. AND RADFORD ARMY AMMUNITION ARE THE SAME FACILITY, REPORTING UNDER TWO SEPERATE IDs THE SUMMARY REPORT REFLECTS ONLY ONE SET OF DATA VALUES FOR TOTALS.

2019 Toxics Release Inventory

Appendix F

Facility County/Independent City		On-Site Releases from Section 5 of Form R						On-Site Management from Section 8 of Form R				Off-Site Transfers from Section 6 of Form R	
Facility Name/Address		Fugitive Air (pounds)	Stack Air (pounds)	Total Air (pounds)	Land (pounds)	Water (pounds)	Total On-Site Releases (pounds)	Energy Recovery (pounds)	Recycling (pounds)	Treatment (pounds)	Total On-Site Management (pounds)	POTW (pounds)	Total Other Off-Site Transfers ** (pounds)
Chemical Name	form A*												
ZINC COMPOUNDS	Y	0	0	0	0	0	0	0	0	0	0	0	0
Total for Tyson Farms Inc - Feed Mill		0	0	0	0	0	0	0	0	0	0	0	0
NOTTOWAY												NAICS Code	928110
US ARMY NATIONAL GUARD FORT PICKETT (RANGES)													
COPPER	N	0	0	0	100,665	0	100,665	0	0	0	0	0	0
Total for Us Army National Guard Fort Pickett (Rang		0	0	0	100,665	0	100,665	0	0	0	0	0	0
Total for Above County : (7 reports)		0	0	0	100,665	63	100,728	0	0	0	0	0	0
PATRICK												NAICS Code	332710
MICROMETRICS SYSTEM													
225 JEB STUART HWY													
CHLORINE	Y	0	0	0	0	0	0	0	0	0	0	0	0
PROPYLENE	Y	0	0	0	0	0	0	0	0	0	0	0	0
Total for Micrometrics System		0	0	0	0	0	0	0	0	0	0	0	0
Total for Above County : (2 reports)		0	0	0	0	0	0	0	0	0	0	0	0
PETERSBURG (CITY)												NAICS Code	325411
AMPAC FINE CHEMICALS VIRGINIA, LLC													
2820 N NORMANDY DRIVE													
DICHLOROMETHANE	N	5	2,024	2,029	0	0	2,029	0	0	0	0	0	72,550
METHANOL	N	0	641	641	0	0	641	0	0	0	0	0	211,203
N,N-DIMETHYLFORMAMIDE	N	0	39	40	0	0	40	0	0	0	0	0	45,946
Total for Ampac Fine Chemicals Virginia, Llc		5	2,705	2,710	0	0	2,710	0	0	0	0	0	329,700
PETERSBURG (CITY)												NAICS Code	332111
AMSTED RAIL CO INC													
2580 FRONTAGE RD													
CHROMIUM	N	0	0	0	0	0	0	0	0	0	0	9	94,129
COPPER	N	0	0	0	0	0	0	0	0	0	0	9	46,046
MANGANESE	N	0	0	0	0	0	0	0	0	0	0	0	139,606
NICKEL	N	0	0	0	0	0	0	0	0	0	0	76	94,895
Total for Amsted Rail Co Inc		0	0	0	0	0	0	0	0	0	0	95	374,676

* A "Y" in the FORM A column means a simplified Form A was submitted. An "N" means the full Form R was submitted. Facilities may report using the Form A for a non-PBT chemical if the total annual reportable amount for that chemical does not exceed 500 pounds and the amount manufactured, processed, or otherwise used for that chemical does not exceed 1 million pounds. When filing a Form A, no amounts are reported but by default the appendix lists them as zero.

** TOTAL OTHER OFF-SITE TRANSFERS = ALL OF FORM R SECTION 6.2 OFF-SITE TRANSFERS (DISPOSAL + TREATMENT + ENERGY RECOVERY + RECYCLING)

Page F-51 of F-81

*** BAE SYSTEMS, ORDINANCE SYSTEMS INC. AND RADFORD ARMY AMMUNITION ARE THE SAME FACILITY, REPORTING UNDER TWO SEPERATE IDs THE SUMMARY REPORT REFLECTS ONLY ONE SET OF DATA VALUES FOR TOTALS.

2019 Toxics Release Inventory

Appendix F

Facility County/Independent City		On-Site Releases from Section 5 of Form R						On-Site Management from Section 8 of Form R				Off-Site Transfers from Section 6 of Form R	
Facility Name/Address		Fugitive Air (pounds)	Stack Air (pounds)	Total Air (pounds)	Land (pounds)	Water (pounds)	Total On-Site Releases (pounds)	Energy			Total On-Site Management (pounds)	Total Other	
Chemical Name	form A*							Recovery (pounds)	Recycling (pounds)	Treatment (pounds)		POTW (pounds)	Off-Site Transfers ** (pounds)
PETERSBURG (CITY)	BLEACHTECH LLC							2020 BESSEMER RD				NAICS Code	325180
CHLORINE	N	0	246	246	0	0	246	0	0	0	0	0	0
HYDROCHLORIC ACID (1995 AND A	N	5	5	10	0	0	10	0	0	0	0	0	0
Total for Bleachtech Llc		5	251	256	0	0	256	0	0	0	0	0	0
PETERSBURG (CITY)	BOAR'S HEAD-PETERSBURG							1950 INDUSTRY PLACE				NAICS Code	311612
AMMONIA	N	0	0	0	0	0	0	0	0	0	0	0	0
Total for Boar'S Head-Petersburg		0	0	0	0	0	0	0	0	0	0	0	0
PETERSBURG (CITY)	DOMINION CHEMICAL CO INC							2050 PUDDLEDOCK RD				NAICS Code	325998
AMMONIA	N	5	5	10	0	0	10	0	0	0	0	0	0
METHANOL	N	250	250	500	0	0	500	0	0	0	0	0	0
Total for Dominion Chemical Co Inc		255	255	510	0	0	510	0	0	0	0	0	0
PETERSBURG (CITY)	PRE CON INC							220 S PERRY ST				NAICS Code	313320
CYCLOHEXANE	N	2	424	425	0	0	425	0	0	5,878	5,878	0	18,011
Total for Pre Con Inc		2	424	425	0	0	425	0	0	5,878	5,878	0	18,011
PETERSBURG (CITY)	VALMONT-VIRGINIA GALVANIZING INC							3535 HALIFAX RD				NAICS Code	332812
ZINC COMPOUNDS	N	67	6	73	0	3,940	4,013	0	0	0	0	0	13,320
Total for Valmont-Virginia Galvanizing Inc		67	6	73	0	3,940	4,013	0	0	0	0	0	13,320
Total for Above County : (14 reports)		333	3,641	3,974	0	3,940	7,914	0	0	5,878	5,878	95	735,706
PITTSYLVANIA	ARKEMA INC							601 TIGHTSQUEEZE IND US TRIAL RD				NAICS Code	325211
ACRYLIC ACID	N	1,680	250	1,930	0	0	1,930	0	0	408,000	408,000	0	0
BUTYL ACRYLATE	N	250	250	500	0	0	500	0	0	500	500	0	250
CERTAIN GLYCOL ETHERS	N	5	5	10	0	0	10	0	0	3,450	3,450	0	1,250

* A "Y" in the FORM A column means a simplified Form A was submitted. An "N" means the full Form R was submitted. Facilities may report using the Form A for a non-PBT chemical if the total annual reportable amount for that chemical does not exceed 500 pounds and the amount manufactured, processed, or otherwise used for that chemical does not exceed 1 million pounds. When filing a Form A, no amounts are reported but by default the appendix lists them as zero.

** TOTAL OTHER OFF-SITE TRANSFERS = ALL OF FORM R SECTION 6.2 OFF-SITE TRANSFERS (DISPOSAL + TREATMENT + ENERGY RECOVERY + RECYCLING)

Page F-52 of F-81

*** BAE SYSTEMS, ORDINANCE SYSTEMS INC. AND RADFORD ARMY AMMUNITION ARE THE SAME FACILITY, REPORTING UNDER TWO SEPERATE IDs THE SUMMARY REPORT REFLECTS ONLY ONE SET OF DATA VALUES FOR TOTALS.

2019 Toxics Release Inventory

Appendix F

Facility County/Independent City		On-Site Releases from Section 5 of Form R						On-Site Management from Section 8 of Form R				Off-Site Transfers from Section 6 of Form R	
Facility Name/Address		Fugitive Air (pounds)	Stack Air (pounds)	Total Air (pounds)	Land (pounds)	Water (pounds)	Total On-Site Releases (pounds)	Energy Recovery (pounds)	Recycling (pounds)	Treatment (pounds)	Total On-Site Management (pounds)	POTW (pounds)	Total Other Off-Site Transfers ** (pounds)
Chemical Name	form A*												
DIISOCYANATES	Y	0	0	0	0	0	0	0	0	0	0	0	0
HYDROQUINONE	Y	0	0	0	0	0	0	0	0	0	0	0	0
METHYL METHACRYLATE	N	250	250	500	0	0	500	0	0	500	500	0	750
PHTHALIC ANHYDRIDE	N	5	250	255	0	0	255	0	0	200	200	0	4,125
TOLUENE	N	2,200	750	2,950	0	0	2,950	0	924,000	27,500	951,500	0	529,585
TOLUENE DIISOCYANATE (MIXED I	Y	0	0	0	0	0	0	0	0	0	0	0	0
Total for Arkema Inc		4,390	1,755	6,145	0	0	6,145	0	924,000	440,150	1,364,150	0	535,960
PITTSYLVANIA		DANCHEM TECHNOLOGIES INC						1975 OLD RICHMOND RD				NAICS Code	325199
ANTIMONY COMPOUNDS	N	0	0	0	0	0	0	0	0	0	0	343	0
COPPER COMPOUNDS	Y	0	0	0	0	0	0	0	0	0	0	0	0
DICAMBA	Y	0	0	0	0	0	0	0	0	0	0	0	0
DIISOCYANATES	Y	0	0	0	0	0	0	0	0	0	0	0	0
ETHYLENE GLYCOL	N	0	0	0	0	0	0	0	0	0	0	0	1,575
MALEIC ANHYDRIDE	N	153	1	154	0	0	154	0	0	0	0	0	65,800
N-BUTYL ALCOHOL	N	4,367	34	4,401	0	0	4,401	0	1,609,940	0	1,609,940	0	164,677
PHENOL	Y	0	0	0	0	0	0	0	0	0	0	0	0
TOLUENE	N	1,139	1,795	2,934	0	0	2,934	0	0	24,950	24,950	1	285,289
XYLENE (MIXED ISOMERS)	N	15	510	525	0	0	525	0	0	0	0	0	50,256
Total for Danchem Technologies Inc		5,674	2,340	8,014	0	0	8,014	0	1,609,940	24,950	1,634,890	344	567,597
PITTSYLVANIA		INTERTAPE POLYMER CORP						1101 EAGLE SPRINGS RD				NAICS Code	326113
TOLUENE	N	6,566	75,511	82,077	0	0	82,077	0	2,219,218	0	2,219,218	0	0
Total for Intertape Polymer Corp		6,566	75,511	82,077	0	0	82,077	0	2,219,218	0	2,219,218	0	0
PITTSYLVANIA		JTI LEAF SERVICES (US) LLC						202 STINSON DRIVE				NAICS Code	312230

* A "Y" in the FORM A column means a simplified Form A was submitted. An "N" means the full Form R was submitted. Facilities may report using the Form A for a non-PBT chemical if the total annual reportable amount for that chemical does not exceed 500 pounds and the amount manufactured, processed, or otherwise used for that chemical does not exceed 1 million pounds. When filing a Form A, no amounts are reported but by default the appendix lists them as zero.

** TOTAL OTHER OFF-SITE TRANSFERS = ALL OF FORM R SECTION 6.2 OFF-SITE TRANSFERS (DISPOSAL + TREATMENT + ENERGY RECOVERY + RECYCLING)

Page F-53 of F-81

*** BAE SYSTEMS, ORDINANCE SYSTEMS INC. AND RADFORD ARMY AMMUNITION ARE THE SAME FACILITY, REPORTING UNDER TWO SEPERATE IDs THE SUMMARY REPORT REFLECTS ONLY ONE SET OF DATA VALUES FOR TOTALS.

2019 Toxics Release Inventory

Appendix F

Facility County/Independent City		On-Site Releases from Section 5 of Form R						On-Site Management from Section 8 of Form R				Off-Site Transfers from Section 6 of Form R	
Facility Name/Address		Fugitive Air (pounds)	Stack Air (pounds)	Total Air (pounds)	Land (pounds)	Water (pounds)	Total On-Site Releases (pounds)	Energy Recovery (pounds)	Recycling (pounds)	Treatment (pounds)	Total On-Site Management (pounds)	POTW (pounds)	Total Other Off-Site Transfers ** (pounds)
Chemical Name	form A*												
AMMONIA	N	692	2,798	3,490	0	0	3,490	0	0	0	0	731	0
NICOTINE AND SALTS	N	12,292	26,466	38,758	0	0	38,758	0	0	0	0	2,444	2,003
Total for Jti Leaf Services (Us) Llc		12,984	29,264	42,248	0	0	42,248	0	0	0	0	3,175	2,003
PITTSYLVANIA		POLYNT COMPOSITES USA INC.						920 TIGHTSQUEEZE IND US TRIAL RD				NAICS Code	325211
1,2,4-TRIMETHYLBENZENE	Y	0	0	0	0	0	0	0	0	0	0	0	0
DICYCLOPENTADIENE	N	156	368	524	0	0	524	0	0	0	0	0	5,772
ETHYLBENZENE	N	0	0	0	0	0	0	0	0	0	0	1	7,698
ETHYLENE GLYCOL	N	34	80	114	0	0	114	0	0	0	0	0	33,604
MALEIC ANHYDRIDE	N	251	1,011	1,262	0	0	1,262	0	0	0	0	0	164
METHANOL	Y	0	0	0	0	0	0	0	0	0	0	0	0
PHTHALIC ANHYDRIDE	N	140	454	594	0	0	594	0	0	0	0	0	164
STYRENE	N	602	904	1,506	0	0	1,506	0	0	0	0	907	23,166
TRIETHYLAMINE	Y	0	0	0	0	0	0	0	0	0	0	0	0
Total for Polynt Composites Usa Inc.		1,184	2,817	4,001	0	0	4,001	0	0	0	0	907	70,568
PITTSYLVANIA		WOODWICK CANDLE						200 TOY LANE				NAICS Code	339999
DIISOCYANATES	Y	0	0	0	0	0	0	0	0	0	0	0	0
Total for Woodwick Candle		0	0	0	0	0	0	0	0	0	0	0	0
Total for Above County : (32 reports)		30,797	111,687	142,484	0	0	142,484	0	4,753,158	465,100	5,218,258	4,426	1,176,128
PORTSMOUTH (CITY)		U.S. AMINES (PORTSMOUTH) LLC						3230 W NORFOLK RD				NAICS Code	325199
3-CHLORO-2-METHYL-1-PROPENE	N	24	0	24	0	0	24	0	0	16	16	0	0
ALLYL CHLORIDE	N	66	2	68	0	0	68	0	0	88	88	0	0
ALLYLAMINE	N	65	760	825	0	0	825	0	0	37,240	37,240	0	0

* A "Y" in the FORM A column means a simplified Form A was submitted. An "N" means the full Form R was submitted. Facilities may report using the Form A for a non-PBT chemical if the total annual reportable amount for that chemical does not exceed 500 pounds and the amount manufactured, processed, or otherwise used for that chemical does not exceed 1 million pounds. When filing a Form A, no amounts are reported but by default the appendix lists them as zero.

** TOTAL OTHER OFF-SITE TRANSFERS = ALL OF FORM R SECTION 6.2 OFF-SITE TRANSFERS (DISPOSAL + TREATMENT + ENERGY RECOVERY + RECYCLING)

Page F-54 of F-81

*** BAE SYSTEMS, ORDINANCE SYSTEMS INC. AND RADFORD ARMY AMMUNITION ARE THE SAME FACILITY, REPORTING UNDER TWO SEPERATE IDs THE SUMMARY REPORT REFLECTS ONLY ONE SET OF DATA VALUES FOR TOTALS.

2019 Toxics Release Inventory

Appendix F

Facility County/Independent City		On-Site Releases from Section 5 of Form R						On-Site Management from Section 8 of Form R				Off-Site Transfers from Section 6 of Form R	
Facility Name/Address		Fugitive Air (pounds)	Stack Air (pounds)	Total Air (pounds)	Land (pounds)	Water (pounds)	Total On-Site Releases (pounds)	Energy Recovery (pounds)	Recycling (pounds)	Treatment (pounds)	Total On-Site Management (pounds)	POTW (pounds)	Total Other Off-Site Transfers ** (pounds)
Chemical Name	form A*												
AMMONIA	N	14	0	14	0	0	14	0	0	0	0	0	1
Total for U.S. Amines (Portsmouth) Llc		169	762	931	0	0	931	0	0	37,344	37,344	0	1
PORTSMOUTH (CITY)	US NAVY DEFENSE FUEL SUPPORT POINT CRANEY ISLAND							4501 CEDAR LN BLDG 288				NAICS Code	928110
NAPHTHALENE	N	883	0	883	0	6	889	0	613,991	0	613,991	0	50,189
Total for Us Navy Defense Fuel Support Point Crane		883	0	883	0	6	889	0	613,991	0	613,991	0	50,189
PORTSMOUTH (CITY)	US NAVY NORFOLK NAVAL SHIPYARD							INTERSECTION OF EFFINGHAM ST & GEORGE ST				NAICS Code	928110
COPPER COMPOUNDS	N	470	0	470	310	110	890	0	0	0	0	470	23,338
ETHYLENE GLYCOL	N	620	0	620	0	0	620	0	0	0	0	0	8,903
N-BUTYL ALCOHOL	N	18,000	480	18,480	0	0	18,480	0	0	0	0	0	86
XYLENE (MIXED ISOMERS)	N	15,000	150	15,150	0	0	15,150	0	0	0	0	41	8,053
Total for Us Navy Norfolk Naval Shipyard		34,090	630	34,720	310	110	35,140	0	0	0	0	511	40,380
Total for Above County : (9 reports)		35,142	1,392	36,534	310	116	36,960	0	613,991	37,344	651,335	511	90,571
PRINCE GEORGE	METL-SPAN, A DIVISION OF NCI GROUP, INC.							6001 QUALITY WAY				NAICS Code	332311
DIISOCYANATES	N	6,550	0	6,550	0	0	6,550	0	0	0	0	0	0
Total for Metl-Span, A Division Of Nci Group, Inc.		6,550	0	6,550	0	0	6,550	0	0	0	0	0	0
Total for Above County : (1 record)		6,550	0	6,550	0	0	6,550	0	0	0	0	0	0
PRINCE WILLIAM	MANASSAS BROAD RUN READY MIX CONCRETE							9321 DEVELOPERS DRIVE				NAICS Code	327320
NITRATE COMPOUNDS	N	0	0	0	0	746	746	0	0	0	0	0	0
Total for Manassas Broad Run Ready Mix Concrete		0	0	0	0	746	746	0	0	0	0	0	0
PRINCE WILLIAM	MICRON TECHNOLOGY INC.							9600 GODWIN DR				NAICS Code	334413
AMMONIA	N	500	11,000	11,500	0	10	11,510	0	0	12,000	12,000	45,000	45,000

* A "Y" in the FORM A column means a simplified Form A was submitted. An "N" means the full Form R was submitted. Facilities may report using the Form A for a non-PBT chemical if the total annual reportable amount for that chemical does not exceed 500 pounds and the amount manufactured, processed, or otherwise used for that chemical does not exceed 1 million pounds. When filing a Form A, no amounts are reported but by default the appendix lists them as zero.

** TOTAL OTHER OFF-SITE TRANSFERS = ALL OF FORM R SECTION 6.2 OFF-SITE TRANSFERS (DISPOSAL + TREATMENT + ENERGY RECOVERY + RECYCLING)

Page F-55 of F-81

*** BAE SYSTEMS, ORDINANCE SYSTEMS INC. AND RADFORD ARMY AMMUNITION ARE THE SAME FACILITY, REPORTING UNDER TWO SEPERATE IDs THE SUMMARY REPORT REFLECTS ONLY ONE SET OF DATA VALUES FOR TOTALS.

2019 Toxics Release Inventory

Appendix F

Facility County/Independent City		On-Site Releases from Section 5 of Form R						On-Site Management from Section 8 of Form R				Off-Site Transfers from Section 6 of Form R	
Facility Name/Address		Fugitive Air (pounds)	Stack Air (pounds)	Total Air (pounds)	Land (pounds)	Water (pounds)	Total On-Site Releases (pounds)	Energy Recovery (pounds)	Recycling (pounds)	Treatment (pounds)	Total On-Site Management (pounds)	POTW (pounds)	Total Other Off-Site Transfers ** (pounds)
Chemical Name	form A*												
FLUORINE	N	0	1,700	1,700	0	0	1,700	0	0	97,000	97,000	0	0
HYDROGEN FLUORIDE	N	0	5,500	5,500	0	0	5,500	0	0	770,000	770,000	0	570
NITRATE COMPOUNDS	N	0	0	0	0	0	0	0	0	0	0	97,000	97,001
NITRIC ACID	N	0	100	100	0	0	100	0	0	97,000	97,000	0	571
N-METHYL-2-PYRROLIDONE	N	0	590	590	0	0	590	0	0	5,400	5,400	0	7,100
OZONE	N	0	150	150	0	0	150	0	0	150,000	150,000	0	0
PROPYLENE	N	0	100	100	0	0	100	0	0	0	0	0	0
SULFURIC ACID (1994 AND AFTER "	N	0	620	620	0	0	620	0	0	98,000	98,000	0	0
Total for Micron Technology Inc.		500	19,760	20,260	0	10	20,270	0	0	1,229,400	1,229,400	142,000	150,242
PRINCE WILLIAM								19000 POSSUM POINT RD				NAICS Code	221112
1,2,4-TRIMETHYLBENZENE	Y	0	0	0	0	0	0	0	0	0	0	0	0
AMMONIA	N	0	5,920	5,920	0	5,490	11,410	0	0	0	0	0	0
NAPHTHALENE	Y	0	0	0	0	0	0	0	0	0	0	0	0
N-HEXANE	N	0	2,010	2,010	0	0	2,010	0	0	0	0	0	0
Total for Possum Point Power Station		0	7,930	7,930	0	5,490	13,420	0	0	0	0	0	0
PRINCE WILLIAM								8001 WELLINGFORD DR				NAICS Code	424710
1,2,4-TRIMETHYLBENZENE	Y	0	0	0	0	0	0	0	0	0	0	0	0
BENZENE	Y	0	0	0	0	0	0	0	0	0	0	0	0
ETHYLBENZENE	Y	0	0	0	0	0	0	0	0	0	0	0	0
N-HEXANE	Y	0	0	0	0	0	0	0	0	0	0	0	0
TOLUENE	Y	0	0	0	0	0	0	0	0	0	0	0	0
XYLENE (MIXED ISOMERS)	Y	0	0	0	0	0	0	0	0	0	0	0	0
Total for Quarles Petroleum Inc. Manassas Bulk Plan		0	0	0	0	0	0	0	0	0	0	0	0

* A "Y" in the FORM A column means a simplified Form A was submitted. An "N" means the full Form R was submitted. Facilities may report using the Form A for a non-PBT chemical if the total annual reportable amount for that chemical does not exceed 500 pounds and the amount manufactured, processed, or otherwise used for that chemical does not exceed 1 million pounds. When filing a Form A, no amounts are reported but by default the appendix lists them as zero.

** TOTAL OTHER OFF-SITE TRANSFERS = ALL OF FORM R SECTION 6.2 OFF-SITE TRANSFERS (DISPOSAL + TREATMENT + ENERGY RECOVERY + RECYCLING)

Page F-56 of F-81

*** BAE SYSTEMS, ORDINANCE SYSTEMS INC. AND RADFORD ARMY AMMUNITION ARE THE SAME FACILITY, REPORTING UNDER TWO SEPERATE IDs THE SUMMARY REPORT REFLECTS ONLY ONE SET OF DATA VALUES FOR TOTALS.

2019 Toxics Release Inventory

Appendix F

Facility County/Independent City		On-Site Releases from Section 5 of Form R						On-Site Management from Section 8 of Form R				Off-Site Transfers from Section 6 of Form R	
Facility Name/Address		Fugitive Air (pounds)	Stack Air (pounds)	Total Air (pounds)	Land (pounds)	Water (pounds)	Total On-Site Releases (pounds)	Energy Recovery (pounds)	Recycling (pounds)	Treatment (pounds)	Total On-Site Management (pounds)	POTW (pounds)	Total Other Off-Site Transfers ** (pounds)
Chemical Name	form A*												
PRINCE WILLIAM	SAFETY-KLEEN SYSTEMS MANASSAS (MAN)							11520 BALLS FORD RD				NAICS Code	562112
ETHYLENE GLYCOL	N	0	3	3	0	0	3	0	0	0	0	0	187,991
Total for Safety-Kleen Systems Manassas (Man)		0	3	3	0	0	3	0	0	0	0	0	187,991
PRINCE WILLIAM	US MARINE CORPS BASE QUANTICO RANGE COMPLEX							3250 CATLIN AVE				NAICS Code	928110
BENZENE	N	156	74	230	0	0	230	0	0	0	0	0	0
COPPER	N	0	0	0	46,309	1	46,310	0	0	0	0	0	0
ETHYLBENZENE	N	34	6	40	0	0	40	0	0	0	0	0	0
NAPHTHALENE	N	3	0	3	0	0	3	0	0	0	0	0	0
N-HEXANE	N	47	390	437	0	0	437	0	0	0	0	0	0
NITRATE COMPOUNDS	N	0	0	0	0	26,563	26,563	0	0	0	0	0	0
TOLUENE	N	982	85	1,067	0	0	1,067	0	0	0	0	0	0
XYLENE (MIXED ISOMERS)	N	310	29	339	0	0	339	0	0	0	0	0	0
Total for Us Marine Corps Base Quantico Range Co		1,532	584	2,116	46,309	26,564	74,989	0	0	0	0	0	0
PRINCE WILLIAM	VIRGINIA CONCRETE GAINESVILLE PLANT							7300 RAIL LINE CT				NAICS Code	327320
NITRATE COMPOUNDS	N	0	0	0	0	230	230	0	0	0	0	0	0
Total for Virginia Concrete Gainesville Plant		0	0	0	0	230	230	0	0	0	0	0	0
Total for Above County : (30 reports)		2,032	28,277	30,309	46,309	33,039	109,657	0	0	1,229,400	1,229,400	142,000	338,233
PULASKI	BONDCOTE CORP							509 BURGIS AVE				NAICS Code	313320
ANTIMONY COMPOUNDS	N	0	0	0	0	0	0	0	0	0	0	0	12,405
BARIUM COMPOUNDS	N	0	0	0	0	0	0	0	0	0	0	0	32
CHROMIUM COMPOUNDS(EXCEPT	N	0	0	0	0	0	0	0	0	0	0	0	20
DIBUTYL PHTHALATE	N	0	0	0	0	0	0	0	0	0	0	0	2,710

* A "Y" in the FORM A column means a simplified Form A was submitted. An "N" means the full Form R was submitted. Facilities may report using the Form A for a non-PBT chemical if the total annual reportable amount for that chemical does not exceed 500 pounds and the amount manufactured, processed, or otherwise used for that chemical does not exceed 1 million pounds. When filing a Form A, no amounts are reported but by default the appendix lists them as zero.

** TOTAL OTHER OFF-SITE TRANSFERS = ALL OF FORM R SECTION 6.2 OFF-SITE TRANSFERS (DISPOSAL + TREATMENT + ENERGY RECOVERY + RECYCLING)

Page F-57 of F-81

*** BAE SYSTEMS, ORDINANCE SYSTEMS INC. AND RADFORD ARMY AMMUNITION ARE THE SAME FACILITY, REPORTING UNDER TWO SEPERATE IDs THE SUMMARY REPORT REFLECTS ONLY ONE SET OF DATA VALUES FOR TOTALS.

2019 Toxics Release Inventory

Appendix F

Facility County/Independent City		On-Site Releases from Section 5 of Form R						On-Site Management from Section 8 of Form R				Off-Site Transfers from Section 6 of Form R	
Facility Name/Address		Fugitive Air (pounds)	Stack Air (pounds)	Total Air (pounds)	Land (pounds)	Water (pounds)	Total On-Site Releases (pounds)	Energy Recovery (pounds)	Recycling (pounds)	Treatment (pounds)	Total On-Site Management (pounds)	POTW (pounds)	Total Other Off-Site Transfers ** (pounds)
Chemical Name	form A*												
ZINC COMPOUNDS	N	0	0	0	0	0	0	0	0	0	0	0	6
Total for Bondcote Corp		0	0	0	0	0	0	0	0	0	0	0	15,173
PULASKI	CONN-WELD IND INC							NEW BERN RD STATE RD 682				NAICS Code	333131
CHROMIUM	N	0	0	0	0	0	0	0	0	0	0	0	0
Total for Conn-Weld Ind Inc		0	0	0	0	0	0	0	0	0	0	0	0
PULASKI	ELECTROPLATE-RITE CORP							5529 LEE HWY				NAICS Code	332813
COPPER	N	0	0	0	0	0	0	0	0	0	0	0	0
ZINC COMPOUNDS	N	23	35	58	0	0	58	0	0	0	0	7	0
Total for Electroplate-Rite Corp		23	35	58	0	0	58	0	0	0	0	7	0
PULASKI	IMPERIAL GROUP MANUFACTURING INC							4969 STEPP PLACE				NAICS Code	332322
CHROMIUM	N	0	0	0	0	0	0	0	0	0	0	0	57,797
MANGANESE	N	0	0	0	0	0	0	0	0	0	0	0	50,861
NICKEL	N	0	0	0	0	0	0	0	0	0	0	0	57,797
Total for Imperial Group Manufacturing Inc		0	0	0	0	0	0	0	0	0	0	0	166,455
PULASKI	JAMES HARDIE BUILDING PRODUCTS PULASKI							1000 JAMES HARDIE WAY				NAICS Code	327390
BARIUM COMPOUNDS	N	0	0	0	0	0	0	0	0	0	0	0	0
CERTAIN GLYCOL ETHERS	N	0	0	0	0	0	0	0	0	0	0	0	0
MANGANESE COMPOUNDS	N	0	0	0	0	0	0	0	0	0	0	0	0
Total for James Hardie Building Products Pulaski		0	0	0	0	0	0	0	0	0	0	0	0
PULASKI	MAR-BAL, INC.							5400 RESERVE WAY				NAICS Code	326199
STYRENE	N	3,320	0	3,320	0	0	3,320	0	0	0	0	0	8,875
Total for Mar-Bal, Inc.		3,320	0	3,320	0	0	3,320	0	0	0	0	0	8,875

* A "Y" in the FORM A column means a simplified Form A was submitted. An "N" means the full Form R was submitted. Facilities may report using the Form A for a non-PBT chemical if the total annual reportable amount for that chemical does not exceed 500 pounds and the amount manufactured, processed, or otherwise used for that chemical does not exceed 1 million pounds. When filing a Form A, no amounts are reported but by default the appendix lists them as zero.

** TOTAL OTHER OFF-SITE TRANSFERS = ALL OF FORM R SECTION 6.2 OFF-SITE TRANSFERS (DISPOSAL + TREATMENT + ENERGY RECOVERY + RECYCLING)

Page F-58 of F-81

*** BAE SYSTEMS, ORDINANCE SYSTEMS INC. AND RADFORD ARMY AMMUNITION ARE THE SAME FACILITY, REPORTING UNDER TWO SEPERATE IDs THE SUMMARY REPORT REFLECTS ONLY ONE SET OF DATA VALUES FOR TOTALS.

2019 Toxics Release Inventory

Appendix F

Facility County/Independent City		On-Site Releases from Section 5 of Form R						On-Site Management from Section 8 of Form R				Off-Site Transfers from Section 6 of Form R	
Facility Name/Address		Fugitive Air (pounds)	Stack Air (pounds)	Total Air (pounds)	Land (pounds)	Water (pounds)	Total On-Site Releases (pounds)	Energy			Total On-Site Management (pounds)	POTW (pounds)	Total Other Off-Site Transfers ** (pounds)
Chemical Name	form A*							Recovery (pounds)	Recycling (pounds)	Treatment (pounds)			
PULASKI VOLVO GROUP NORTH AMERICA, LLC								4881 COUGAR TRAIL ROAD				NAICS Code	336120
ETHYLBENZENE	N	397	2,081	2,478	0	0	2,478	0	0	15,496	15,496	0	93,456
ETHYLENE GLYCOL	N	2	1	3	0	0	3	0	0	0	0	0	20,134
METHANOL	N	64	296	360	0	0	360	0	0	7	7	0	536
N-BUTYL ALCOHOL	N	203	13,706	13,909	0	0	13,909	0	0	103,213	103,213	0	623,040
XYLENE (MIXED ISOMERS)	N	1,666	13,729	15,395	0	0	15,395	0	0	103,207	103,207	0	623,040
Total for Volvo Group North America, Llc		2,332	29,813	32,145	0	0	32,145	0	0	221,923	221,923	0	1,360,206
Total for Above County : (20 reports)		5,675	29,848	35,523	0	0	35,523	0	0	221,923	221,923	7	1,550,709
RICHMOND MONDELEZ GLOBAL LLC								6002 S LABURNUM AVE				NAICS Code	311821
AMMONIA	N	0	127,453	127,453	0	0	127,453	0	0	0	0	0	0
Total for Mondelez Global Llc		0	127,453	127,453	0	0	127,453	0	0	0	0	0	0
RICHMOND QPI WARSAW BULK PLANT								11549 HISTORYLAND HWY				NAICS Code	424710
1,2,4-TRIMETHYLBENZENE	Y	0	0	0	0	0	0	0	0	0	0	0	0
BENZENE	Y	0	0	0	0	0	0	0	0	0	0	0	0
ETHYLBENZENE	Y	0	0	0	0	0	0	0	0	0	0	0	0
N-HEXANE	Y	0	0	0	0	0	0	0	0	0	0	0	0
TOLUENE	Y	0	0	0	0	0	0	0	0	0	0	0	0
XYLENE (MIXED ISOMERS)	Y	0	0	0	0	0	0	0	0	0	0	0	0
Total for Qpi Warsaw Bulk Plant		0	0	0	0	0	0	0	0	0	0	0	0
RICHMOND RIVER POOLS AND SPAS								196 SELFTOWN RD				NAICS Code	326199
METHYL METHACRYLATE	N	1,523	4,569	6,092	0	0	6,092	0	0	0	0	0	0
STYRENE	N	12,803	38,410	51,213	0	0	51,213	0	0	0	0	0	0

* A "Y" in the FORM A column means a simplified Form A was submitted. An "N" means the full Form R was submitted. Facilities may report using the Form A for a non-PBT chemical if the total annual reportable amount for that chemical does not exceed 500 pounds and the amount manufactured, processed, or otherwise used for that chemical does not exceed 1 million pounds. When filing a Form A, no amounts are reported but by default the appendix lists them as zero.

** TOTAL OTHER OFF-SITE TRANSFERS = ALL OF FORM R SECTION 6.2 OFF-SITE TRANSFERS (DISPOSAL + TREATMENT + ENERGY RECOVERY + RECYCLING)

Page F-59 of F-81

*** BAE SYSTEMS, ORDINANCE SYSTEMS INC. AND RADFORD ARMY AMMUNITION ARE THE SAME FACILITY, REPORTING UNDER TWO SEPERATE IDs THE SUMMARY REPORT REFLECTS ONLY ONE SET OF DATA VALUES FOR TOTALS.

2019 Toxics Release Inventory

Appendix F

Facility County/Independent City		On-Site Releases from Section 5 of Form R						On-Site Management from Section 8 of Form R				Off-Site Transfers from Section 6 of Form R	
Facility Name/Address		Fugitive Air (pounds)	Stack Air (pounds)	Total Air (pounds)	Land (pounds)	Water (pounds)	Total On-Site Releases (pounds)	Energy Recovery (pounds)	Recycling (pounds)	Treatment (pounds)	Total On-Site Management (pounds)	POTW (pounds)	Total Other Off-Site Transfers ** (pounds)
Chemical Name	form A*												
Total for River Pools And Spas		14,326	42,979	57,305	0	0	57,305	0	0	0	0	0	0
RICHMOND	STELLA-JONES CORP							15939 HISTORY LAND HWY				NAICS Code	321114
ARSENIC COMPOUNDS	N	0	4	4	0	10	13	0	0	0	0	0	0
CHROMIUM COMPOUNDS(EXCEPT	N	0	3	3	0	6	9	0	0	0	0	0	0
COPPER COMPOUNDS	N	0	8	8	0	8	16	0	0	0	0	0	0
Total for Stella-Jones Corp		0	15	15	0	23	38	0	0	0	0	0	0
Total for Above County : (12 reports)		14,326	170,447	184,773	0	23	184,796	0	0	0	0	0	0
RICHMOND (CITY)	CARPENTER CO RICHMOND PLANT							2400 JEFFERSON DAVIS HWY				NAICS Code	326150
DIISOCYANATES	N	58	526	584	0	1	585	0	0	0	0	0	23,752
ETHYLENE GLYCOL	N	0	19	19	0	1	20	0	0	0	0	0	4,022
TOLUENE DIISOCYANATE (MIXED I	N	170	1,534	1,704	0	1	1,705	0	0	0	0	0	61,621
Total for Carpenter Co Richmond Plant		229	2,078	2,307	0	3	2,309	0	0	0	0	0	89,395
RICHMOND (CITY)	KINDER MORGAN TRANSMIX COMPANY, LLC							3302 DEEPWATER TERMINAL RD				NAICS Code	424710
1,2,4-TRIMETHYLBENZENE	N	113	1	115	0	0	115	0	0	29	29	0	1
BENZENE	N	117	38	155	0	0	155	0	0	983	983	0	1
ETHYLBENZENE	N	31	3	34	0	0	34	0	0	76	76	0	1
N-HEXANE	N	95	34	129	0	0	129	0	0	882	882	0	0
TOLUENE	N	234	43	277	0	1	278	0	0	1,117	1,117	0	3
XYLENE (MIXED ISOMERS)	N	273	17	290	0	1	291	0	0	454	454	0	3
Total for Kinder Morgan Transmix Company, Llc		864	136	1,000	0	3	1,002	0	0	3,541	3,541	0	8
RICHMOND (CITY)	PHILIP MORRIS USA COMMERCE ROAD SITE							3601 COMMERCE RD				NAICS Code	312230
NICOTINE AND SALTS	N	95	9,508	9,603	0	0	9,603	0	0	87,773	87,773	25,638	150,618

* A "Y" in the FORM A column means a simplified Form A was submitted. An "N" means the full Form R was submitted. Facilities may report using the Form A for a non-PBT chemical if the total annual reportable amount for that chemical does not exceed 500 pounds and the amount manufactured, processed, or otherwise used for that chemical does not exceed 1 million pounds. When filing a Form A, no amounts are reported but by default the appendix lists them as zero.

** TOTAL OTHER OFF-SITE TRANSFERS = ALL OF FORM R SECTION 6.2 OFF-SITE TRANSFERS (DISPOSAL + TREATMENT + ENERGY RECOVERY + RECYCLING)

Page F-60 of F-81

*** BAE SYSTEMS, ORDINANCE SYSTEMS INC. AND RADFORD ARMY AMMUNITION ARE THE SAME FACILITY, REPORTING UNDER TWO SEPERATE IDs THE SUMMARY REPORT REFLECTS ONLY ONE SET OF DATA VALUES FOR TOTALS.

2019 Toxics Release Inventory

Appendix F

Facility County/Independent City		On-Site Releases from Section 5 of Form R						On-Site Management from Section 8 of Form R				Off-Site Transfers from Section 6 of Form R	
Facility Name/Address		Fugitive Air (pounds)	Stack Air (pounds)	Total Air (pounds)	Land (pounds)	Water (pounds)	Total On-Site Releases (pounds)	Energy Recovery (pounds)	Recycling (pounds)	Treatment (pounds)	Total On-Site Management (pounds)	POTW (pounds)	Total Other Off-Site Transfers ** (pounds)
Chemical Name	form A*												
Total for Philip Morris Usa Commerce Road Site		95	9,508	9,603	0	0	9,603	0	0	87,773	87,773	25,638	150,618
RICHMOND (CITY)	RECO BIODIESEL, LLC							710 HOSPITAL ST				NAICS Code	325199
METHANOL	N	250	750	1,000	0	0	1,000	0	206,012	0	206,012	604,000	0
Total for Reco Biodiesel, Llc		250	750	1,000	0	0	1,000	0	206,012	0	206,012	604,000	0
RICHMOND (CITY)	SPRUANCE GENCO LLC							5001 COMMERCE RD				NAICS Code	221112
BARIUM COMPOUNDS	N	0	0	0	0	70	70	0	0	0	0	0	0
HYDROGEN FLUORIDE	N	0	2,002	2,002	0	0	2,002	0	0	31,369	31,369	0	0
SULFURIC ACID (1994 AND AFTER "	N	21	27	47	0	0	47	0	0	82,245	82,245	0	0
Total for Spruance Genco Llc		21	2,029	2,050	0	70	2,119	0	0	113,614	113,614	0	0
RICHMOND (CITY)	STERILIZATION SERVICES OF VIRGINIA							5674 EASTPORT BLVD				NAICS Code	339112
ETHYLENE GLYCOL	N	0	0	0	0	0	0	0	0	0	0	0	821,195
ETHYLENE OXIDE	N	0	3,557	3,557	0	0	3,557	0	0	347,425	347,425	0	0
Total for Sterilization Services Of Virginia		0	3,557	3,557	0	0	3,557	0	0	347,425	347,425	0	821,195
RICHMOND (CITY)	TCS MATERIALS RICHMOND PLANT							2100 DEEPWATER TERMINAL ROAD				NAICS Code	327320
NITRATE COMPOUNDS	N	0	0	0	0	235	235	0	0	0	0	0	0
Total for Tcs Materials Richmond Plant		0	0	0	0	235	235	0	0	0	0	0	0
RICHMOND (CITY)	UPACO ADHESIVES INC							4105 CASTLEWOOD RD				NAICS Code	325520
TOLUENE	N	1,028	1,028	2,056	0	0	2,056	0	0	0	0	0	1,624
XYLENE (MIXED ISOMERS)	N	806	806	1,612	0	0	1,612	0	0	0	0	0	1,273
Total for Upaco Adhesives Inc		1,834	1,834	3,668	0	0	3,668	0	0	0	0	0	2,897
Total for Above County : (19 reports)		3,292	19,892	23,184	0	310	23,494	0	206,012	552,353	758,365	629,638	1,064,113
ROANOKE	CARDINAL GLASS							2132 CARDINAL PARK DR				NAICS Code	327215

* A "Y" in the FORM A column means a simplified Form A was submitted. An "N" means the full Form R was submitted. Facilities may report using the Form A for a non-PBT chemical if the total annual reportable amount for that chemical does not exceed 500 pounds and the amount manufactured, processed, or otherwise used for that chemical does not exceed 1 million pounds. When filing a Form A, no amounts are reported but by default the appendix lists them as zero.

** TOTAL OTHER OFF-SITE TRANSFERS = ALL OF FORM R SECTION 6.2 OFF-SITE TRANSFERS (DISPOSAL + TREATMENT + ENERGY RECOVERY + RECYCLING)

Page F-61 of F-81

*** BAE SYSTEMS, ORDINANCE SYSTEMS INC. AND RADFORD ARMY AMMUNITION ARE THE SAME FACILITY, REPORTING UNDER TWO SEPERATE IDs THE SUMMARY REPORT REFLECTS ONLY ONE SET OF DATA VALUES FOR TOTALS.

2019 Toxics Release Inventory

Appendix F

Facility County/Independent City		On-Site Releases from Section 5 of Form R						On-Site Management from Section 8 of Form R				Off-Site Transfers from Section 6 of Form R	
Facility Name/Address		Fugitive Air (pounds)	Stack Air (pounds)	Total Air (pounds)	Land (pounds)	Water (pounds)	Total On-Site Releases (pounds)	Energy Recovery (pounds)	Recycling (pounds)	Treatment (pounds)	Total On-Site Management (pounds)	POTW (pounds)	Total Other Off-Site Transfers ** (pounds)
Chemical Name	form A*												
CHROMIUM	N	0	0	0	0	0	0	0	0	0	0	0	15,109
Total for Cardinal Glass		0	0	0	0	0	0	0	0	0	0	0	15,109
ROANOKE		CARGILL FEED & NUTRITION ROANOKE						1003 WALNUT AVE				NAICS Code	311119
MANGANESE COMPOUNDS	Y	0	0	0	0	0	0	0	0	0	0	0	0
ZINC COMPOUNDS	Y	0	0	0	0	0	0	0	0	0	0	0	0
Total for Cargill Feed & Nutrition Roanoke		0	0	0	0	0	0	0	0	0	0	0	0
ROANOKE		GRAHAM-WHITE MANUFACTURING CO.						1242 COLORADO ST				NAICS Code	336510
COPPER	N	38	0	38	0	6	44	0	0	0	0	0	34,625
Total for Graham-White Manufacturing Co.		38	0	38	0	6	44	0	0	0	0	0	34,625
ROANOKE		KIK (VIRGINIA) LLC						27 MILL LN				NAICS Code	325612
CHLORINE	N	1	0	1	0	0	1	0	0	0	0	0	0
Total for Kik (Virginia) Llc		1	0	1	0	0	1	0	0	0	0	0	0
ROANOKE		KOPPERS INC (ROANOKE)						4020 KOPPERS RD				NAICS Code	321114
CREOSOTE	N	1,800	1,900	3,700	0	1	3,701	0	920,000	50	920,050	0	9,100
Total for Koppers Inc (Roanoke)		1,800	1,900	3,700	0	1	3,701	0	920,000	50	920,050	0	9,100
ROANOKE		LAKE REGION MEDICAL, INC						200 S YORKSHIRE ST				NAICS Code	332996
NITRATE COMPOUNDS	N	0	0	0	0	0	0	0	0	722	722	35,092	35,092
NITRIC ACID	N	0	0	0	0	0	0	0	0	26,447	26,447	0	0
Total for Lake Region Medical, Inc		0	0	0	0	0	0	0	0	27,169	27,169	35,092	35,092
ROANOKE		MEDECO SECURITY LOCKS INC						3625 ALLEGHENY DR				NAICS Code	332510
COPPER	N	0	0	0	0	3	3	0	0	0	0	2	630,654
ZINC (FUME OR DUST)	N	0	1	1	0	0	1	0	0	0	0	0	34,522

* A "Y" in the FORM A column means a simplified Form A was submitted. An "N" means the full Form R was submitted. Facilities may report using the Form A for a non-PBT chemical if the total annual reportable amount for that chemical does not exceed 500 pounds and the amount manufactured, processed, or otherwise used for that chemical does not exceed 1 million pounds. When filing a Form A, no amounts are reported but by default the appendix lists them as zero.

** TOTAL OTHER OFF-SITE TRANSFERS = ALL OF FORM R SECTION 6.2 OFF-SITE TRANSFERS (DISPOSAL + TREATMENT + ENERGY RECOVERY + RECYCLING)

Page F-62 of F-81

*** BAE SYSTEMS, ORDINANCE SYSTEMS INC. AND RADFORD ARMY AMMUNITION ARE THE SAME FACILITY, REPORTING UNDER TWO SEPERATE IDs THE SUMMARY REPORT REFLECTS ONLY ONE SET OF DATA VALUES FOR TOTALS.

2019 Toxics Release Inventory

Appendix F

Facility County/Independent City		On-Site Releases from Section 5 of Form R						On-Site Management from Section 8 of Form R				Off-Site Transfers from Section 6 of Form R	
Facility Name/Address		Fugitive Air (pounds)	Stack Air (pounds)	Total Air (pounds)	Land (pounds)	Water (pounds)	Total On-Site Releases (pounds)	Energy Recovery (pounds)	Recycling (pounds)	Treatment (pounds)	Total On-Site Management (pounds)	POTW (pounds)	Total Other Off-Site Transfers ** (pounds)
Chemical Name	form A*												
Total for Medeco Security Locks Inc		0	1	1	0	3	4	0	0	0	0	2	665,176
ROANOKE		MENNEL MILLING CO OF VIRGINIA						5185 BENOIS RD				NAICS Code	311211
CHLORINE	Y	0	0	0	0	0	0	0	0	0	0	0	0
Total for Mennel Milling Co Of Virginia		0	0	0	0	0	0	0	0	0	0	0	0
ROANOKE		NEW MILLENNIUM BUILDING SYSTEMS						100 DIUGUIDS LANE				NAICS Code	332312
CERTAIN GLYCOL ETHERS	N	18,016	0	18,016	0	0	18,016	0	0	0	0	0	0
MANGANESE	N	170	0	170	0	0	170	0	0	0	0	0	88,897
NICKEL	N	1	0	1	0	0	1	0	0	0	0	0	7,201
Total for New Millennium Building Systems		18,187	0	18,187	0	0	18,187	0	0	0	0	0	96,098
ROANOKE		NOVOZYMES						420 KESLER MILL RD				NAICS Code	325414
NITRATE COMPOUNDS	N	0	0	0	0	0	0	0	0	0	0	0	28
Total for Novozymes		0	0	0	0	0	0	0	0	0	0	0	28
ROANOKE		SAFETY-KLEEN SYSTEMS VINTON (ROA)						16090 STEWARTSVILLE RD				NAICS Code	562112
ETHYLENE GLYCOL	N	0	4	4	0	0	4	0	0	0	0	0	194,192
Total for Safety-Kleen Systems Vinton (Roa)		0	4	4	0	0	4	0	0	0	0	0	194,192
ROANOKE		TECTON PRODUCTS LLC						5415 CORPORATE CIR				NAICS Code	326199
STYRENE	N	0	424	424	0	0	424	0	0	35,109	35,109	0	88
Total for Tecton Products Llc		0	424	424	0	0	424	0	0	35,109	35,109	0	88
ROANOKE		VIRGINIA TRANSFORMER CORP.						220 GLADE VIEW DR NE				NAICS Code	335311
XYLENE (MIXED ISOMERS)	N	4,955	2,545	7,500	0	0	7,500	0	995	0	995	0	0
Total for Virginia Transformer Corp.		4,955	2,545	7,500	0	0	7,500	0	995	0	995	0	0
ROANOKE		YOKOHAMA TIRE MANUFACTURING VIRGINIA LLC						1500 INDIANA ST				NAICS Code	326211

* A "Y" in the FORM A column means a simplified Form A was submitted. An "N" means the full Form R was submitted. Facilities may report using the Form A for a non-PBT chemical if the total annual reportable amount for that chemical does not exceed 500 pounds and the amount manufactured, processed, or otherwise used for that chemical does not exceed 1 million pounds. When filing a Form A, no amounts are reported but by default the appendix lists them as zero.

** TOTAL OTHER OFF-SITE TRANSFERS = ALL OF FORM R SECTION 6.2 OFF-SITE TRANSFERS (DISPOSAL + TREATMENT + ENERGY RECOVERY + RECYCLING)

Page F-63 of F-81

*** BAE SYSTEMS, ORDINANCE SYSTEMS INC. AND RADFORD ARMY AMMUNITION ARE THE SAME FACILITY, REPORTING UNDER TWO SEPERATE IDs THE SUMMARY REPORT REFLECTS ONLY ONE SET OF DATA VALUES FOR TOTALS.

2019 Toxics Release Inventory

Appendix F

Facility County/Independent City		On-Site Releases from Section 5 of Form R						On-Site Management from Section 8 of Form R				Off-Site Transfers from Section 6 of Form R	
Facility Name/Address		Fugitive Air (pounds)	Stack Air (pounds)	Total Air (pounds)	Land (pounds)	Water (pounds)	Total On-Site Releases (pounds)	Energy Recovery (pounds)	Recycling (pounds)	Treatment (pounds)	Total On-Site Management (pounds)	POTW (pounds)	Total Other Off-Site Transfers ** (pounds)
Chemical Name	form A*												
ZINC COMPOUNDS	N	4,326	0	4,326	0	0	4,326	0	0	0	0	45	21,366
Total for Yokohama Tire Manufacturing Virginia Llc		4,326	0	4,326	0	0	4,326	0	0	0	0	45	21,366
Total for Above County : (19 reports)		29,306	4,874	34,180	0	11	34,191	0	920,995	62,328	983,323	35,139	1,070,874
ROANOKE (CITY) AKZO NOBEL COATINGS INC								2837 ROANOKE AVE SW				NAICS Code	325510
1,2,4-TRIMETHYLBENZENE	N	1,082	0	1,082	0	0	1,082	0	0	0	0	0	4,639
ETHYLBENZENE	N	1,530	8	1,538	0	0	1,538	0	0	0	0	0	2,783
METHANOL	N	1,791	81	1,872	0	0	1,872	0	0	0	0	0	10,404
METHYL ISOBUTYL KETONE	N	385	0	385	0	0	385	0	0	0	0	0	4,639
N-BUTYL ALCOHOL	N	2,581	0	2,581	0	0	2,581	0	0	0	0	0	12,059
TOLUENE	N	2,768	39	2,807	0	0	2,807	0	0	0	0	0	19,479
XYLENE (MIXED ISOMERS)	N	5,974	15	5,989	0	0	5,989	0	0	0	0	0	28,756
Total for Akzo Nobel Coatings Inc		16,111	143	16,254	0	0	16,254	0	0	0	0	0	82,759
ROANOKE (CITY) CHEMSOLV INC								1140 INDUSTRY AVE SE				NAICS Code	424690
1,2,4-TRIMETHYLBENZENE	Y	0	0	0	0	0	0	0	0	0	0	0	0
ACRYLIC ACID	Y	0	0	0	0	0	0	0	0	0	0	0	0
AMMONIA	Y	0	0	0	0	0	0	0	0	0	0	0	0
BUTYL ACRYLATE	Y	0	0	0	0	0	0	0	0	0	0	0	0
CYCLOHEXANE	Y	0	0	0	0	0	0	0	0	0	0	0	0
DICHLOROMETHANE	N	128	0	128	0	0	128	0	0	0	0	0	0
ETHYLENE GLYCOL	N	6	1	7	0	0	7	0	0	0	0	0	39
FORMALDEHYDE	Y	0	0	0	0	0	0	0	0	0	0	0	0
FORMIC ACID	Y	0	0	0	0	0	0	0	0	0	0	0	0

* A "Y" in the FORM A column means a simplified Form A was submitted. An "N" means the full Form R was submitted. Facilities may report using the Form A for a non-PBT chemical if the total annual reportable amount for that chemical does not exceed 500 pounds and the amount manufactured, processed, or otherwise used for that chemical does not exceed 1 million pounds. When filing a Form A, no amounts are reported but by default the appendix lists them as zero.

** TOTAL OTHER OFF-SITE TRANSFERS = ALL OF FORM R SECTION 6.2 OFF-SITE TRANSFERS (DISPOSAL + TREATMENT + ENERGY RECOVERY + RECYCLING)

Page F-64 of F-81

*** BAE SYSTEMS, ORDINANCE SYSTEMS INC. AND RADFORD ARMY AMMUNITION ARE THE SAME FACILITY, REPORTING UNDER TWO SEPERATE IDs THE SUMMARY REPORT REFLECTS ONLY ONE SET OF DATA VALUES FOR TOTALS.

2019 Toxics Release Inventory

Appendix F

Facility County/Independent City		On-Site Releases from Section 5 of Form R						On-Site Management from Section 8 of Form R				Off-Site Transfers from Section 6 of Form R	
Facility Name/Address		Fugitive Air (pounds)	Stack Air (pounds)	Total Air (pounds)	Land (pounds)	Water (pounds)	Total On-Site Releases (pounds)	Energy Recovery (pounds)	Recycling (pounds)	Treatment (pounds)	Total On-Site Management (pounds)	POTW (pounds)	Total Other Off-Site Transfers ** (pounds)
Chemical Name	form A*												
METHANOL	N	556	535	1,091	0	0	1,091	0	0	0	0	0	0
METHYL ISOBUTYL KETONE	Y	0	0	0	0	0	0	0	0	0	0	0	0
N-BUTYL ALCOHOL	Y	0	0	0	0	0	0	0	0	0	0	0	0
N-HEXANE	Y	0	0	0	0	0	0	0	0	0	0	0	0
NITRIC ACID	Y	0	0	0	0	0	0	0	0	0	0	0	0
N-METHYL-2-PYRROLIDONE	Y	0	0	0	0	0	0	0	0	0	0	0	0
NONYLPHENOL ETHOXYLATES	Y	0	0	0	0	0	0	0	0	0	0	0	0
TOLUENE	N	183	358	541	0	0	541	0	0	0	0	0	0
XYLENE (MIXED ISOMERS)	N	61	41	102	0	0	102	0	0	0	0	0	4
Total for Chemsolv Inc		934	935	1,869	0	0	1,869	0	0	0	0	0	43
ROANOKE (CITY)		SEMCO DUCT & ACOUSTICAL PRODUCTS INC						1967 BLUE HILLS DR NE				NAICS Code	332322
CHROMIUM	N	0	0	0	0	0	0	0	0	0	0	0	7,545
MANGANESE	N	0	0	0	0	0	0	0	0	0	0	0	11,690
NICKEL	N	0	0	0	0	0	0	0	0	0	0	0	5,703
Total for Semco Duct & Acoustical Products Inc		0	0	0	0	0	0	0	0	0	0	0	24,938
ROANOKE (CITY)		SEMCO DUCT AND ACOUSTICAL PRODUCTS, INC.						1967 BLUE HILLS DR NE				NAICS Code	332322
CHROMIUM	N	0	0	0	0	0	0	0	0	0	0	0	7,545
MANGANESE	N	0	0	0	0	0	0	0	0	0	0	0	11,690
NICKEL	N	0	0	0	0	0	0	0	0	0	0	0	5,703
Total for Semco Duct And Acoustical Products, Inc.		0	0	0	0	0	0	0	0	0	0	0	24,938
ROANOKE (CITY)		STEEL DYNAMICS INC ROANOKE BAR DIV						102 WESTSIDE BLVD				NAICS Code	331110
CHROMIUM COMPOUNDS(EXCEPT	N	11	32	43	0	0	43	0	0	0	0	0	56,798
COPPER COMPOUNDS	N	2	32	34	0	32	66	0	0	0	0	0	37,351

* A "Y" in the FORM A column means a simplified Form A was submitted. An "N" means the full Form R was submitted. Facilities may report using the Form A for a non-PBT chemical if the total annual reportable amount for that chemical does not exceed 500 pounds and the amount manufactured, processed, or otherwise used for that chemical does not exceed 1 million pounds. When filing a Form A, no amounts are reported but by default the appendix lists them as zero.

** TOTAL OTHER OFF-SITE TRANSFERS = ALL OF FORM R SECTION 6.2 OFF-SITE TRANSFERS (DISPOSAL + TREATMENT + ENERGY RECOVERY + RECYCLING)

Page F-65 of F-81

*** BAE SYSTEMS, ORDINANCE SYSTEMS INC. AND RADFORD ARMY AMMUNITION ARE THE SAME FACILITY, REPORTING UNDER TWO SEPERATE IDs THE SUMMARY REPORT REFLECTS ONLY ONE SET OF DATA VALUES FOR TOTALS.

2019 Toxics Release Inventory

Appendix F

Facility County/Independent City		On-Site Releases from Section 5 of Form R						On-Site Management from Section 8 of Form R				Off-Site Transfers from Section 6 of Form R	
Facility Name/Address		Fugitive Air (pounds)	Stack Air (pounds)	Total Air (pounds)	Land (pounds)	Water (pounds)	Total On-Site Releases (pounds)	Energy Recovery (pounds)	Recycling (pounds)	Treatment (pounds)	Total On-Site Management (pounds)	POTW (pounds)	Total Other Off-Site Transfers ** (pounds)
Chemical Name	form A*												
MANGANESE COMPOUNDS	N	112	924	1,036	0	0	1,036	0	0	0	0	0	381,836
NICKEL COMPOUNDS	N	1	4	5	0	0	5	0	0	0	0	0	4,774
ZINC COMPOUNDS	N	26	1,789	1,815	0	758	2,573	0	0	0	0	0	2,875,597
Total for Steel Dynamics Inc Roanoke Bar Div		152	2,781	2,933	0	790	3,723	0	0	0	0	0	3,356,356
ROANOKE (CITY)		TRIVIUM PACKAGING USA, INC						5022 HOLLINS RD				NAICS Code	332431
CERTAIN GLYCOL ETHERS	N	0	3,200	3,200	0	0	3,200	0	0	176,000	176,000	0	5,400
CHROMIUM	N	0	0	0	0	0	0	0	0	0	0	0	131,720
COPPER	N	0	0	0	0	250	250	0	0	0	0	0	8,337
MANGANESE	N	0	0	0	0	0	0	0	0	0	0	0	113,170
N-BUTYL ALCOHOL	N	0	13,100	13,100	0	0	13,100	0	0	722,000	722,000	0	22,200
NICKEL	N	0	0	0	0	0	0	0	0	0	0	0	9,260
Total for Trivium Packaging Usa, Inc		0	16,300	16,300	0	250	16,550	0	0	898,000	898,000	0	290,087
Total for Above County : (42 reports)		17,197	20,159	37,356	0	1,040	38,396	0	0	898,000	898,000	0	3,779,121
ROCKBRIDGE		MODINE MANUFACTURING CO						1221 MAGNOLIA AVE				NAICS Code	333414
CHROMIUM	N	0	0	0	0	0	0	0	0	0	0	0	33,056
COPPER	N	9	36	45	0	1	46	0	0	0	0	0	8,625
NICKEL	N	0	0	0	0	0	0	0	0	0	0	0	4,848
Total for Modine Manufacturing Co		9	36	45	0	1	46	0	0	0	0	0	46,529
ROCKBRIDGE		MUNTERS						225 S MAGNOLIA AVE				NAICS Code	333415
CHROMIUM	N	0	0	0	0	0	0	0	0	0	0	0	37,548
MANGANESE	N	0	0	0	0	0	0	0	0	0	0	0	31,711
NICKEL	N	0	0	0	0	0	0	0	0	0	0	0	48,878

* A "Y" in the FORM A column means a simplified Form A was submitted. An "N" means the full Form R was submitted. Facilities may report using the Form A for a non-PBT chemical if the total annual reportable amount for that chemical does not exceed 500 pounds and the amount manufactured, processed, or otherwise used for that chemical does not exceed 1 million pounds. When filing a Form A, no amounts are reported but by default the appendix lists them as zero.

** TOTAL OTHER OFF-SITE TRANSFERS = ALL OF FORM R SECTION 6.2 OFF-SITE TRANSFERS (DISPOSAL + TREATMENT + ENERGY RECOVERY + RECYCLING)

Page F-66 of F-81

*** BAE SYSTEMS, ORDINANCE SYSTEMS INC. AND RADFORD ARMY AMMUNITION ARE THE SAME FACILITY, REPORTING UNDER TWO SEPERATE IDs THE SUMMARY REPORT REFLECTS ONLY ONE SET OF DATA VALUES FOR TOTALS.

2019 Toxics Release Inventory

Appendix F

Facility County/Independent City		On-Site Releases from Section 5 of Form R						On-Site Management from Section 8 of Form R				Off-Site Transfers from Section 6 of Form R	
Facility Name/Address		Fugitive Air (pounds)	Stack Air (pounds)	Total Air (pounds)	Land (pounds)	Water (pounds)	Total On-Site Releases (pounds)	Energy Recovery (pounds)	Recycling (pounds)	Treatment (pounds)	Total On-Site Management (pounds)	POTW (pounds)	Total Other Off-Site Transfers ** (pounds)
Chemical Name	form A*												
ZINC COMPOUNDS	N	0	0	0	0	0	0	0	0	0	0	0	54,016
Total for Munters		0	0	0	0	0	0	0	0	0	0	0	172,153
ROCKBRIDGE	MUNTERS CORP							43 DOUGLAS WAY				NAICS Code	333415
CHROMIUM	N	0	0	0	0	0	0	0	0	0	0	0	3,506
MANGANESE	N	0	0	0	0	0	0	0	0	0	0	0	2,077
NICKEL	N	0	0	0	0	0	0	0	0	0	0	0	4,359
Total for Munters Corp		0	0	0	0	0	0	0	0	0	0	0	9,942
ROCKBRIDGE	STELLA JONES CORP-GOSHEN FACILITY							9223 MAURY RIVER RD				NAICS Code	321114
COPPER COMPOUNDS	Y	0	0	0	0	0	0	0	0	0	0	0	0
CREOSOTE	N	3,410	2,991	6,401	0	17	6,418	0	0	0	0	0	6,465
Total for Stella Jones Corp-Goshen Facility		3,410	2,991	6,401	0	17	6,418	0	0	0	0	0	6,465
Total for Above County : (12 reports)		3,419	3,027	6,446	0	18	6,464	0	0	0	0	0	235,089
ROCKINGHAM	CARGILL MEAT SOLUTIONS INC							135 HUFFMAN DR				NAICS Code	311615
AMMONIA	N	0	11	11	0	0	11	0	0	0	0	5,792	0
NITRATE COMPOUNDS	N	0	0	0	0	0	0	0	0	67,998	67,998	74,630	0
NITRIC ACID	N	0	0	0	0	0	0	0	0	50,400	50,400	0	0
PERACETIC ACID	N	0	0	0	0	0	0	0	0	255,504	255,504	0	0
Total for Cargill Meat Solutions Inc		0	11	11	0	0	11	0	0	373,902	373,902	80,422	0
ROCKINGHAM	GEORGE'S FOODS, LLC. PROCESSING PLANT							501 N LIBERTY ST				NAICS Code	311615
PERACETIC ACID	N	0	0	0	0	0	0	0	0	123,270	123,270	0	0
Total for George'S Foods, Llc. Processing Plant		0	0	0	0	0	0	0	0	123,270	123,270	0	0
ROCKINGHAM	LSC COMMUNICATIONS / HARRISONBURG N							2347 KRATZER RD				NAICS Code	323117

* A "Y" in the FORM A column means a simplified Form A was submitted. An "N" means the full Form R was submitted. Facilities may report using the Form A for a non-PBT chemical if the total annual reportable amount for that chemical does not exceed 500 pounds and the amount manufactured, processed, or otherwise used for that chemical does not exceed 1 million pounds. When filing a Form A, no amounts are reported but by default the appendix lists them as zero.

** TOTAL OTHER OFF-SITE TRANSFERS = ALL OF FORM R SECTION 6.2 OFF-SITE TRANSFERS (DISPOSAL + TREATMENT + ENERGY RECOVERY + RECYCLING)

Page F-67 of F-81

*** BAE SYSTEMS, ORDINANCE SYSTEMS INC. AND RADFORD ARMY AMMUNITION ARE THE SAME FACILITY, REPORTING UNDER TWO SEPERATE IDs THE SUMMARY REPORT REFLECTS ONLY ONE SET OF DATA VALUES FOR TOTALS.

2019 Toxics Release Inventory

Appendix F

Facility County/Independent City		On-Site Releases from Section 5 of Form R						On-Site Management from Section 8 of Form R				Off-Site Transfers from Section 6 of Form R	
Facility Name/Address		Fugitive Air (pounds)	Stack Air (pounds)	Total Air (pounds)	Land (pounds)	Water (pounds)	Total On-Site Releases (pounds)	Energy Recovery (pounds)	Recycling (pounds)	Treatment (pounds)	Total On-Site Management (pounds)	POTW (pounds)	Total Other Off-Site Transfers ** (pounds)
Chemical Name	form A*												
CERTAIN GLYCOL ETHERS	N	17,531	7,021	24,552	0	0	24,552	0	0	0	0	0	1,628
Total for Lsc Communications / Harrisonburg N		17,531	7,021	24,552	0	0	24,552	0	0	0	0	0	1,628
ROCKINGHAM		MERCK SHARP & DOHME CORP.						2778 SE SIDE HWY				NAICS Code	325412
ACETONITRILE	N	2,794	360	3,154	0	0	3,154	0	0	9,075	9,075	0	310,682
ETHYLENE GLYCOL	N	7	0	7	0	0	7	0	0	4,204	4,204	0	0
METHANOL	N	5,702	1,986	7,688	0	0	7,688	0	1,897	238,665	240,562	0	360,259
NITRATE COMPOUNDS	N	0	0	0	0	0	0	0	0	26,266	26,266	0	0
Total for Merck Sharp & Dohme Corp.		8,503	2,346	10,849	0	0	10,849	0	1,897	278,210	280,107	0	670,941
ROCKINGHAM		MOLSON COORS SHENANDOAH BREWERY						5135 S EASTSIDE HWY				NAICS Code	312120
AMMONIA	N	771	1,227	1,998	35,135	2,171	39,304	0	0	35,135	35,135	0	0
NITRATE COMPOUNDS	N	651	0	651	1,948	5,754	8,353	0	0	0	0	0	0
Total for Molson Coors Shenandoah Brewery		1,422	1,227	2,649	37,083	7,925	47,657	0	0	35,135	35,135	0	0
ROCKINGHAM		PILGRIM'S PRIDE CORP BROADWAY FACILITY						330 CO-OP DR				NAICS Code	311615
AMMONIA	N	3,960	0	3,960	0	0	3,960	0	0	0	0	46,314	46,314
PERACETIC ACID	N	0	0	0	0	0	0	0	0	143,897	143,897	0	0
Total for Pilgrim'S Pride Corp Broadway Facility		3,960	0	3,960	0	0	3,960	0	0	143,897	143,897	46,314	46,314
ROCKINGHAM		VALLEY PROTEINS INC LINVILLE FACILITY						6230 KRATZER RD				NAICS Code	311613
AMMONIA	N	0	128	128	582	0	710	0	0	14,263	14,263	0	5
CHLORINE DIOXIDE	N	0	0	0	12,971	0	12,971	0	0	0	0	0	0
Total for Valley Proteins Inc Linville Facility		0	128	128	13,553	0	13,681	0	0	14,263	14,263	0	5
ROCKINGHAM		VPGC LLC BROADWAY FEEDMIL						410 S MAIN ST				NAICS Code	311119
COPPER COMPOUNDS	Y	0	0	0	0	0	0	0	0	0	0	0	0

* A "Y" in the FORM A column means a simplified Form A was submitted. An "N" means the full Form R was submitted. Facilities may report using the Form A for a non-PBT chemical if the total annual reportable amount for that chemical does not exceed 500 pounds and the amount manufactured, processed, or otherwise used for that chemical does not exceed 1 million pounds. When filing a Form A, no amounts are reported but by default the appendix lists them as zero.

** TOTAL OTHER OFF-SITE TRANSFERS = ALL OF FORM R SECTION 6.2 OFF-SITE TRANSFERS (DISPOSAL + TREATMENT + ENERGY RECOVERY + RECYCLING)

Page F-68 of F-81

*** BAE SYSTEMS, ORDINANCE SYSTEMS INC. AND RADFORD ARMY AMMUNITION ARE THE SAME FACILITY, REPORTING UNDER TWO SEPERATE IDs THE SUMMARY REPORT REFLECTS ONLY ONE SET OF DATA VALUES FOR TOTALS.

2019 Toxics Release Inventory

Appendix F

Facility County/Independent City		On-Site Releases from Section 5 of Form R						On-Site Management from Section 8 of Form R				Off-Site Transfers from Section 6 of Form R	
Facility Name/Address		Fugitive Air (pounds)	Stack Air (pounds)	Total Air (pounds)	Land (pounds)	Water (pounds)	Total On-Site Releases (pounds)	Energy Recovery (pounds)	Recycling (pounds)	Treatment (pounds)	Total On-Site Management (pounds)	POTW (pounds)	Total Other Off-Site Transfers ** (pounds)
Chemical Name	form A*												
MANGANESE COMPOUNDS	Y	0	0	0	0	0	0	0	0	0	0	0	0
ZINC COMPOUNDS	Y	0	0	0	0	0	0	0	0	0	0	0	0
Total for Vpgc Llc Broadway Feedmil		0	0	0	0	0	0	0	0	0	0	0	0
ROCKINGHAM		VPGC LLC HINTON FACILITY						6349 RAWLEY PIKE HWY 33 WE				NAICS Code	311615
NITRATE COMPOUNDS	N	0	0	0	0	55,813	55,813	0	0	593,001	593,001	0	0
Total for Vpgc Llc Hinton Facility		0	0	0	0	55,813	55,813	0	0	593,001	593,001	0	0
ROCKINGHAM		WWF OPERATING CO						6364 S VALLEY PIKE				NAICS Code	311511
AMMONIA	N	0	0	0	0	0	0	0	0	0	0	0	0
NITRATE COMPOUNDS	N	0	0	0	0	0	0	0	0	0	0	41,379	0
NITRIC ACID	N	0	0	0	0	0	0	0	0	413,786	413,786	0	0
Total for Wwf Operating Co		0	0	0	0	0	0	0	0	413,786	413,786	41,379	0
Total for Above County : (23 reports)		31,416	10,733	42,149	50,636	63,738	156,523	0	1,897	1,975,464	1,977,361	168,115	718,888
RUSSELL		SAMUEL SON & COMPANY (USA) INC.						58 SAMUEL WAY				NAICS Code	332420
CHROMIUM	N	5	0	5	0	5	10	0	0	0	0	0	994
MANGANESE	N	66	0	66	0	14	80	0	0	0	0	0	10,784
NICKEL	N	3	0	3	0	5	8	0	0	0	0	0	1,193
Total for Samuel Son & Company (Usa) Inc.		74	0	74	0	24	98	0	0	0	0	0	12,971
Total for Above County : (3 reports)		74	0	74	0	24	98	0	0	0	0	0	12,971
SALEM (CITY)		GE DRIVES & CONTROLS						1501 ROANOKE BLVD				NAICS Code	335314
COPPER	N	0	0	0	0	2	2	0	0	0	0	2	70,000
Total for Ge Drives & Controls		0	0	0	0	2	2	0	0	0	0	2	70,000

* A "Y" in the FORM A column means a simplified Form A was submitted. An "N" means the full Form R was submitted. Facilities may report using the Form A for a non-PBT chemical if the total annual reportable amount for that chemical does not exceed 500 pounds and the amount manufactured, processed, or otherwise used for that chemical does not exceed 1 million pounds. When filing a Form A, no amounts are reported but by default the appendix lists them as zero.

** TOTAL OTHER OFF-SITE TRANSFERS = ALL OF FORM R SECTION 6.2 OFF-SITE TRANSFERS (DISPOSAL + TREATMENT + ENERGY RECOVERY + RECYCLING)

Page F-69 of F-81

*** BAE SYSTEMS, ORDINANCE SYSTEMS INC. AND RADFORD ARMY AMMUNITION ARE THE SAME FACILITY, REPORTING UNDER TWO SEPERATE IDs THE SUMMARY REPORT REFLECTS ONLY ONE SET OF DATA VALUES FOR TOTALS.

2019 Toxics Release Inventory

Appendix F

Facility County/Independent City		On-Site Releases from Section 5 of Form R						On-Site Management from Section 8 of Form R				Off-Site Transfers from Section 6 of Form R	
Facility Name/Address		Fugitive Air (pounds)	Stack Air (pounds)	Total Air (pounds)	Land (pounds)	Water (pounds)	Total On-Site Releases (pounds)	Energy Recovery (pounds)	Recycling (pounds)	Treatment (pounds)	Total On-Site Management (pounds)	POTW (pounds)	Total Other Off-Site Transfers ** (pounds)
Chemical Name	form A*												
SALEM (CITY)	NOVOZYMES BIOLOGICALS INC							528 CHAPMAN ST				NAICS Code	325414
NITRATE COMPOUNDS	N	0	0	0	0	0	0	0	0	0	0	0	8
Total for Novozymes Biologicals Inc		0	0	0	0	0	0	0	0	0	0	0	8
SALEM (CITY)	QUALICHEM, INC PLANT 1							2003 SALEM INDUSTRIAL DR				NAICS Code	325998
2-PHENYLPHENOL	Y	0	0	0	0	0	0	0	0	0	0	0	0
3-IODO-2-PROPYNYL BUTYLCARB	Y	0	0	0	0	0	0	0	0	0	0	0	0
CERTAIN GLYCOL ETHERS	Y	0	0	0	0	0	0	0	0	0	0	0	0
Total for Qualichem, Inc Plant 1		0	0	0	0	0	0	0	0	0	0	0	0
SALEM (CITY)	QUALICHEM, INC. PLANT 2							510 BRANCH DR				NAICS Code	325998
SODIUM NITRITE	Y	0	0	0	0	0	0	0	0	0	0	0	0
Total for Qualichem, Inc. Plant 2		0	0	0	0	0	0	0	0	0	0	0	0
Total for Above County : (6 reports)		0	0	0	0	2	2	0	0	0	0	2	70,008
SCOTT	TEMPUR PRODUCTION USA INC							203 TEMPURPEDIC DR				NAICS Code	337910
DIISOCYANATES	N	5	5	10	0	0	10	0	0	0	0	0	7,168
Total for Tempur Production Usa Inc		5	5	10	0	0	10	0	0	0	0	0	7,168
Total for Above County : (1 record)		5	5	10	0	0	10	0	0	0	0	0	7,168
SHENANDOAH	CABINETWORKS GROUP - MOUNT JACKSON PLANT							1325 INDUSTRIAL PARK RD				NAICS Code	337110
ETHYLBENZENE	N	697	4,258	4,955	0	0	4,955	0	0	12,509	12,509	0	6,522
METHANOL	N	348	1,762	2,110	0	0	2,110	0	0	6,251	6,251	0	2,477
TOLUENE	N	1,322	1,466	2,788	0	0	2,788	0	0	23,714	23,714	0	9,162
XYLENE (MIXED ISOMERS)	N	3,194	19,910	23,104	0	0	23,104	0	0	57,316	57,316	0	29,694

* A "Y" in the FORM A column means a simplified Form A was submitted. An "N" means the full Form R was submitted. Facilities may report using the Form A for a non-PBT chemical if the total annual reportable amount for that chemical does not exceed 500 pounds and the amount manufactured, processed, or otherwise used for that chemical does not exceed 1 million pounds. When filing a Form A, no amounts are reported but by default the appendix lists them as zero.

** TOTAL OTHER OFF-SITE TRANSFERS = ALL OF FORM R SECTION 6.2 OFF-SITE TRANSFERS (DISPOSAL + TREATMENT + ENERGY RECOVERY + RECYCLING)

Page F-70 of F-81

*** BAE SYSTEMS, ORDINANCE SYSTEMS INC. AND RADFORD ARMY AMMUNITION ARE THE SAME FACILITY, REPORTING UNDER TWO SEPERATE IDs THE SUMMARY REPORT REFLECTS ONLY ONE SET OF DATA VALUES FOR TOTALS.

2019 Toxics Release Inventory

Appendix F

Facility County/Independent City		On-Site Releases from Section 5 of Form R						On-Site Management from Section 8 of Form R				Off-Site Transfers from Section 6 of Form R	
Facility Name/Address		Fugitive Air (pounds)	Stack Air (pounds)	Total Air (pounds)	Land (pounds)	Water (pounds)	Total On-Site Releases (pounds)	Energy Recovery (pounds)	Recycling (pounds)	Treatment (pounds)	Total On-Site Management (pounds)	POTW (pounds)	Total Other Off-Site Transfers ** (pounds)
Chemical Name	form A*												
Total for Cabetworks Group - Mount Jackson Plant		5,561	27,396	32,957	0	0	32,957	0	0	99,790	99,790	0	47,855
SHENANDOAH	GEORGE'S CHICKEN LLC							19992 SENEDO RD				NAICS Code	311615
NITRATE COMPOUNDS	N	0	0	0	0	40,567	40,567	0	0	6,003,379	6,003,379	0	1,523
PERACETIC ACID	N	0	0	0	0	0	0	0	0	227,000	227,000	0	0
Total for George'S Chicken Llc		0	0	0	0	40,567	40,567	0	0	6,230,379	6,230,379	0	1,523
SHENANDOAH	GEORGES FAMILY FARMS, LLC MT JACKSON FEED MILL							560 CAVERNS RD				NAICS Code	311119
MANGANESE COMPOUNDS	Y	0	0	0	0	0	0	0	0	0	0	0	0
ZINC COMPOUNDS	Y	0	0	0	0	0	0	0	0	0	0	0	0
Total for Georges Family Farms, Llc Mt Jackson Fee		0	0	0	0	0	0	0	0	0	0	0	0
SHENANDOAH	HOWELL METAL CO							574 DEPOT RD				NAICS Code	331420
COPPER	N	0	22	22	0	0	22	0	0	0	0	0	215,070
Total for Howell Metal Co		0	22	22	0	0	22	0	0	0	0	0	215,070
SHENANDOAH	LSC COMMUNICATIONS / STRASBURG							ONE SHENANDOAH VALLEY DR				NAICS Code	323111
CERTAIN GLYCOL ETHERS	N	3,485	41	3,526	0	0	3,526	0	0	8,196	8,196	86	0
Total for Lsc Communications / Strasburg		3,485	41	3,526	0	0	3,526	0	0	8,196	8,196	86	0
SHENANDOAH	NEW MARKET POULTRY LLC							145 OLD EAST CROSS ROAD				NAICS Code	311615
NITRATE COMPOUNDS	N	0	0	0	0	67,800	67,800	0	0	273,300	273,300	190	310
Total for New Market Poultry Llc		0	0	0	0	67,800	67,800	0	0	273,300	273,300	190	310
Total for Above County : (11 reports)		9,046	27,459	36,505	0	108,367	144,872	0	0	6,611,665	6,611,665	276	264,758
SMYTH	SUPERIOR CARRIERS INC							4625 LEE HWY				NAICS Code	325998
N-BUTYL ALCOHOL	N	250	0	250	0	0	250	0	0	0	0	0	0
Total for Superior Carriers Inc		250	0	250	0	0	250	0	0	0	0	0	0

* A "Y" in the FORM A column means a simplified Form A was submitted. An "N" means the full Form R was submitted. Facilities may report using the Form A for a non-PBT chemical if the total annual reportable amount for that chemical does not exceed 500 pounds and the amount manufactured, processed, or otherwise used for that chemical does not exceed 1 million pounds. When filing a Form A, no amounts are reported but by default the appendix lists them as zero.

** TOTAL OTHER OFF-SITE TRANSFERS = ALL OF FORM R SECTION 6.2 OFF-SITE TRANSFERS (DISPOSAL + TREATMENT + ENERGY RECOVERY + RECYCLING)

Page F-71 of F-81

*** BAE SYSTEMS, ORDINANCE SYSTEMS INC. AND RADFORD ARMY AMMUNITION ARE THE SAME FACILITY, REPORTING UNDER TWO SEPERATE IDs THE SUMMARY REPORT REFLECTS ONLY ONE SET OF DATA VALUES FOR TOTALS.

2019 Toxics Release Inventory

Appendix F

Facility County/Independent City		On-Site Releases from Section 5 of Form R						On-Site Management from Section 8 of Form R				Off-Site Transfers from Section 6 of Form R	
Facility Name/Address		Fugitive Air (pounds)	Stack Air (pounds)	Total Air (pounds)	Land (pounds)	Water (pounds)	Total On-Site Releases (pounds)	Energy Recovery (pounds)	Recycling (pounds)	Treatment (pounds)	Total On-Site Management (pounds)	POTW (pounds)	Total Other Off-Site Transfers ** (pounds)
Chemical Name	form A*												
SMYTH UTILITY TRAILER MANUFACTURING CO								124 MOUNTAIN EMPIRE RD				NAICS Code	336212
CHROMIUM	N	0	5	5	0	0	5	0	0	0	0	0	167,859
DIISOCYANATES	N	0	0	0	0	0	0	0	0	0	0	0	0
MANGANESE	N	0	18	18	0	0	18	0	0	0	0	0	93,187
NICKEL	N	0	2	2	0	0	2	0	0	0	0	0	53,687
Total for Utility Trailer Manufacturing Co		0	25	25	0	0	25	0	0	0	0	0	314,733
Total for Above County : (5 reports)		250	25	275	0	0	275	0	0	0	0	0	314,733
SOUTHAMPTON ARKEMA INC FRANKLIN PLANT								27047 SHADY BROOK TRAIL				NAICS Code	325199
TERT-BUTYL ALCOHOL	N	250	250	500	0	0	500	0	0	0	0	0	121,000
Total for Arkema Inc Franklin Plant		250	250	500	0	0	500	0	0	0	0	0	121,000
SOUTHAMPTON ATLANTIC POLE & PILING - NEWSOMS								21366 GENERAL THOMAS HWY				NAICS Code	321114
ARSENIC COMPOUNDS	N	0	0	0	0	13	13	0	0	0	0	0	0
CHROMIUM COMPOUNDS(EXCEPT	N	0	0	0	0	11	11	0	0	0	0	0	0
COPPER COMPOUNDS	N	0	0	0	0	6	6	0	0	0	0	0	0
Total for Atlantic Pole & Piling - Newsoms		0	0	0	0	30	30	0	0	0	0	0	0
SOUTHAMPTON SOLENIS LLC								27123 SHADY BROOK TRAIL				NAICS Code	325199
1,2-DICHLOROPROPANE	N	3,820	3,300	7,120	0	90	7,210	0	0	0	0	0	10
HYDROCHLORIC ACID (1995 AND A	N	16,790	2,800	19,590	0	0	19,590	0	0	0	0	0	0
TRIETHYLAMINE	N	4,300	4,900	9,200	0	10	9,210	0	0	0	0	0	40
Total for Solenis Llc		24,910	11,000	35,910	0	100	36,010	0	0	0	0	0	50
Total for Above County : (7 reports)		25,160	11,250	36,410	0	130	36,540	0	0	0	0	0	121,050

* A "Y" in the FORM A column means a simplified Form A was submitted. An "N" means the full Form R was submitted. Facilities may report using the Form A for a non-PBT chemical if the total annual reportable amount for that chemical does not exceed 500 pounds and the amount manufactured, processed, or otherwise used for that chemical does not exceed 1 million pounds. When filing a Form A, no amounts are reported but by default the appendix lists them as zero.

** TOTAL OTHER OFF-SITE TRANSFERS = ALL OF FORM R SECTION 6.2 OFF-SITE TRANSFERS (DISPOSAL + TREATMENT + ENERGY RECOVERY + RECYCLING)

Page F-72 of F-81

*** BAE SYSTEMS, ORDINANCE SYSTEMS INC. AND RADFORD ARMY AMMUNITION ARE THE SAME FACILITY, REPORTING UNDER TWO SEPERATE IDs THE SUMMARY REPORT REFLECTS ONLY ONE SET OF DATA VALUES FOR TOTALS.

2019 Toxics Release Inventory

Appendix F

Facility County/Independent City		On-Site Releases from Section 5 of Form R						On-Site Management from Section 8 of Form R				Off-Site Transfers from Section 6 of Form R	
Facility Name/Address		Fugitive Air (pounds)	Stack Air (pounds)	Total Air (pounds)	Land (pounds)	Water (pounds)	Total On-Site Releases (pounds)	Energy Recovery (pounds)	Recycling (pounds)	Treatment (pounds)	Total On-Site Management (pounds)	POTW (pounds)	Total Other Off-Site Transfers ** (pounds)
Chemical Name	form A*												
SPOTSYLVANIA	CMC REBAR							9434 CROSSROADS PKWY				NAICS Code	332312
NICKEL COMPOUNDS	Y	0	0	0	0	0	0	0	0	0	0	0	0
Total for Cmc Rebar		0	0	0	0	0	0	0	0	0	0	0	0
SPOTSYLVANIA	OLDCASTLE PRECAST INC							5115 MASSAPONAX CHURCH RD				NAICS Code	327390
MANGANESE COMPOUNDS	N	0	2	2	39	0	41	0	0	0	0	0	4,198
Total for Oldcastle Precast Inc		0	2	2	39	0	41	0	0	0	0	0	4,198
SPOTSYLVANIA	ONDULINE NA							4900 ONDURA DR				NAICS Code	324122
CERTAIN GLYCOL ETHERS	N	518	6,886	7,404	0	0	7,404	0	0	0	0	0	0
CHROMIUM COMPOUNDS(EXCEPT	N	0	0	0	0	0	0	0	0	0	0	0	250
Total for Onduline Na		518	6,886	7,404	0	0	7,404	0	0	0	0	0	250
SPOTSYLVANIA	RUFFIN CREEK PROPERTIES LLC							10229 TIDEWATER TRAIL				NAICS Code	321114
COPPER COMPOUNDS	N	0	0	0	0	0	0	0	0	0	0	0	0
Total for Ruffin Creek Properties Llc		0	0	0	0	0	0	0	0	0	0	0	0
SPOTSYLVANIA	VIRGINIA CONCRETE SPOTSYLVANIA PLANT							6110 SMITH STATION ROAD				NAICS Code	327320
NITRATE COMPOUNDS	N	0	0	0	0	519	519	0	0	0	0	0	0
Total for Virginia Concrete Spotsylvania Plant		0	0	0	0	519	519	0	0	0	0	0	0
Total for Above County : (6 reports)		518	6,888	7,406	39	519	7,965	0	0	0	0	0	4,448
STAFFORD	COLONIAL CIRCUITS INC.							1026 WARRENTON RD				NAICS Code	334412
COPPER	N	0	0	0	0	0	0	0	0	0	0	1	250
Total for Colonial Circuits Inc.		0	0	0	0	0	0	0	0	0	0	1	250
STAFFORD	MAPEI CORP							300 NELMS CIR				NAICS Code	325520

* A "Y" in the FORM A column means a simplified Form A was submitted. An "N" means the full Form R was submitted. Facilities may report using the Form A for a non-PBT chemical if the total annual reportable amount for that chemical does not exceed 500 pounds and the amount manufactured, processed, or otherwise used for that chemical does not exceed 1 million pounds. When filing a Form A, no amounts are reported but by default the appendix lists them as zero.

** TOTAL OTHER OFF-SITE TRANSFERS = ALL OF FORM R SECTION 6.2 OFF-SITE TRANSFERS (DISPOSAL + TREATMENT + ENERGY RECOVERY + RECYCLING)

Page F-73 of F-81

*** BAE SYSTEMS, ORDINANCE SYSTEMS INC. AND RADFORD ARMY AMMUNITION ARE THE SAME FACILITY, REPORTING UNDER TWO SEPERATE IDs THE SUMMARY REPORT REFLECTS ONLY ONE SET OF DATA VALUES FOR TOTALS.

2019 Toxics Release Inventory

Appendix F

Facility County/Independent City Facility Name/Address		On-Site Releases from Section 5 of Form R						On-Site Management from Section 8 of Form R				Off-Site Transfers from Section 6 of Form R	
Chemical Name	form A*	Fugitive Air (pounds)	Stack Air (pounds)	Total Air (pounds)	Land (pounds)	Water (pounds)	Total On-Site Releases (pounds)	Energy Recovery (pounds)	Recycling (pounds)	Treatment (pounds)	Total On-Site Management (pounds)	POTW (pounds)	Total Other Off-Site Transfers ** (pounds)
LITHIUM CARBONATE	Y	0	0	0	0	0	0	0	0	0	0	0	0
Total for Mapei Corp		0	0	0	0	0	0	0	0	0	0	0	0
Total for Above County : (2 reports)		0	0	0	0	0	0	0	0	0	0	1	250
SUFFOLK (CITY)		AIRGAS SPECIALTY PRODUCTS INC., SUFFOLK, VA						105 DILL RD				NAICS Code	424690
AMMONIA	N	250	250	500	0	0	500	0	0	0	0	0	0
Total for Airgas Specialty Products Inc., Suffolk, Va		250	250	500	0	0	500	0	0	0	0	0	0
SUFFOLK (CITY)		CAMERON CHEMICAL INC.						830 OLD DILL RD.				NAICS Code	325314
COPPER COMPOUNDS	N	250	250	500	0	5	505	0	0	0	0	0	0
MANGANESE COMPOUNDS	N	250	250	500	0	5	505	0	0	0	0	0	0
ZINC COMPOUNDS	N	250	250	500	0	5	505	0	0	0	0	0	0
Total for Cameron Chemical Inc.		750	750	1,500	0	15	1,515	0	0	0	0	0	0
SUFFOLK (CITY)		SOLENIS LLC						2301 WILROY RD				NAICS Code	325199
ACRYLAMIDE	N	35	64	99	0	0	99	0	0	109,359	109,359	91,013	91,837
ACRYLIC ACID	N	23	102	125	0	0	125	0	0	25,255	25,255	1,318	2,344
ACRYLONITRILE	N	81	1,503	1,584	0	0	1,584	0	0	14,311	14,311	0	1
AMMONIA	N	20	534	554	0	0	554	0	0	167	167	1,113	1,557
METHANOL	N	390	3,327	3,717	0	0	3,717	0	3,192,945	26,320	3,219,265	7,853	14,184
Total for Solenis Llc		549	5,530	6,079	0	0	6,079	0	3,192,945	175,412	3,368,357	101,297	109,923
Total for Above County : (9 reports)		1,549	6,530	8,079	0	15	8,094	0	3,192,945	175,412	3,368,357	101,297	109,923
SUSSEX		MURPHY-BROWN LLC WAVERLY FEED MILL						27404 CABIN POINT RD				NAICS Code	311119
COPPER COMPOUNDS	N	0	3	3	0	0	3	0	0	0	0	0	5
ZINC (FUME OR DUST)	N	0	4	4	0	0	4	0	0	0	0	0	6

* A "Y" in the FORM A column means a simplified Form A was submitted. An "N" means the full Form R was submitted. Facilities may report using the Form A for a non-PBT chemical if the total annual reportable amount for that chemical does not exceed 500 pounds and the amount manufactured, processed, or otherwise used for that chemical does not exceed 1 million pounds. When filing a Form A, no amounts are reported but by default the appendix lists them as zero.

** TOTAL OTHER OFF-SITE TRANSFERS = ALL OF FORM R SECTION 6.2 OFF-SITE TRANSFERS (DISPOSAL + TREATMENT + ENERGY RECOVERY + RECYCLING)

Page F-74 of F-81

*** BAE SYSTEMS, ORDINANCE SYSTEMS INC. AND RADFORD ARMY AMMUNITION ARE THE SAME FACILITY, REPORTING UNDER TWO SEPERATE IDs THE SUMMARY REPORT REFLECTS ONLY ONE SET OF DATA VALUES FOR TOTALS.

2019 Toxics Release Inventory

Appendix F

Facility County/Independent City Facility Name/Address		On-Site Releases from Section 5 of Form R						On-Site Management from Section 8 of Form R				Off-Site Transfers from Section 6 of Form R	
Chemical Name	form A*	Fugitive Air (pounds)	Stack Air (pounds)	Total Air (pounds)	Land (pounds)	Water (pounds)	Total On-Site Releases (pounds)	Energy Recovery (pounds)	Recycling (pounds)	Treatment (pounds)	Total On-Site Management (pounds)	POTW (pounds)	Total Other Off-Site Transfers ** (pounds)
Total for Murphy-Brown Llc Waverly Feed Mill		0	7	7	0	0	7	0	0	0	0	0	11
Total for Above County : (2 reports)		0	7	7	0	0	7	0	0	0	0	0	11
VIRGINIA BEACH (CITY)	PAPCO INC							4920 SOUTHERN BLVD				NAICS Code	424710
NAPHTHALENE	Y	0	0	0	0	0	0	0	0	0	0	0	0
Total for Papco Inc		0	0	0	0	0	0	0	0	0	0	0	0
VIRGINIA BEACH (CITY)	STIHL INC							536 VIKING DR				NAICS Code	333112
N-HEXANE	N	56	7,616	7,672	0	0	7,672	0	0	0	0	0	0
TOLUENE	N	28	3,808	3,836	0	0	3,836	0	0	0	0	0	0
Total for Stihl Inc		84	11,424	11,508	0	0	11,508	0	0	0	0	0	0
VIRGINIA BEACH (CITY)	U.S. NAVY NAVAL AIR STATION OCEANA RANGE							1750 TOMCAT BLVD				NAICS Code	928110
NAPHTHALENE	N	179	640	819	0	1	820	0	0	527	527	0	0
Total for U.S. Navy Naval Air Station Oceana Range		179	640	819	0	1	820	0	0	527	527	0	0
Total for Above County : (4 reports)		263	12,064	12,327	0	1	12,328	0	0	527	527	0	0
WARREN	AXALTA COATING SYSTEMS USA LLC-FRONT ROYAL PLANT							7961 WINCHESTER RD				NAICS Code	325510
1,2,4-TRIMETHYLBENZENE	N	26	233	259	0	0	259	0	0	70	70	0	5,918
1,2-BUTYLENE OXIDE	N	10	0	10	0	0	10	0	0	0	0	0	0
ACRYLIC ACID	N	0	368	368	0	0	368	0	0	0	0	0	0
ACRYLONITRILE	N	0	0	0	0	0	0	0	0	0	0	0	1
BUTYL ACRYLATE	N	0	520	520	0	0	520	0	0	0	0	0	114
CERTAIN GLYCOL ETHERS	N	0	183	183	0	0	183	0	0	3	3	0	2,190
CHROMIUM COMPOUNDS(EXCEPT	N	0	1	1	0	0	1	0	0	0	0	0	0
CUMENE	N	1	13	14	0	0	14	0	0	0	0	0	2

* A "Y" in the FORM A column means a simplified Form A was submitted. An "N" means the full Form R was submitted. Facilities may report using the Form A for a non-PBT chemical if the total annual reportable amount for that chemical does not exceed 500 pounds and the amount manufactured, processed, or otherwise used for that chemical does not exceed 1 million pounds. When filing a Form A, no amounts are reported but by default the appendix lists them as zero.

** TOTAL OTHER OFF-SITE TRANSFERS = ALL OF FORM R SECTION 6.2 OFF-SITE TRANSFERS (DISPOSAL + TREATMENT + ENERGY RECOVERY + RECYCLING)

Page F-75 of F-81

*** BAE SYSTEMS, ORDINANCE SYSTEMS INC. AND RADFORD ARMY AMMUNITION ARE THE SAME FACILITY, REPORTING UNDER TWO SEPERATE IDs THE SUMMARY REPORT REFLECTS ONLY ONE SET OF DATA VALUES FOR TOTALS.

2019 Toxics Release Inventory

Appendix F

Facility County/Independent City		On-Site Releases from Section 5 of Form R						On-Site Management from Section 8 of Form R				Off-Site Transfers from Section 6 of Form R	
Facility Name/Address		Fugitive Air (pounds)	Stack Air (pounds)	Total Air (pounds)	Land (pounds)	Water (pounds)	Total On-Site Releases (pounds)	Energy Recovery (pounds)	Recycling (pounds)	Treatment (pounds)	Total On-Site Management (pounds)	POTW (pounds)	Total Other Off-Site Transfers ** (pounds)
Chemical Name	form A*												
CYCLOHEXANE	N	0	0	0	0	0	0	0	0	0	0	0	3
CYCLOHEXANOL	N	0	27	27	0	0	27	0	0	0	0	0	0
DIISOCYANATES	N	0	0	0	0	0	0	0	0	0	0	0	161
ETHYL ACRYLATE	N	5	267	272	0	0	272	0	0	0	0	0	1
ETHYLBENZENE	N	40	3,394	3,434	0	0	3,434	0	0	390	390	0	23,151
METHANOL	N	519	1,826	2,345	0	0	2,345	0	0	0	0	0	0
METHYL ACRYLATE	N	0	265	265	0	0	265	0	0	0	0	0	4
METHYL ISOBUTYL KETONE	N	159	526	685	0	0	685	0	0	821	821	0	69
METHYL METHACRYLATE	N	0	265	265	0	0	265	0	0	0	0	0	4
NAPHTHALENE	N	0	60	60	0	0	60	0	0	0	0	0	0
N-BUTYL ALCOHOL	N	0	126	126	0	0	126	0	0	0	0	0	133
N-METHYL-2-PYRROLIDONE	N	0	0	0	0	0	0	0	0	0	0	0	0
PHTHALIC ANHYDRIDE	N	0	55	55	0	0	55	0	0	0	0	0	794
STYRENE	N	0	1,178	1,178	0	0	1,178	0	0	0	0	0	113
TOLUENE	N	883	6,973	7,856	0	0	7,856	0	3,802,564	3,507	3,806,071	0	142,742
VANADIUM COMPOUNDS	N	0	2	2	0	0	2	0	0	0	0	0	3,532
XYLENE (MIXED ISOMERS)	N	587	7,576	8,163	0	0	8,163	0	3,508,403	1,555	3,509,958	0	136,926
ZINC COMPOUNDS	N	0	18	18	0	0	18	0	0	0	0	0	1,930
Total for Axalta Coating Systems Usa Llc-Front Royal		2,231	23,876	26,107	0	0	26,107	0	7,310,967	6,346	7,317,313	0	317,787
WARREN		QUARLES PETROLEUM INC. FRONT ROYAL BULK PLANT						195 COMMERCE AVE				NAICS Code	424710
1,2,4-TRIMETHYLBENZENE	Y	0	0	0	0	0	0	0	0	0	0	0	0
BENZENE	Y	0	0	0	0	0	0	0	0	0	0	0	0
ETHYLBENZENE	Y	0	0	0	0	0	0	0	0	0	0	0	0

* A "Y" in the FORM A column means a simplified Form A was submitted. An "N" means the full Form R was submitted. Facilities may report using the Form A for a non-PBT chemical if the total annual reportable amount for that chemical does not exceed 500 pounds and the amount manufactured, processed, or otherwise used for that chemical does not exceed 1 million pounds. When filing a Form A, no amounts are reported but by default the appendix lists them as zero.

** TOTAL OTHER OFF-SITE TRANSFERS = ALL OF FORM R SECTION 6.2 OFF-SITE TRANSFERS (DISPOSAL + TREATMENT + ENERGY RECOVERY + RECYCLING)

Page F-76 of F-81

*** BAE SYSTEMS, ORDINANCE SYSTEMS INC. AND RADFORD ARMY AMMUNITION ARE THE SAME FACILITY, REPORTING UNDER TWO SEPERATE IDs THE SUMMARY REPORT REFLECTS ONLY ONE SET OF DATA VALUES FOR TOTALS.

2019 Toxics Release Inventory

Appendix F

Facility County/Independent City		On-Site Releases from Section 5 of Form R						On-Site Management from Section 8 of Form R				Off-Site Transfers from Section 6 of Form R	
Facility Name/Address		Fugitive Air (pounds)	Stack Air (pounds)	Total Air (pounds)	Land (pounds)	Water (pounds)	Total On-Site Releases (pounds)	Energy Recovery (pounds)	Recycling (pounds)	Treatment (pounds)	Total On-Site Management (pounds)	POTW (pounds)	Total Other Off-Site Transfers ** (pounds)
Chemical Name	form A*												
N-HEXANE	Y	0	0	0	0	0	0	0	0	0	0	0	0
TOLUENE	Y	0	0	0	0	0	0	0	0	0	0	0	0
XYLENE (MIXED ISOMERS)	Y	0	0	0	0	0	0	0	0	0	0	0	0
Total for Quarles Petroleum Inc. Front Royal Bulk Pla		0	0	0	0	0	0	0	0	0	0	0	0
WARREN		RPS COMPOSITES VIRGINIA, INC.						211 E 4TH ST				NAICS Code	326199
STYRENE	N	1,668	5,002	6,670	0	0	6,670	0	0	0	0	0	0
Total for Rps Composites Virginia, Inc.		1,668	5,002	6,670	0	0	6,670	0	0	0	0	0	0
WARREN		TORAY PLASTICS (AMERICA) INC						500 TORAY DR				NAICS Code	326150
NITRATE COMPOUNDS	N	0	0	0	0	0	0	0	135,032	0	135,032	0	5,363
NITRIC ACID	N	0	0	0	0	0	0	0	0	0	0	0	0
SODIUM NITRITE	N	0	0	0	0	0	0	0	252,297	0	252,297	0	8,436
Total for Toray Plastics (America) Inc		0	0	0	0	0	0	0	387,329	0	387,329	0	13,799
Total for Above County : (36 reports)		3,899	28,878	32,777	0	0	32,777	0	7,698,296	6,346	7,704,642	0	331,586
WASHINGTON		AGC FLAT GLASS NA ABINGDON PLANT						18370 OAK PARK DR				NAICS Code	327215
SILVER	N	5	5	10	0	0	10	0	0	0	0	0	20,529
ZINC COMPOUNDS	N	5	5	10	0	0	10	0	0	0	0	0	9,032
Total for Agc Flat Glass Na Abingdon Plant		10	10	20	0	0	20	0	0	0	0	0	29,561
WASHINGTON		APPALACHIAN PLASTICS INC.						34001 GLOVE DR				NAICS Code	326199
METHYL METHACRYLATE	N	1,244	3,731	4,975	0	0	4,975	0	0	0	0	0	0
STYRENE	N	9,618	28,855	38,473	0	0	38,473	0	0	0	0	0	0
Total for Appalachian Plastics Inc.		10,862	32,586	43,448	0	0	43,448	0	0	0	0	0	0
WASHINGTON		AZZ GALVANIZING-BRISTOL						14781 INDUSTRIAL PARK RD				NAICS Code	332812

* A "Y" in the FORM A column means a simplified Form A was submitted. An "N" means the full Form R was submitted. Facilities may report using the Form A for a non-PBT chemical if the total annual reportable amount for that chemical does not exceed 500 pounds and the amount manufactured, processed, or otherwise used for that chemical does not exceed 1 million pounds. When filing a Form A, no amounts are reported but by default the appendix lists them as zero.

** TOTAL OTHER OFF-SITE TRANSFERS = ALL OF FORM R SECTION 6.2 OFF-SITE TRANSFERS (DISPOSAL + TREATMENT + ENERGY RECOVERY + RECYCLING)

Page F-77 of F-81

*** BAE SYSTEMS, ORDINANCE SYSTEMS INC. AND RADFORD ARMY AMMUNITION ARE THE SAME FACILITY, REPORTING UNDER TWO SEPERATE IDs THE SUMMARY REPORT REFLECTS ONLY ONE SET OF DATA VALUES FOR TOTALS.

2019 Toxics Release Inventory

Appendix F

Facility County/Independent City		On-Site Releases from Section 5 of Form R						On-Site Management from Section 8 of Form R				Off-Site Transfers from Section 6 of Form R	
Facility Name/Address		Fugitive Air (pounds)	Stack Air (pounds)	Total Air (pounds)	Land (pounds)	Water (pounds)	Total On-Site Releases (pounds)	Energy Recovery (pounds)	Recycling (pounds)	Treatment (pounds)	Total On-Site Management (pounds)	POTW (pounds)	Total Other Off-Site Transfers ** (pounds)
Chemical Name	form A*												
ZINC COMPOUNDS	N	958	0	958	0	86	1,044	0	0	0	0	0	206,383
Total for Azz Galvanizing-Bristol		958	0	958	0	86	1,044	0	0	0	0	0	206,383
WASHINGTON	HAPCO							26252 HILLMAN HIGHWAY				NAICS Code	332312
ALUMINUM (FUME OR DUST)	N	5,721	11,442	17,163	0	0	17,163	0	0	0	0	0	191,255
ZINC (FUME OR DUST)	N	1,211	2,422	3,633	0	0	3,633	0	0	0	0	0	62,812
ZINC COMPOUNDS	N	0	0	0	1	0	1	0	0	0	0	0	0
Total for Hapco		6,932	13,864	20,796	1	0	20,797	0	0	0	0	0	254,067
WASHINGTON	MXI ENVIRONMENTAL SERVICES, LLC							26319 OLD TRAIL RD (ST RTE 679)				NAICS Code	562111
METHANOL	N	250	0	250	0	0	250	0	0	0	0	0	0
Total for Mxi Environmental Services, Llc		250	0	250	0	0	250	0	0	0	0	0	0
WASHINGTON	STRONGWELL CORP HIGHLANDS DIV							26770 NEWBANKS RD				NAICS Code	326199
ANTIMONY COMPOUNDS	N	0	84	84	0	0	84	0	0	0	0	0	0
STYRENE	N	8,740	0	8,740	0	0	8,740	0	0	70	70	0	371
Total for Strongwell Corp Highlands Div		8,740	84	8,824	0	0	8,824	0	0	70	70	0	371
WASHINGTON	UTILITY TRAILER MANUFACTURING CO							13160 MONROE RD				NAICS Code	336212
CHROMIUM	N	0	3	3	0	0	3	0	0	0	0	0	44,626
DIISOCYANATES	Y	0	0	0	0	0	0	0	0	0	0	0	0
MANGANESE	N	0	13	13	0	0	13	0	0	0	0	0	33,241
NICKEL	N	0	1	1	0	0	1	0	0	0	0	0	12,312
Total for Utility Trailer Manufacturing Co		0	17	17	0	0	17	0	0	0	0	0	90,179
WASHINGTON	W&W-AFCO STEEL LLC							15083 INDUSTRIAL PARK RD				NAICS Code	332312
MANGANESE	N	0	2	2	0	0	2	0	0	0	0	0	38,468

* A "Y" in the FORM A column means a simplified Form A was submitted. An "N" means the full Form R was submitted. Facilities may report using the Form A for a non-PBT chemical if the total annual reportable amount for that chemical does not exceed 500 pounds and the amount manufactured, processed, or otherwise used for that chemical does not exceed 1 million pounds. When filing a Form A, no amounts are reported but by default the appendix lists them as zero.

** TOTAL OTHER OFF-SITE TRANSFERS = ALL OF FORM R SECTION 6.2 OFF-SITE TRANSFERS (DISPOSAL + TREATMENT + ENERGY RECOVERY + RECYCLING)

Page F-78 of F-81

*** BAE SYSTEMS, ORDINANCE SYSTEMS INC. AND RADFORD ARMY AMMUNITION ARE THE SAME FACILITY, REPORTING UNDER TWO SEPERATE IDs THE SUMMARY REPORT REFLECTS ONLY ONE SET OF DATA VALUES FOR TOTALS.

2019 Toxics Release Inventory

Appendix F

Facility County/Independent City		On-Site Releases from Section 5 of Form R						On-Site Management from Section 8 of Form R				Off-Site Transfers from Section 6 of Form R	
Facility Name/Address		Fugitive Air (pounds)	Stack Air (pounds)	Total Air (pounds)	Land (pounds)	Water (pounds)	Total On-Site Releases (pounds)	Energy Recovery (pounds)	Recycling (pounds)	Treatment (pounds)	Total On-Site Management (pounds)	POTW (pounds)	Total Other Off-Site Transfers ** (pounds)
Chemical Name	form A*												
Total for W&W-Afco Steel Llc		0	2	2	0	0	2	0	0	0	0	0	38,468
WASHINGTON	ZENITH FUEL SYSTEMS LLC							14570 INDUSTRIAL PARK RD				NAICS Code	336310
ZINC COMPOUNDS	N	0	0	0	0	0	0	0	0	0	0	0	736
Total for Zenith Fuel Systems Llc		0	0	0	0	0	0	0	0	0	0	0	736
Total for Above County : (17 reports)		27,752	46,562	74,314	1	86	74,401	0	0	70	70	0	619,765
WESTMORELAND	CARRY-ON TRAILER CORP							159 INDUSTRIAL PARK RD				NAICS Code	336212
1,2,4-TRIMETHYLBENZENE	N	0	11,057	11,057	0	0	11,057	0	0	286	286	0	204
CERTAIN GLYCOL ETHERS	N	0	34,223	34,223	0	0	34,223	0	0	2,204	2,204	0	656
CHROMIUM	N	6	0	6	0	0	6	0	0	0	0	0	482
MANGANESE	N	57	0	57	0	0	57	0	0	0	0	0	1,357
NICKEL	N	6	0	6	0	0	6	0	0	0	0	0	439
Total for Carry-On Trailer Corp		69	45,280	45,349	0	0	45,349	0	0	2,490	2,490	0	3,138
Total for Above County : (5 reports)		69	45,280	45,349	0	0	45,349	0	0	2,490	2,490	0	3,138
WINCHESTER (CITY)	O'SULLIVAN FILMS INC							1944 VALLEY AVE				NAICS Code	326113
ANTIMONY COMPOUNDS	N	10	58	68	0	0	68	0	0	0	0	0	74
BARIUM COMPOUNDS	N	4	23	28	0	0	28	0	0	0	0	7	8
DI(2-ETHYLHEXYL) PHTHALATE	N	32	181	213	0	0	213	0	0	0	0	0	0
ETHYLBENZENE	N	0	181	181	0	0	181	0	0	16,562	16,562	0	1,523
METHYL ISOBUTYL KETONE	N	0	2,782	2,782	0	0	2,782	0	0	262,479	262,479	0	24,129
N,N-DIMETHYLFORMAMIDE	N	0	2,475	2,475	0	0	2,475	0	0	222,953	222,953	0	20,506
TOLUENE	N	0	5,441	5,441	0	0	5,441	0	0	490,988	490,988	0	45,157
XYLENE (MIXED ISOMERS)	N	0	909	909	0	0	909	0	0	82,905	82,905	0	7,624

* A "Y" in the FORM A column means a simplified Form A was submitted. An "N" means the full Form R was submitted. Facilities may report using the Form A for a non-PBT chemical if the total annual reportable amount for that chemical does not exceed 500 pounds and the amount manufactured, processed, or otherwise used for that chemical does not exceed 1 million pounds. When filing a Form A, no amounts are reported but by default the appendix lists them as zero.

** TOTAL OTHER OFF-SITE TRANSFERS = ALL OF FORM R SECTION 6.2 OFF-SITE TRANSFERS (DISPOSAL + TREATMENT + ENERGY RECOVERY + RECYCLING)

Page F-79 of F-81

*** BAE SYSTEMS, ORDINANCE SYSTEMS INC. AND RADFORD ARMY AMMUNITION ARE THE SAME FACILITY, REPORTING UNDER TWO SEPERATE IDs THE SUMMARY REPORT REFLECTS ONLY ONE SET OF DATA VALUES FOR TOTALS.

2019 Toxics Release Inventory

Appendix F

Facility County/Independent City		On-Site Releases from Section 5 of Form R						On-Site Management from Section 8 of Form R				Off-Site Transfers from Section 6 of Form R	
Facility Name/Address		Fugitive Air (pounds)	Stack Air (pounds)	Total Air (pounds)	Land (pounds)	Water (pounds)	Total On-Site Releases (pounds)	Energy Recovery (pounds)	Recycling (pounds)	Treatment (pounds)	Total On-Site Management (pounds)	POTW (pounds)	Total Other Off-Site Transfers ** (pounds)
Chemical Name	form A*												
Total for O'Sullivan Films Inc		46	12,051	12,097	0	0	12,097	0	0	1,075,887	1,075,887	7	99,022
Total for Above County : (8 reports)		46	12,051	12,097	0	0	12,097	0	0	1,075,887	1,075,887	7	99,022
WISE VIRGINIA CITY HYBRID ENERGY CENTER								3425 RUSSELL CREEK RD				NAICS Code	221112
1,2,4-TRIMETHYLBENZENE	Y	0	0	0	0	0	0	0	0	0	0	0	0
AMMONIA	N	0	64,700	64,700	0	32	64,732	0	0	0	0	0	0
BARIUM COMPOUNDS	N	0	581	581	110,000	35	110,616	0	0	0	0	0	0
CHROMIUM COMPOUNDS(EXCEPT	N	0	82	82	20,400	0	20,482	0	0	0	0	0	0
COPPER COMPOUNDS	N	0	168	168	22,600	1	22,769	0	0	0	0	0	0
HYDROCHLORIC ACID (1995 AND A	N	0	65,600	65,600	0	0	65,600	0	0	864,000	864,000	0	0
HYDROGEN FLUORIDE	N	0	126	126	0	0	126	0	0	108,000	108,000	0	0
MANGANESE COMPOUNDS	N	0	5,490	5,490	37,600	26	43,116	0	0	0	0	0	0
NAPHTHALENE	Y	0	0	0	0	0	0	0	0	0	0	0	0
N-HEXANE	Y	0	0	0	0	0	0	0	0	0	0	0	0
NICKEL COMPOUNDS	N	0	126	126	20,100	1	20,227	0	0	0	0	0	0
SULFURIC ACID (1994 AND AFTER "	N	0	3,690	3,690	0	0	3,690	0	0	338,000	338,000	0	0
VANADIUM COMPOUNDS	N	0	3	3	42,600	0	42,603	0	0	0	0	0	0
ZINC COMPOUNDS	N	0	1,440	1,440	27,100	11	28,551	0	0	0	0	0	0
Total for Virginia City Hybrid Energy Center		0	142,006	142,006	280,400	107	422,513	0	0	1,310,000	1,310,000	0	0
Total for Above County : (14 reports)		0	142,006	142,006	280,400	107	422,513	0	0	1,310,000	1,310,000	0	0
WYTHE HUTCHINSON SEALING SYSTEMS INC								1150 S THIRD ST				NAICS Code	326291
ZINC COMPOUNDS	N	32	736	768	0	0	768	0	0	0	0	1	12,346
Total for Hutchinson Sealing Systems Inc		32	736	768	0	0	768	0	0	0	0	1	12,346

* A "Y" in the FORM A column means a simplified Form A was submitted. An "N" means the full Form R was submitted. Facilities may report using the Form A for a non-PBT chemical if the total annual reportable amount for that chemical does not exceed 500 pounds and the amount manufactured, processed, or otherwise used for that chemical does not exceed 1 million pounds. When filing a Form A, no amounts are reported but by default the appendix lists them as zero.

** TOTAL OTHER OFF-SITE TRANSFERS = ALL OF FORM R SECTION 6.2 OFF-SITE TRANSFERS (DISPOSAL + TREATMENT + ENERGY RECOVERY + RECYCLING)

Page F-80 of F-81

*** BAE SYSTEMS, ORDINANCE SYSTEMS INC. AND RADFORD ARMY AMMUNITION ARE THE SAME FACILITY, REPORTING UNDER TWO SEPERATE IDs THE SUMMARY REPORT REFLECTS ONLY ONE SET OF DATA VALUES FOR TOTALS.

2019 Toxics Release Inventory

Appendix F

Facility County/Independent City		On-Site Releases from Section 5 of Form R						On-Site Management from Section 8 of Form R				Off-Site Transfers from Section 6 of Form R	
Facility Name/Address		Fugitive Air (pounds)	Stack Air (pounds)	Total Air (pounds)	Land (pounds)	Water (pounds)	Total On-Site Releases (pounds)	Energy Recovery (pounds)	Recycling (pounds)	Treatment (pounds)	Total On-Site Management (pounds)	POTW (pounds)	Total Other Off-Site Transfers ** (pounds)
Chemical Name	form A*												
WYTHE	LONGWOOD ELASTOMERS INC							655 FAIRVIEW RD				NAICS Code	326291
TOLUENE	N	1,365	12,287	13,652	0	0	13,652	0	0	0	0	0	1,061
ZINC COMPOUNDS	N	0	4	4	0	0	4	0	0	0	0	2	3,694
Total for Longwood Elastomers Inc		1,365	12,291	13,657	0	0	13,657	0	0	0	0	2	4,755
Total for Above County : (3 reports)		1,397	13,027	14,425	0	0	14,425	0	0	0	0	4	17,101
YORK	AFETA CAMP PEARY							1100 EXECUTIVE DRIVE				NAICS Code	928110
COPPER	Y	0	0	0	0	0	0	0	0	0	0	0	0
Total for Afeta Camp Peary		0	0	0	0	0	0	0	0	0	0	0	0
YORK	EATON CORPORATION - WILLIAMSBURG MANUFACTURING							149 WARWICK COURT				NAICS Code	335999
CHROMIUM	N	0	0	0	0	0	0	0	0	0	0	0	44,022
NICKEL	N	0	0	0	0	0	0	0	0	0	0	0	17,084
Total for Eaton Corporation - Williamsburg Manufactu		0	0	0	0	0	0	0	0	0	0	0	61,106
YORK	US NAVY NWSY DEFENSE FUEL SUPPLY POINT YORKTOWN							FUEL FARM RD				NAICS Code	928110
NAPHTHALENE	N	1	103	104	0	0	104	0	0	2,567	2,567	0	0
Total for Us Navy Nwsy Defense Fuel Supply Point Y		1	103	104	0	0	104	0	0	2,567	2,567	0	0
YORK	YORKTOWN POWER STATION							1600 WATERVIEW RD				NAICS Code	221112
1,2,4-TRIMETHYLBENZENE	Y	0	0	0	0	0	0	0	0	0	0	0	0
NAPHTHALENE	Y	0	0	0	0	0	0	0	0	0	0	0	0
N-HEXANE	Y	0	0	0	0	0	0	0	0	0	0	0	0
Total for Yorktown Power Station		0	0	0	0	0	0	0	0	0	0	0	0
Total for Above County : (7 reports)		1	103	104	0	0	104	0	0	2,567	2,567	0	61,106

* A "Y" in the FORM A column means a simplified Form A was submitted. An "N" means the full Form R was submitted. Facilities may report using the Form A for a non-PBT chemical if the total annual reportable amount for that chemical does not exceed 500 pounds and the amount manufactured, processed, or otherwise used for that chemical does not exceed 1 million pounds. When filing a Form A, no amounts are reported but by default the appendix lists them as zero.

** TOTAL OTHER OFF-SITE TRANSFERS = ALL OF FORM R SECTION 6.2 OFF-SITE TRANSFERS (DISPOSAL + TREATMENT + ENERGY RECOVERY + RECYCLING)

Page F-81 of F-81

*** BAE SYSTEMS, ORDINANCE SYSTEMS INC. AND RADFORD ARMY AMMUNITION ARE THE SAME FACILITY, REPORTING UNDER TWO SEPERATE IDs THE SUMMARY REPORT REFLECTS ONLY ONE SET OF DATA VALUES FOR TOTALS.

**Appendix G - 2019 Summary of Facilities, Chemical
Releases, Transfers and Management (PBT)**

Appendix G: 2019 Summary of Facilities, Chemical Releases, Transfers, and Management (PBT)

Alphabetical Listing by Facility Within Each County/Independent City

2019 Toxics Release Inventory

Appendix G

Facility County/Independent City		On-Site Releases from Section 5 of Form R						On-Site Management from Section 8 of Form R				Off-Site Transfers from Section 6 of Form R	
Facility Name/Address							Total On-Site Releases				Total On-Site Management		
Chemical Name	form A*	Fugitive Air (pounds)	Stack Air (pounds)	Total Air (pounds)	Land (pounds)	Water (pounds)	(pounds)	Energy Recovery (pounds)	Recycling (pounds)	Treatment (pounds)	(pounds)	POTW (pounds)	Total Other Off-Site Transfers ** (pounds)
ACCOMACK	PERDUE FARMS ACCOMAC PROCESSING PLANT							22520 LANKFORD HWY				NAICS Code	311615
BENZO(G,H,I)PERYLENE	N	0	0	0	0	0	0	0	0	0	0	0	0
POLYCYCLIC AROMATIC COMPOU	N	0	0	0	0	0	0	0	0	0	0	0	0
Total for Perdue Farms Accomac Processing Plant		0	0	0	0	0	0	0	0	0	0	0	0
ACCOMACK	U.S. NASA GSFC WALLOPS FLIGHT FACILITY							34200 FULTON STREET				NAICS Code	927110
LEAD COMPOUNDS	N	0	44	44	0	3	691	0	0	0	0	0	0
Total for U.S. Nasa Gsfc Wallops Flight Facility		0	44	44	0	3	691	0	0	0	0	0	0
Total for Above County : (3 records)		0	44	44	0	3	691	0	0	0	0	0	0
ALBEMARLE	INTELLIGENT PLATFORMS, LLC							2500 AUSTIN DRIVE				NAICS Code	334513
LEAD	N	0	1	1	0	0	1	0	0	0	0	0	300
Total for Intelligent Platforms, Llc		0	1	1	0	0	1	0	0	0	0	0	300
ALBEMARLE	NORTHROP GRUMMAN SYSTEMS CORPORATION							1070 SEMINOLE TRAIL				NAICS Code	334511
LEAD	N	0	0	0	0	0	0	0	0	0	0	1	15
Total for Northrop Grumman Systems Corporation		0	0	0	0	0	0	0	0	0	0	1	15
ALBEMARLE	S.L. WILLIAMSON CO. INC. SHOP							1230 RIVER ROAD				NAICS Code	324121
POLYCYCLIC AROMATIC COMPOU	N	0	0	0	0	0	0	0	0	0	0	0	0
Total for S.L. Williamson Co. Inc. Shop		0	0	0	0	0	0	0	0	0	0	0	0
Total for Above County : (3 records)		0	1	1	0	0	1	0	0	0	0	1	315
ALEXANDRIA (CITY)	VIRGINIA PAVING ALEXANDRIA PLANT							5601 COURTNEY AVENUE				NAICS Code	324121
BENZO(G,H,I)PERYLENE	N	0	0	0	0	0	0	0	0	0	0	0	0
POLYCYCLIC AROMATIC COMPOU	N	1	0	1	0	0	1	0	0	0	0	0	0

* A "Y" in the FORM A column means a simplified Form A was submitted. An "N" means the full Form R was submitted. Facilities may report using the Form A for a non-PBT chemical if the total annual reportable amount for that chemical does not exceed 500 pounds and the amount manufactured, processed, or otherwise used for that chemical does not exceed 1 million pounds. When filing a Form A, no amounts are reported but by default the appendix lists them as zero.

** TOTAL OTHER OFF-SITE TRANSFERS = ALL OF FORM R SECTION 6.2 OFF-SITE TRANSFERS (DISPOSAL + TREATMENT + ENERGY RECOVERY + RECYCLING)

2019 Toxics Release Inventory

Appendix G

Facility County/Independent City Facility Name/Address		On-Site Releases from Section 5 of Form R						On-Site Management from Section 8 of Form R				Off-Site Transfers from Section 6 of Form R	
Chemical Name	form A*	Fugitive Air (pounds)	Stack Air (pounds)	Total Air (pounds)	Land (pounds)	Water (pounds)	Total On-Site Releases (pounds)	Energy Recovery (pounds)	Recycling (pounds)	Treatment (pounds)	Total On-Site Management (pounds)	POTW (pounds)	Total Other Off-Site Transfers ** (pounds)
Total for Virginia Paving Alexandria Plant		1	0	1	0	0	1	0	0	0	0	0	0
Total for Above County : (2 records)		1	0	1	0	0	1	0	0	0	0	0	0
AMHERST	COOPER STEEL							275 FRANCIS AVE				NAICS Code	332312
LEAD	N	0	0	0	0	0	0	0	0	0	0	0	0
Total for Cooper Steel		0	0	0	0	0	0	0	0	0	0	0	0
AMHERST	GREIF PACKAGING LLC							861 FIBRE PLANT RD				NAICS Code	322110
DIOXIN AND DIOXIN-LIKE COMPO	N	0	0	0	0	0	0	0	0	0	0	0	0
LEAD	N	0	5	5	0	0	5	0	0	0	0	0	0
Total for Greif Packaging Llc		0	5	5	0	0	5	0	0	0	0	0	0
Total for Above County : (3 records)		0	5	5	0	0	5	0	0	0	0	0	0
ARLINGTON	PENTAGON RESERVATION							2 N ROTARY RD				NAICS Code	928110
LEAD	N	0	0	0	0	0	0	0	0	0	0	0	0
LEAD COMPOUNDS	N	0	276	276	0	0	276	0	0	0	0	0	0
Total for Pentagon Reservation		0	276	276	0	0	276	0	0	0	0	0	0
ARLINGTON	US ARMY JOINT BASE MYER-HENDERSON HALL GARRISON OPS (PA							204 LEE AVE				NAICS Code	928110
LEAD	N	0	0	0	0	0	0	0	0	0	0	0	0
Total for Us Army Joint Base Myer-Henderson Hall		0	0	0	0	0	0	0	0	0	0	0	0
ARLINGTON	VIRGINIA CONCRETE SHIRLINGTON PLANT							2651 SHIRLINGTON RD				NAICS Code	327320
LEAD	N	0	0	0	0	0	0	0	0	0	0	0	0
Total for Virginia Concrete Shirlington Plant		0	0	0	0	0	0	0	0	0	0	0	0
Total for Above County : (4 records)		0	276	277	0	0	277	0	0	0	0	0	0
AUGUSTA	BALL ADVANCED ALUMINUM TECHNOLOGIES CORP							56 DUNSMORE RD				NAICS Code	331524
LEAD	N	0	4	4	0	0	4	0	0	0	0	0	71
Total for Ball Advanced Aluminum Technologies C		0	4	4	0	0	4	0	0	0	0	0	71

* A "Y" in the FORM A column means a simplified Form A was submitted. An "N" means the full Form R was submitted. Facilities may report using the Form A for a non-PBT chemical if the total annual reportable amount for that chemical does not exceed 500 pounds and the amount manufactured, processed, or otherwise used for that chemical does not exceed 1 million pounds. When filing a Form A, no amounts are reported but by default the appendix lists them as zero.

** TOTAL OTHER OFF-SITE TRANSFERS = ALL OF FORM R SECTION 6.2 OFF-SITE TRANSFERS (DISPOSAL + TREATMENT + ENERGY RECOVERY + RECYCLING)

2019 Toxics Release Inventory

Appendix G

Facility County/Independent City Facility Name/Address		On-Site Releases from Section 5 of Form R						On-Site Management from Section 8 of Form R				Off-Site Transfers from Section 6 of Form R	
Chemical Name	form A*	Fugitive Air (pounds)	Stack Air (pounds)	Total Air (pounds)	Land (pounds)	Water (pounds)	Total On-Site Releases (pounds)	Energy Recovery (pounds)	Recycling (pounds)	Treatment (pounds)	Total On-Site Management (pounds)	POTW (pounds)	Total Other Off-Site Transfers ** (pounds)
AUGUSTA	NIBCO OF VIRGINIA INC.							131 JOHNSON DRIVE				NAICS Code	332112
LEAD	N	0	0	0	0	1	1	0	0	0	0	1	96
Total for Nibco Of Virginia Inc.		0	0	0	0	1	1	0	0	0	0	1	96
AUGUSTA	TAYLOR & BOODY INC.							8 HEWITT RD				NAICS Code	339992
LEAD	N	0	1	1	0	0	1	0	0	0	0	0	0
Total for Taylor & Boody Inc.		0	1	1	0	0	1	0	0	0	0	0	0
Total for Above County : (3 records)		0	4	4	0	1	5	0	0	0	0	1	167
BEDFORD	CUSTOM TRUCK ONE SOURCE							12660 E LYNCHBURG SALEM TPKE				NAICS Code	333120
LEAD	N	0	0	0	0	0	0	0	0	0	0	0	6,730
Total for Custom Truck One Source		0	0	0	0	0	0	0	0	0	0	0	6,730
BEDFORD	GEORGIA-PACIFIC BIG ISLAND MILL							9363 LEE-JACKSON HWY				NAICS Code	322121
LEAD COMPOUNDS	N	0	40	40	0	145	648	0	0	0	0	0	0
MERCURY COMPOUNDS	N	0	2	2	0	3	7	0	0	0	0	0	0
Total for Georgia-Pacific Big Island Mill		0	42	43	0	148	655	0	0	0	0	0	0
BEDFORD	WHEELABRATOR ABRASIVES INC							1 ABRASIVE AVE				NAICS Code	327910
LEAD	N	0	0	0	0	0	0	0	0	0	0	0	39,948
Total for Wheelabrator Abrasives Inc		0	0	0	0	0	0	0	0	0	0	0	39,948
Total for Above County : (4 records)		0	42	43	0	148	655	0	0	0	0	0	46,678
BOTETOURT	METALSA ROANOKE INC.							184 VISTA DR				NAICS Code	336390
LEAD	N	0	0	0	0	0	0	0	0	0	0	0	871
Total for Metalsa Roanoke Inc.		0	0	0	0	0	0	0	0	0	0	0	871
BOTETOURT	ROANOKE CEMENT CO LLC							6071 CATAWBA RD				NAICS Code	327310
LEAD COMPOUNDS	N	3	40	43	0	0	43	0	0	0	0	0	0
MERCURY COMPOUNDS	N	0	36	36	0	0	36	0	0	0	0	0	0

* A "Y" in the FORM A column means a simplified Form A was submitted. An "N" means the full Form R was submitted. Facilities may report using the Form A for a non-PBT chemical if the total annual reportable amount for that chemical does not exceed 500 pounds and the amount manufactured, processed, or otherwise used for that chemical does not exceed 1 million pounds. When filing a Form A, no amounts are reported but by default the appendix lists them as zero.

** TOTAL OTHER OFF-SITE TRANSFERS = ALL OF FORM R SECTION 6.2 OFF-SITE TRANSFERS (DISPOSAL + TREATMENT + ENERGY RECOVERY + RECYCLING)

Page G-3 of G-31

2019 Toxics Release Inventory

Appendix G

Facility County/Independent City Facility Name/Address		On-Site Releases from Section 5 of Form R						On-Site Management from Section 8 of Form R				Off-Site Transfers from Section 6 of Form R	
Chemical Name	form A*	Fugitive Air (pounds)	Stack Air (pounds)	Total Air (pounds)	Land (pounds)	Water (pounds)	Total On-Site Releases (pounds)	Energy Recovery (pounds)	Recycling (pounds)	Treatment (pounds)	Total On-Site Management (pounds)	POTW (pounds)	Total Other Off-Site Transfers ** (pounds)
Total for Roanoke Cement Co Llc		3	76	79	0	0	79	0	0	0	0	0	0
Total for Above County : (3 records)		3	76	79	0	0	79	0	0	0	0	0	871
BRISTOL (CITY)		ASSOCIATED ASPHALT BRISTOL, LLC						10 SPURGEON LANE				NAICS Code	424710
BENZO(G,H,I)PERYLENE	N	0	0	0	0	0	0	0	0	0	0	0	0
POLYCYCLIC AROMATIC COMPOU	N	0	16	16	0	0	16	0	0	0	0	0	0
Total for Associated Asphalt Bristol, Llc		0	16	16	0	0	16	0	0	0	0	0	0
Total for Above County : (2 records)		0	16	16	0	0	16	0	0	0	0	0	0
BUCHANAN		JEWELL COKE CO LP						1034 DISMAL RIVER RD				NAICS Code	331110
DIOXIN AND DIOXIN-LIKE COMPO	N	0	0	0	0	0	0	0	0	0	0	0	0
LEAD COMPOUNDS	N	0	4,505	4,505	0	0	4,505	0	0	0	0	0	0
MERCURY COMPOUNDS	N	0	87	87	0	0	87	0	0	0	0	0	0
Total for Jewell Coke Co Lp		0	4,593	4,593	0	0	4,593	0	0	0	0	0	0
Total for Above County : (3 records)		0	4,593	4,593	0	0	4,593	0	0	0	0	0	0
BUCKINGHAM		KYANITE MINING CORP MULLITE PLANT						5836 BUFFALO ROAD				NAICS Code	212325
POLYCYCLIC AROMATIC COMPOU	N	28	0	28	0	0	28	0	0	0	0	0	0
Total for Kyanite Mining Corp Mullite Plant		28	0	28	0	0	28	0	0	0	0	0	0
Total for Above County : (1 record)		28	0	28	0	0	28	0	0	0	0	0	0
BUENA VISTA (CITY)		EVERBRITE LLC						627 E 30TH ST				NAICS Code	339950
LEAD COMPOUNDS	N	0	0	0	0	0	0	0	0	0	0	0	153
Total for Everbrite Llc		0	0	0	0	0	0	0	0	0	0	0	153
Total for Above County : (1 record)		0	0	0	0	0	0	0	0	0	0	0	153
CAMPBELL		BANKER STEEL COMPANY, LLC						351 RANGOON ROAD				NAICS Code	332312
LEAD	N	0	0	0	0	0	0	0	0	0	0	0	1,290
Total for Banker Steel Company, Llc		0	0	0	0	0	0	0	0	0	0	0	1,290
CAMPBELL		BWXT NUCLEAR OPERATIONS GROUP, INC.						1570 MOUNT ATHOS RD				NAICS Code	332410

* A "Y" in the FORM A column means a simplified Form A was submitted. An "N" means the full Form R was submitted. Facilities may report using the Form A for a non-PBT chemical if the total annual reportable amount for that chemical does not exceed 500 pounds and the amount manufactured, processed, or otherwise used for that chemical does not exceed 1 million pounds. When filing a Form A, no amounts are reported but by default the appendix lists them as zero.

** TOTAL OTHER OFF-SITE TRANSFERS = ALL OF FORM R SECTION 6.2 OFF-SITE TRANSFERS (DISPOSAL + TREATMENT + ENERGY RECOVERY + RECYCLING)

2019 Toxics Release Inventory

Appendix G

Facility County/Independent City		On-Site Releases from Section 5 of Form R						On-Site Management from Section 8 of Form R				Off-Site Transfers from Section 6 of Form R	
Facility Name/Address		Fugitive Air (pounds)	Stack Air (pounds)	Total Air (pounds)	Land (pounds)	Water (pounds)	Total On-Site Releases (pounds)	Energy Recovery (pounds)	Recycling (pounds)	Treatment (pounds)	Total On-Site Management (pounds)	POTW (pounds)	Total Other Off-Site Transfers ** (pounds)
Chemical Name	form A*												
LEAD COMPOUNDS	N	0	0	0	3,604	5	3,611	0	0	0	0	0	4
Total for Bwxt Nuclear Operations Group, Inc.		0	0	0	3,604	5	3,611	0	0	0	0	0	4
CAMPBELL		GEORGIA-PACIFIC WOOD PRODUCTS LLC - BROOKNEAL OSB						11795 BROOKNEAL HIGHWAY				NAICS Code	321219
DIOXIN AND DIOXIN-LIKE COMPO	N	0	0	0	0	0	0	0	0	0	0	0	0
LEAD COMPOUNDS	N	0	4	4	0	0	4	0	0	0	0	0	90
Total for Georgia-Pacific Wood Products Llc - Bro		0	4	4	0	0	4	0	0	0	0	0	90
CAMPBELL		SCHRADER-BRIDGEPORT INTERNATIONAL						205 FRAZIER RD				NAICS Code	336390
LEAD	N	0	0	0	0	0	0	0	0	0	0	1	73,454
Total for Schrader-Bridgeport International		0	0	0	0	0	0	0	0	0	0	1	73,454
Total for Above County : (5 records)		0	4	4	3,604	5	3,615	0	0	0	0	1	74,838
CAROLINE		OLDCASTLE APG MID-ATLANTIC MILFORD, VA						16326 IND US TRIAL DR				NAICS Code	327999
LEAD COMPOUNDS	N	0	0	0	0	0	0	0	0	0	0	0	0
Total for Oldcastle Apg Mid-Atlantic Milford, Va		0	0	0	0	0	0	0	0	0	0	0	0
CAROLINE		US ARMY FORT AP HILL GARRISON (PART)						19952 N RANGE RD				NAICS Code	928110
LEAD COMPOUNDS	N	57	0	57	0	990	20,812	0	0	0	0	0	1,177
Total for Us Army Fort Ap Hill Garrison (Part)		57	0	57	0	990	20,812	0	0	0	0	0	1,177
Total for Above County : (2 records)		57	0	57	0	990	20,812	0	0	0	0	0	1,177
CARROLL		VAUGHAN-BASSETT FURNITURE CO. GALAX						300 E GRAYSON ST				NAICS Code	337122
LEAD	N	0	1	1	0	0	1	0	0	0	0	0	0
Total for Vaughan-Bassett Furniture Co. Galax		0	1	1	0	0	1	0	0	0	0	0	0
Total for Above County : (1 record)		0	1	1	0	0	1	0	0	0	0	0	0
CHARLOTTE		MORGAN LUMBER COMPANY, INC.						628 JEB STUART HIGHWAY				NAICS Code	321113
LEAD COMPOUNDS	N	0	18	18	467	0	485	0	0	0	0	0	0
Total for Morgan Lumber Company, Inc.		0	18	18	467	0	485	0	0	0	0	0	0
Total for Above County : (1 record)		0	18	18	467	0	485	0	0	0	0	0	0

* A "Y" in the FORM A column means a simplified Form A was submitted. An "N" means the full Form R was submitted. Facilities may report using the Form A for a non-PBT chemical if the total annual reportable amount for that chemical does not exceed 500 pounds and the amount manufactured, processed, or otherwise used for that chemical does not exceed 1 million pounds. When filing a Form A, no amounts are reported but by default the appendix lists them as zero.

** TOTAL OTHER OFF-SITE TRANSFERS = ALL OF FORM R SECTION 6.2 OFF-SITE TRANSFERS (DISPOSAL + TREATMENT + ENERGY RECOVERY + RECYCLING)

2019 Toxics Release Inventory

Appendix G

Facility County/Independent City Facility Name/Address		On-Site Releases from Section 5 of Form R						On-Site Management from Section 8 of Form R				Off-Site Transfers from Section 6 of Form R	
Chemical Name	form A*	Fugitive Air (pounds)	Stack Air (pounds)	Total Air (pounds)	Land (pounds)	Water (pounds)	Total On-Site Releases (pounds)	Energy Recovery (pounds)	Recycling (pounds)	Treatment (pounds)	Total On-Site Management (pounds)	POTW (pounds)	Total Other Off-Site Transfers ** (pounds)
CHESAPEAKE (CITY)	CONCRETE PIPE & PRECAST LLC CHESAPEAKE PLANT							3801 COOK BLVD				NAICS Code	327332
LEAD	N	0	0	0	0	0	0	0	0	0	0	0	0
Total for Concrete Pipe & Precast Llc Chesapeake		0	0	0	0	0	0	0	0	0	0	0	0
CHESAPEAKE (CITY)	US/NAVY NAVAL SUPPORT ACTIVITY NORTHWEST ANNEX RANGE							1320 NW BLVD SUITE 100				NAICS Code	928110
LEAD	N	0	0	0	0	0	24,446	0	0	0	0	0	0
Total for Us/Navy Naval Support Activity Northwest		0	0	0	0	0	24,446	0	0	0	0	0	0
Total for Above County : (2 records)		0	0	0	0	0	24,446	0	0	0	0	0	0
CHESTERFIELD	ALERIS ROLLED PRODUCTS INC							1701 REYMET RD				NAICS Code	331314
DIOXIN AND DIOXIN-LIKE COMPO	N	0	0	0	0	0	0	0	0	0	0	0	6
LEAD COMPOUNDS	N	0	1	1	0	0	1	0	0	0	0	0	94
Total for Aleris Rolled Products Inc		0	1	2	0	0	2	0	0	0	0	0	99
CHESTERFIELD	CHESTERFIELD POWER STATION							500 COXENDALE RD				NAICS Code	221112
LEAD COMPOUNDS	N	0	39	39	0	23	5,033	0	0	0	0	0	523
MERCURY COMPOUNDS	N	0	5	5	0	0	67	0	0	0	0	0	7
POLYCYCLIC AROMATIC COMPOU	N	1	0	1	0	0	1	0	0	0	0	0	0
Total for Chesterfield Power Station		1	44	45	0	23	5,100	0	0	0	0	0	530
CHESTERFIELD	DUPONT TEIJIN FILMS							3600 DISCOVERY DR				NAICS Code	325211
POLYCYCLIC AROMATIC COMPOU	N	7	2	9	0	0	76	0	0	0	0	0	0
Total for Dupont Teijin Films		7	2	9	0	0	76	0	0	0	0	0	0
CHESTERFIELD	KAISER ALUMINUM FABRICATED PRODUCTS LLC							1901 REYMET RD				NAICS Code	331318
LEAD	N	0	0	0	0	0	0	0	0	0	0	0	418
Total for Kaiser Aluminum Fabricated Products Llc		0	0	0	0	0	0	0	0	0	0	0	418
CHESTERFIELD	MECHANICSVILLE CONCRETE LLC-CHESTERFIELD PLANT							3501 WARBRO RD				NAICS Code	327320
LEAD COMPOUNDS	N	0	0	0	0	0	0	0	0	0	0	0	0

* A "Y" in the FORM A column means a simplified Form A was submitted. An "N" means the full Form R was submitted. Facilities may report using the Form A for a non-PBT chemical if the total annual reportable amount for that chemical does not exceed 500 pounds and the amount manufactured, processed, or otherwise used for that chemical does not exceed 1 million pounds. When filing a Form A, no amounts are reported but by default the appendix lists them as zero.

** TOTAL OTHER OFF-SITE TRANSFERS = ALL OF FORM R SECTION 6.2 OFF-SITE TRANSFERS (DISPOSAL + TREATMENT + ENERGY RECOVERY + RECYCLING)

2019 Toxics Release Inventory

Appendix G

Facility County/Independent City Facility Name/Address		On-Site Releases from Section 5 of Form R						On-Site Management from Section 8 of Form R				Off-Site Transfers from Section 6 of Form R	
Chemical Name	form A*	Fugitive Air (pounds)	Stack Air (pounds)	Total Air (pounds)	Land (pounds)	Water (pounds)	Total On-Site Releases (pounds)	Energy Recovery (pounds)	Recycling (pounds)	Treatment (pounds)	Total On-Site Management (pounds)	POTW (pounds)	Total Other Off-Site Transfers ** (pounds)
Total for Mechanicsville Concrete Llc-Chesterfield		0	0	0	0	0	0	0	0	0	0	0	0
CHESTERFIELD		OLDCASTLE APG MID-ATLANTIC RICHMOND, VA						1231 WILLIS RD				NAICS Code	327999
LEAD COMPOUNDS	N	0	0	0	0	0	0	0	0	0	0	0	0
Total for Oldcastle Apg Mid-Atlantic Richmond, Va		0	0	0	0	0	0	0	0	0	0	0	0
CHESTERFIELD		SAFETY-KLEEN SYSTEMS CHESTER (CVA)						1200 W 100 RD				NAICS Code	562112
BENZO(G,H,I)PERYLENE	N	0	0	0	0	0	0	0	0	0	0	0	221
LEAD	N	0	0	0	0	0	0	0	0	0	0	0	629
POLYCYCLIC AROMATIC COMPOU	N	0	0	0	0	0	0	0	0	0	0	0	1,609
Total for Safety-Kleen Systems Chester (Cva)		0	0	0	0	0	0	0	0	0	0	0	2,459
CHESTERFIELD		SPRUANCE PLANT						5401 JEFFERSON DAVIS HWY				NAICS Code	325220
POLYCYCLIC AROMATIC COMPOU	N	22	0	22	0	0	222	0	0	0	0	0	423
Total for Spruance Plant		22	0	22	0	0	222	0	0	0	0	0	423
CHESTERFIELD		TCS MATERIALS CHESTER PLANT						12020 OLD STAGE ROAD				NAICS Code	327320
LEAD	N	0	0	0	0	0	0	0	0	0	0	0	0
Total for Tcs Materials Chester Plant		0	0	0	0	0	0	0	0	0	0	0	0
CHESTERFIELD		WEIDMULLER						821 SOUTHLAKE BLVD				NAICS Code	335999
LEAD COMPOUNDS	N	1	1	2	0	0	2	0	0	0	0	0	0
LEAD COMPOUNDS	N	1	1	2	0	0	2	0	0	0	0	0	0
Total for Weidmuller		2	2	4	0	0	4	0	0	0	0	0	0
Total for Above County : (16 records)		33	49	82	0	23	5,404	0	0	0	0	0	3,929
COVINGTON (CITY)		INGEVITY VIRGINIA CORPORATION						958 E RIVERSIDE ST				NAICS Code	325998
DIOXIN AND DIOXIN-LIKE COMPO	N	0	0	0	0	0	0	0	0	0	0	0	0
Total for Ingevity Virginia Corporation		0	0	0	0	0	0	0	0	0	0	0	0
COVINGTON (CITY)		WESTROCK VIRGINIA CORPORATION (ENTIRE)						104 E. RIVERSIDE STREET				NAICS Code	322130

* A "Y" in the FORM A column means a simplified Form A was submitted. An "N" means the full Form R was submitted. Facilities may report using the Form A for a non-PBT chemical if the total annual reportable amount for that chemical does not exceed 500 pounds and the amount manufactured, processed, or otherwise used for that chemical does not exceed 1 million pounds. When filing a Form A, no amounts are reported but by default the appendix lists them as zero.

** TOTAL OTHER OFF-SITE TRANSFERS = ALL OF FORM R SECTION 6.2 OFF-SITE TRANSFERS (DISPOSAL + TREATMENT + ENERGY RECOVERY + RECYCLING)

2019 Toxics Release Inventory

Appendix G

Facility County/Independent City		On-Site Releases from Section 5 of Form R						On-Site Management from Section 8 of Form R				Off-Site Transfers from Section 6 of Form R	
Facility Name/Address		Fugitive Air (pounds)	Stack Air (pounds)	Total Air (pounds)	Land (pounds)	Water (pounds)	Total On-Site Releases (pounds)	Energy Recovery (pounds)	Recycling (pounds)	Treatment (pounds)	Total On-Site Management (pounds)	POTW (pounds)	Total Other Off-Site Transfers ** (pounds)
Chemical Name	form A*												
BENZO(G,H,I)PERYLENE	N	0	3	3	0	0	9	0	0	0	0	0	0
DIOXIN AND DIOXIN-LIKE COMPO	N	0	1	1	0	0	2	0	0	0	0	0	0
LEAD COMPOUNDS	N	0	128	128	0	84	5,482	0	0	0	0	0	0
MERCURY COMPOUNDS	N	0	25	25	0	0	48	0	0	0	0	0	0
POLYCYCLIC AROMATIC COMPOU	N	0	321	321	0	0	384	0	0	0	0	0	0
Total for Westrock Virginia Corporation (Entire)		0	478	478	0	84	5,924	0	0	0	0	0	0
Total for Above County : (6 records)		0	478	478	0	84	5,924	0	0	0	0	0	0
CULPEPER	BINGHAM & TAYLOR							601 NALLE PL				NAICS Code	331511
LEAD	N	0	6	6	0	0	6	0	0	0	0	0	688
Total for Bingham & Taylor		0	6	6	0	0	6	0	0	0	0	0	688
CULPEPER	BRANTNER & ASSOCIATES INC, DBA TE CONNECTIVITY MOG							751 OLD BRANDY RD				NAICS Code	331491
LEAD	N	0	0	0	0	0	0	0	0	0	0	0	96
Total for Brantner & Associates Inc, Dba Te Conn		0	0	0	0	0	0	0	0	0	0	0	96
Total for Above County : (2 records)		0	6	6	0	0	6	0	0	0	0	0	785
DANVILLE (CITY)	EIT SOUTH							350 SLAYTON AVENUE				NAICS Code	334111
LEAD COMPOUNDS	N	0	0	0	0	0	0	0	0	0	0	0	29
Total for Eit South		0	0	0	0	0	0	0	0	0	0	0	29
DANVILLE (CITY)	THE GOODYEAR TIRE & RUBBER CO.							1901 GOODYEAR BLVD				NAICS Code	326211
LEAD COMPOUNDS	N	0	2	2	0	0	2	0	0	0	0	10	85
POLYCYCLIC AROMATIC COMPOU	N	0	4	4	0	0	4	0	0	0	0	0	450
Total for The Goodyear Tire & Rubber Co.		0	7	7	0	0	7	0	0	0	0	10	535
Total for Above County : (3 records)		0	7	7	0	0	7	0	0	0	0	10	564
DINWIDDIE	CHAPARRAL (VA) INC							25801 HOFHEIMER WAY				NAICS Code	331110
DIOXIN AND DIOXIN-LIKE COMPO	N	0	1	1	0	0	1	0	0	0	0	0	0
LEAD COMPOUNDS	N	80	9	89	0	0	89	0	0	0	0	0	173,342

* A "Y" in the FORM A column means a simplified Form A was submitted. An "N" means the full Form R was submitted. Facilities may report using the Form A for a non-PBT chemical if the total annual reportable amount for that chemical does not exceed 500 pounds and the amount manufactured, processed, or otherwise used for that chemical does not exceed 1 million pounds. When filing a Form A, no amounts are reported but by default the appendix lists them as zero.

** TOTAL OTHER OFF-SITE TRANSFERS = ALL OF FORM R SECTION 6.2 OFF-SITE TRANSFERS (DISPOSAL + TREATMENT + ENERGY RECOVERY + RECYCLING)

2019 Toxics Release Inventory

Appendix G

Facility County/Independent City Facility Name/Address		On-Site Releases from Section 5 of Form R						On-Site Management from Section 8 of Form R				Off-Site Transfers from Section 6 of Form R	
Chemical Name	form A*	Fugitive Air (pounds)	Stack Air (pounds)	Total Air (pounds)	Land (pounds)	Water (pounds)	Total On-Site Releases (pounds)	Energy Recovery (pounds)	Recycling (pounds)	Treatment (pounds)	Total On-Site Management (pounds)	POTW (pounds)	Total Other Off-Site Transfers ** (pounds)
MERCURY COMPOUNDS	N	80	9	89	0	0	89	0	0	0	0	0	90
Total for Chaparral (Va) Inc		160	19	179	0	0	179	0	0	0	0	0	173,432
DINWIDDIE								25805	HOFHEIMER WAY			NAICS Code	562920
LEAD COMPOUNDS	N	0	0	0	0	0	0	0	0	0	0	0	0
Total for Tms International, Llc		0	0	0	0	0	0	0	0	0	0	0	0
Total for Above County : (4 records)		160	19	179	0	0	179	0	0	0	0	0	173,432
FAIRFAX								6315	BREN MAR DR			NAICS Code	922120
LEAD	N	0	0	0	0	0	0	0	0	0	0	0	1,090
Total for Bren Mar		0	0	0	0	0	0	0	0	0	0	0	1,090
FAIRFAX								8413	TERMINAL RD			NAICS Code	327320
LEAD	N	0	0	0	0	0	0	0	0	0	0	0	0
Total for Newington Concrete Plant		0	0	0	0	0	0	0	0	0	0	0	0
FAIRFAX								8420	TERMINAL RD			NAICS Code	327320
LEAD	N	6	0	6	0	0	6	0	0	0	0	0	0
Total for Superior Concrete Materials Inc. - Lorton		6	0	6	0	0	6	0	0	0	0	0	0
FAIRFAX								15718	LEE HIGHWAY			NAICS Code	327320
LEAD	N	0	0	0	0	0	0	0	0	0	0	0	0
Total for Titan Virginia Ready-Mix Llc-Centreville PI		0	0	0	0	0	0	0	0	0	0	0	0
FAIRFAX								6600	ELECTRONIC DR			NAICS Code	327320
LEAD COMPOUNDS	N	0	0	0	0	0	0	0	0	0	0	0	0
Total for Titan Virginia Ready-Mix Llc-Springfield P		0	0	0	0	0	0	0	0	0	0	0	0
FAIRFAX								5412	INDUSTRIAL DR			NAICS Code	327320
LEAD	N	0	0	0	0	0	0	0	0	0	0	0	0
Total for Virginia Concrete Edsall Road Plant		0	0	0	0	0	0	0	0	0	0	0	0

* A "Y" in the FORM A column means a simplified Form A was submitted. An "N" means the full Form R was submitted. Facilities may report using the Form A for a non-PBT chemical if the total annual reportable amount for that chemical does not exceed 500 pounds and the amount manufactured, processed, or otherwise used for that chemical does not exceed 1 million pounds. When filing a Form A, no amounts are reported but by default the appendix lists them as zero.

** TOTAL OTHER OFF-SITE TRANSFERS = ALL OF FORM R SECTION 6.2 OFF-SITE TRANSFERS (DISPOSAL + TREATMENT + ENERGY RECOVERY + RECYCLING)

2019 Toxics Release Inventory

Appendix G

Facility County/Independent City Facility Name/Address		On-Site Releases from Section 5 of Form R						On-Site Management from Section 8 of Form R				Off-Site Transfers from Section 6 of Form R	
Chemical Name	form A*	Fugitive Air (pounds)	Stack Air (pounds)	Total Air (pounds)	Land (pounds)	Water (pounds)	Total On-Site Releases (pounds)	Energy Recovery (pounds)	Recycling (pounds)	Treatment (pounds)	Total On-Site Management (pounds)	POTW (pounds)	Total Other Off-Site Transfers ** (pounds)
Total for Above County : (6 records)		6	0	6	0	0	6	0	0	0	0	0	1,090
FAIRFAX (CITY)		CITGO FAIRFAX TERMINAL						9600 COLONIAL AVE				NAICS Code	424710
BENZO(G,H,I)PERYLENE	N	0	0	0	0	0	0	0	0	0	0	0	0
LEAD COMPOUNDS	N	0	0	0	0	0	0	0	0	0	0	0	0
POLYCYCLIC AROMATIC COMPOU	N	0	0	0	0	0	0	0	0	0	0	0	0
Total for Citgo Fairfax Terminal		0	0	0	0	0	0	0	0	0	0	0	0
Total for Above County : (3 records)		0	0	0	0	0	0	0	0	0	0	0	0
FALLS CHURCH (CITY)		VIRGINIA CONCRETE FALLS CHURCH PLANT						7103 GORDON RD				NAICS Code	327320
LEAD	N	0	0	0	0	0	0	0	0	0	0	0	0
Total for Virginia Concrete Falls Church Plant		0	0	0	0	0	0	0	0	0	0	0	0
Total for Above County : (1 record)		0	0	0	0	0	0	0	0	0	0	0	0
FAUQUIER		CHEMETRICS INC						4295 CATLETT RD				NAICS Code	325998
MERCURY COMPOUNDS	N	0	0	0	0	0	0	0	0	0	0	0	15
Total for Chemetrics Inc		0	0	0	0	0	0	0	0	0	0	0	15
FAUQUIER		US DOD, WARRENTON TRAINING CENTER STATION A RANGE						8094 SHIPMADILLY LN				NAICS Code	928110
LEAD	N	0	0	0	0	0	0	0	0	0	0	0	0
Total for Us Dod, Warrenton Training Center Statio		0	0	0	0	0	0	0	0	0	0	0	0
FAUQUIER		US DOD, WARRENTON TRAINING CENTER STATION B RANGE						7471 BEAR WALLOW ROAD				NAICS Code	928110
LEAD	N	0	0	0	0	0	0	0	0	0	0	0	3,792
Total for Us Dod, Warrenton Training Center Statio		0	0	0	0	0	0	0	0	0	0	0	3,792
FAUQUIER		US DOD, WARRENTON TRAINING CENTER STATION C RANGE						7248 SUMERDUCK RD				NAICS Code	928110
LEAD	N	0	0	0	0	0	0	0	0	0	0	0	5,736
Total for Us Dod, Warrenton Training Center Statio		0	0	0	0	0	0	0	0	0	0	0	5,736
Total for Above County : (4 records)		0	0	0	0	0	0	0	0	0	0	0	9,543

* A "Y" in the FORM A column means a simplified Form A was submitted. An "N" means the full Form R was submitted. Facilities may report using the Form A for a non-PBT chemical if the total annual reportable amount for that chemical does not exceed 500 pounds and the amount manufactured, processed, or otherwise used for that chemical does not exceed 1 million pounds. When filing a Form A, no amounts are reported but by default the appendix lists them as zero.

** TOTAL OTHER OFF-SITE TRANSFERS = ALL OF FORM R SECTION 6.2 OFF-SITE TRANSFERS (DISPOSAL + TREATMENT + ENERGY RECOVERY + RECYCLING)

2019 Toxics Release Inventory

Appendix G

Facility County/Independent City Facility Name/Address		On-Site Releases from Section 5 of Form R						On-Site Management from Section 8 of Form R				Off-Site Transfers from Section 6 of Form R	
Chemical Name	form A*	Fugitive Air (pounds)	Stack Air (pounds)	Total Air (pounds)	Land (pounds)	Water (pounds)	Total On-Site Releases (pounds)	Energy Recovery (pounds)	Recycling (pounds)	Treatment (pounds)	Total On-Site Management (pounds)	POTW (pounds)	Total Other Off-Site Transfers ** (pounds)
FREDERICK	APG MID-ATLANTIC - WINCHESTER							396 TYSON DRIVE				NAICS Code	327999
LEAD COMPOUNDS	N	0	0	0	0	0	0	0	0	0	0	0	0
Total for Apg Mid-Atlantic - Winchester		0	0	0	0	0	0	0	0	0	0	0	0
FREDERICK	O-N MINERALS (CHEMSTONE) WINCHESTER LIME PLANT							508 QUARRY LN				NAICS Code	327410
LEAD COMPOUNDS	N	0	0	0	0	0	317	0	0	0	0	0	0
Total for O-N Minerals (Chemstone) Winchester Li		0	0	0	0	0	317	0	0	0	0	0	0
FREDERICK	TITAN VIRGINIA READY-MIX LLC-CLEAR BROOK PLANT							1383 BRUCETOWN RD				NAICS Code	327320
LEAD COMPOUNDS	N	0	0	0	0	0	0	0	0	0	0	0	0
Total for Titan Virginia Ready-Mix Llc-Clear Brook		0	0	0	0	0	0	0	0	0	0	0	0
FREDERICK	VIRGINIA CONCRETE - STEPHENS CITY							339 ESTEP ROAD				NAICS Code	327320
LEAD	N	0	0	0	0	0	0	0	0	0	0	0	0
Total for Virginia Concrete - Stephens City		0	0	0	0	0	0	0	0	0	0	0	0
Total for Above County : (4 records)		0	0	0	0	0	317	0	0	0	0	0	0
GALAX (CITY)	GUARDIAN FABRICATION, LLC - PLANT 2							110 JACK GUYN DR				NAICS Code	327215
LEAD	N	0	0	0	0	0	0	0	0	0	0	1	109
Total for Guardian Fabrication, Llc - Plant 2		0	0	0	0	0	0	0	0	0	0	1	109
GALAX (CITY)	MOOG INC.							115 JACK GUYN DR				NAICS Code	334412
LEAD	N	0	0	0	0	0	0	0	0	0	0	0	310
Total for Moog Inc.		0	0	0	0	0	0	0	0	0	0	0	310
GALAX (CITY)	WEBB ENTERPRISES LLC AMERICAN MIRROR							602 E STUART DR				NAICS Code	327215
LEAD COMPOUNDS	N	0	0	0	0	0	0	0	0	0	0	0	0
Total for Webb Enterprises Llc American Mirror		0	0	0	0	0	0	0	0	0	0	0	0
Total for Above County : (3 records)		0	0	0	0	0	0	0	0	0	0	1	420
GILES	CELANESE ACETATE LLC - CELCO P LANT							3520 VIRGINIA AVE				NAICS Code	325220

* A "Y" in the FORM A column means a simplified Form A was submitted. An "N" means the full Form R was submitted. Facilities may report using the Form A for a non-PBT chemical if the total annual reportable amount for that chemical does not exceed 500 pounds and the amount manufactured, processed, or otherwise used for that chemical does not exceed 1 million pounds. When filing a Form A, no amounts are reported but by default the appendix lists them as zero.

** TOTAL OTHER OFF-SITE TRANSFERS = ALL OF FORM R SECTION 6.2 OFF-SITE TRANSFERS (DISPOSAL + TREATMENT + ENERGY RECOVERY + RECYCLING)

2019 Toxics Release Inventory

Appendix G

Facility County/Independent City		On-Site Releases from Section 5 of Form R						On-Site Management from Section 8 of Form R				Off-Site Transfers from Section 6 of Form R	
Facility Name/Address		Fugitive Air (pounds)	Stack Air (pounds)	Total Air (pounds)	Land (pounds)	Water (pounds)	Total On-Site Releases (pounds)	Energy Recovery (pounds)	Recycling (pounds)	Treatment (pounds)	Total On-Site Management (pounds)	POTW (pounds)	Total Other Off-Site Transfers ** (pounds)
Chemical Name	form A*												
MERCURY	N	0	2	2	0	0	2	0	0	0	0	0	15
POLYCHLORINATED BIPHENYLS	N	0	0	0	0	0	0	0	0	0	0	0	122
Total for Celanese Acetate Llc - Celco P Lant		0	2	2	0	0	2	0	0	0	0	0	138
GILES													
LHOIST NA OF VIRGINIA INC KIMBALLTON AREA 1								2093 BIG STONY CREEK RD				NAICS Code	327410
LEAD COMPOUNDS	N	0	1	1	0	0	712	0	0	0	0	0	0
MERCURY COMPOUNDS	N	0	5	5	0	0	20	0	0	0	0	0	0
Total for Lhoist Na Of Virginia Inc Kimballton Area		0	5	5	0	0	731	0	0	0	0	0	0
Total for Above County : (4 records)		0	8	8	0	0	734	0	0	0	0	0	138
GLOUCESTER													
TCS MATERIALS GLOUCESTER READY-MIX								5248 GEORGE WASHINGTON MEMORIAL				NAICS Code	327320
LEAD	N	0	0	0	0	0	0	0	0	0	0	0	0
Total for Tcs Materials Gloucester Ready-Mix		0	0	0	0	0	0	0	0	0	0	0	0
Total for Above County : (1 record)		0	0	0	0	0	0	0	0	0	0	0	0
GREENSVILLE													
GEORGIA PACIFIC WOOD PRODUCTS LLC EMPORIA PLYWOOD								634 DAVIS ST				NAICS Code	321212
LEAD COMPOUNDS	N	0	255	255	0	0	255	0	0	0	0	0	52
Total for Georgia Pacific Wood Products Llc Em		0	255	255	0	0	255	0	0	0	0	0	52
GREENSVILLE													
STEELFAB OF VIRGINIA INC								1510 REESE ST				NAICS Code	332312
LEAD	N	8	0	9	0	0	9	0	0	0	0	0	3,352
Total for Steelfab Of Virginia Inc		8	0	9	0	0	9	0	0	0	0	0	3,352
Total for Above County : (2 records)		9	255	264	0	0	264	0	0	0	0	0	3,404
HALIFAX													
CLOVER POWER STATION								4091 CLOVER RD				NAICS Code	221112
DIOXIN AND DIOXIN-LIKE COMPO	N	0	0	0	0	0	0	0	0	0	0	0	0
LEAD COMPOUNDS	N	0	5	5	0	10	7,765	0	0	0	0	0	0
MERCURY COMPOUNDS	N	0	1	1	0	1	96	0	0	0	0	0	0
POLYCYCLIC AROMATIC COMPOU	N	0	1	1	0	0	1	0	0	0	0	0	0
Total for Clover Power Station		0	7	7	0	11	7,862	0	0	0	0	0	0

* A "Y" in the FORM A column means a simplified Form A was submitted. An "N" means the full Form R was submitted. Facilities may report using the Form A for a non-PBT chemical if the total annual reportable amount for that chemical does not exceed 500 pounds and the amount manufactured, processed, or otherwise used for that chemical does not exceed 1 million pounds. When filing a Form A, no amounts are reported but by default the appendix lists them as zero.

** TOTAL OTHER OFF-SITE TRANSFERS = ALL OF FORM R SECTION 6.2 OFF-SITE TRANSFERS (DISPOSAL + TREATMENT + ENERGY RECOVERY + RECYCLING)

Page G-12 of G-31

2019 Toxics Release Inventory

Appendix G

Facility County/Independent City Facility Name/Address		On-Site Releases from Section 5 of Form R						On-Site Management from Section 8 of Form R				Off-Site Transfers from Section 6 of Form R	
Chemical Name	form A*	Fugitive Air (pounds)	Stack Air (pounds)	Total Air (pounds)	Land (pounds)	Water (pounds)	Total On-Site Releases (pounds)	Energy Recovery (pounds)	Recycling (pounds)	Treatment (pounds)	Total On-Site Management (pounds)	POTW (pounds)	Total Other Off-Site Transfers ** (pounds)
HALIFAX		HUBER ENGINEERED WOODS LLC						1000 CHANEY LN				NAICS Code	321219
DIOXIN AND DIOXIN-LIKE COMPO	N	0	0	0	0	0	0	0	0	0	0	0	0
LEAD COMPOUNDS	N	0	78	78	0	0	78	0	0	0	0	0	47
Total for Huber Engineered Woods Llc		0	78	78	0	0	78	0	0	0	0	0	47
Total for Above County : (6 records)		0	85	85	0	11	7,940	0	0	0	0	0	47
HAMPTON (CITY)		BRANSCOME-HAMPTON						1922 W PEMBROKE AVE				NAICS Code	324121
BENZO(G,H,I)PERYLENE	N	0	0	0	0	0	0	0	0	0	0	0	0
LEAD	N	0	0	0	0	0	0	0	0	0	0	0	0
POLYCYCLIC AROMATIC COMPOU	N	0	1	1	0	0	1	0	0	0	0	0	0
Total for Branscome-Hampton		0	1	1	0	0	1	0	0	0	0	0	0
HAMPTON (CITY)		TCS MATERIALS HAMPTON 58TH ST. READY-MIX						2510 58TH ST				NAICS Code	327320
LEAD	N	0	0	0	0	0	0	0	0	0	0	0	0
Total for Tcs Materials Hampton 58Th St. Ready-		0	0	0	0	0	0	0	0	0	0	0	0
Total for Above County : (4 records)		0	1	1	0	0	1	0	0	0	0	0	0
HANOVER		CONCRETE PIPE & PRECAST LLC-ASHLAND PRECAST PLANT						11352 VIRGINIA PRECAST RD				NAICS Code	327332
LEAD	N	0	0	0	0	0	0	0	0	0	0	0	0
Total for Concrete Pipe & Precast Llc-Ashland Pre		0	0	0	0	0	0	0	0	0	0	0	0
HANOVER		CONCRETE PIPE & PRECAST LLC-HANOVER PIPE PLANT						10350 DESIGN RD				NAICS Code	327332
LEAD	N	0	0	0	0	0	0	0	0	0	0	0	0
Total for Concrete Pipe & Precast Llc-Hanover Pip		0	0	0	0	0	0	0	0	0	0	0	0
HANOVER		SOUTH ATLANTIC GALVANIZING LLC						11022 LEWISTOWN RD				NAICS Code	332812
LEAD	N	19	0	19	0	1	20	0	0	0	0	0	4,278
Total for South Atlantic Galvanizing Llc		19	0	19	0	1	20	0	0	0	0	0	4,278
Total for Above County : (3 records)		19	0	19	0	1	20	0	0	0	0	0	4,278

* A "Y" in the FORM A column means a simplified Form A was submitted. An "N" means the full Form R was submitted. Facilities may report using the Form A for a non-PBT chemical if the total annual reportable amount for that chemical does not exceed 500 pounds and the amount manufactured, processed, or otherwise used for that chemical does not exceed 1 million pounds. When filing a Form A, no amounts are reported but by default the appendix lists them as zero.

** TOTAL OTHER OFF-SITE TRANSFERS = ALL OF FORM R SECTION 6.2 OFF-SITE TRANSFERS (DISPOSAL + TREATMENT + ENERGY RECOVERY + RECYCLING)

2019 Toxics Release Inventory

Appendix G

Facility County/Independent City Facility Name/Address		On-Site Releases from Section 5 of Form R						On-Site Management from Section 8 of Form R				Off-Site Transfers from Section 6 of Form R	
Chemical Name	form A*	Fugitive Air (pounds)	Stack Air (pounds)	Total Air (pounds)	Land (pounds)	Water (pounds)	Total On-Site Releases (pounds)	Energy Recovery (pounds)	Recycling (pounds)	Treatment (pounds)	Total On-Site Management (pounds)	POTW (pounds)	Total Other Off-Site Transfers ** (pounds)
HARRISONBURG (CITY)	DRIV							3160 ABBOTT LN				NAICS Code	336390
LEAD	N	0	0	0	0	0	0	0	0	0	0	0	128
Total for Driv		0	0	0	0	0	0	0	0	0	0	0	128
Total for Above County : (1 record)		0	0	0	0	0	0	0	0	0	0	0	128
HENRICO	ARGOS READY MIX BRYAN PARK CONCRETE PLANT							4607 RACRETE RD				NAICS Code	327320
LEAD	N	0	0	0	0	0	0	0	0	0	0	0	0
Total for Argos Ready Mix Bryan Park Concrete Pl		0	0	0	0	0	0	0	0	0	0	0	0
HENRICO	IR ENGRAVING LLC							5901 LEWIS RD				NAICS Code	323111
LEAD	N	0	0	0	0	0	0	0	0	0	0	0	2,000
Total for Ir Engraving Llc		0	0	0	0	0	0	0	0	0	0	0	2,000
HENRICO	MECHANICSVILLE CONCRETE LLC							4608 RACRETE RD				NAICS Code	327320
LEAD COMPOUNDS	N	0	0	0	0	0	0	0	0	0	0	0	0
Total for Mechanicsville Concrete Llc		0	0	0	0	0	0	0	0	0	0	0	0
HENRICO	MECHANICSVILLE CONCRETE LLC-AIRPORT PLANT (OAKLEYS LA							4481 OAKLEYS LN				NAICS Code	327320
LEAD COMPOUNDS	N	0	0	0	0	0	0	0	0	0	0	0	0
Total for Mechanicsville Concrete Llc-Airport Plant		0	0	0	0	0	0	0	0	0	0	0	0
Total for Above County : (4 records)		0	0	0	0	0	0	0	0	0	0	0	2,000
HENRY	PINE PRODUCTS INC							315 CARVER RD				NAICS Code	321113
LEAD	N	0	865	865	0	0	865	0	0	0	0	0	0
Total for Pine Products Inc		0	865	865	0	0	865	0	0	0	0	0	0
HENRY	VIRGINIA MIRROR CO INC							300 S MOSS ST				NAICS Code	327215
LEAD COMPOUNDS	N	0	1	1	0	0	1	0	0	0	0	25	126
Total for Virginia Mirror Co Inc		0	1	1	0	0	1	0	0	0	0	25	126
Total for Above County : (2 records)		0	866	866	0	0	866	0	0	0	0	25	126

* A "Y" in the FORM A column means a simplified Form A was submitted. An "N" means the full Form R was submitted. Facilities may report using the Form A for a non-PBT chemical if the total annual reportable amount for that chemical does not exceed 500 pounds and the amount manufactured, processed, or otherwise used for that chemical does not exceed 1 million pounds. When filing a Form A, no amounts are reported but by default the appendix lists them as zero.

** TOTAL OTHER OFF-SITE TRANSFERS = ALL OF FORM R SECTION 6.2 OFF-SITE TRANSFERS (DISPOSAL + TREATMENT + ENERGY RECOVERY + RECYCLING)

2019 Toxics Release Inventory

Appendix G

Facility County/Independent City Facility Name/Address		On-Site Releases from Section 5 of Form R						On-Site Management from Section 8 of Form R				Off-Site Transfers from Section 6 of Form R	
Chemical Name	form A*	Fugitive Air (pounds)	Stack Air (pounds)	Total Air (pounds)	Land (pounds)	Water (pounds)	Total On-Site Releases (pounds)	Energy Recovery (pounds)	Recycling (pounds)	Treatment (pounds)	Total On-Site Management (pounds)	POTW (pounds)	Total Other Off-Site Transfers ** (pounds)
HOPEWELL (CITY)	ADVANSIX INC HOPEWELL PLANT							905 E RANDOLPH RD				NAICS Code	325199
POLYCYCLIC AROMATIC COMPOU	N	62	0	62	0	0	62	0	0	0	0	0	0
Total for Advansix Inc Hopewell Plant		62	0	62	0	0	62	0	0	0	0	0	0
HOPEWELL (CITY)	ASSOCIATED ASPHALT HOPEWELL LLC							410 WATER ST				NAICS Code	424710
BENZO(G,H,I)PERYLENE	N	0	0	0	0	0	0	0	0	0	0	0	0
POLYCYCLIC AROMATIC COMPOU	N	0	5	5	0	0	5	0	0	0	0	0	0
Total for Associated Asphalt Hopewell Llc		0	5	5	0	0	5	0	0	0	0	0	0
HOPEWELL (CITY)	CITY POINT ENERGY CENTER							912 E RANDOLPH RD				NAICS Code	221112
LEAD COMPOUNDS	N	0	3	3	0	9	11	0	0	0	0	0	1
MERCURY COMPOUNDS	N	0	39	39	0	0	39	0	0	0	0	0	0
Total for City Point Energy Center		0	41	41	0	9	50	0	0	0	0	0	1
HOPEWELL (CITY)	WESTROCK CP LLC							910 INDUSTRIAL ST				NAICS Code	322130
DIOXIN AND DIOXIN-LIKE COMPO	N	0	0	0	0	0	0	0	0	0	0	0	0
LEAD COMPOUNDS	N	0	13	13	0	0	13	0	0	0	0	367	995
Total for Westrock Cp Llc		0	13	13	0	0	13	0	0	0	0	367	995
Total for Above County : (7 records)		62	59	121	0	9	130	0	0	0	0	367	996
ISLE OF WIGHT	INTERNATIONAL PAPER FRANKLIN MILL							34040 UNION CAMP DR				NAICS Code	322110
DIOXIN AND DIOXIN-LIKE COMPO	N	0	0	0	0	1	2	0	0	0	0	0	5
LEAD COMPOUNDS	N	0	31	31	0	66	97	0	0	0	0	0	806
POLYCYCLIC AROMATIC COMPOU	N	0	100	100	0	0	100	0	0	0	0	0	0
Total for International Paper Franklin Mill		0	131	131	0	67	198	0	0	0	0	0	811
ISLE OF WIGHT	ST TISSUE LLC							34050 UNION CAMP DR				NAICS Code	322121
LEAD	N	0	1	1	0	0	1	0	0	0	0	0	514
Total for St Tissue Llc		0	1	1	0	0	1	0	0	0	0	0	514
Total for Above County : (4 records)		0	132	132	0	67	199	0	0	0	0	0	1,325

* A "Y" in the FORM A column means a simplified Form A was submitted. An "N" means the full Form R was submitted. Facilities may report using the Form A for a non-PBT chemical if the total annual reportable amount for that chemical does not exceed 500 pounds and the amount manufactured, processed, or otherwise used for that chemical does not exceed 1 million pounds. When filing a Form A, no amounts are reported but by default the appendix lists them as zero.

** TOTAL OTHER OFF-SITE TRANSFERS = ALL OF FORM R SECTION 6.2 OFF-SITE TRANSFERS (DISPOSAL + TREATMENT + ENERGY RECOVERY + RECYCLING)

2019 Toxics Release Inventory

Appendix G

Facility County/Independent City		On-Site Releases from Section 5 of Form R						On-Site Management from Section 8 of Form R				Off-Site Transfers from Section 6 of Form R	
Facility Name/Address		Fugitive Air (pounds)	Stack Air (pounds)	Total Air (pounds)	Land (pounds)	Water (pounds)	Total On-Site Releases (pounds)	Energy			Total On-Site Management (pounds)	POTW (pounds)	Total Other Off-Site Transfers ** (pounds)
Chemical Name	form A*							Recovery (pounds)	Recycling (pounds)	Treatment (pounds)			
JAMES CITY	BALL METAL BEVERAGE CONTAINER CORP							8935 POCAHONTAS TRAIL JAMES RIVER				NAICS Code	332431
LEAD	N	0	0	0	0	0	0	0	0	0	0	0	4
Total for Ball Metal Beverage Container Corp		0	0	0	0	0	0	0	0	0	0	0	4
JAMES CITY	BRANSCOME-LEE HALL							9393 MERRIMAC TRAIL				NAICS Code	324121
BENZO(G,H,I)PERYLENE	N	0	0	0	0	0	0	0	0	0	0	0	0
LEAD COMPOUNDS	N	0	0	0	0	0	0	0	0	0	0	0	0
POLYCYCLIC AROMATIC COMPOU	N	1	0	1	0	0	1	0	0	0	0	0	0
Total for Branscome-Lee Hall		1	0	1	0	0	1	0	0	0	0	0	0
JAMES CITY	GREYSTONE OF VIRGINIA INC							7992 RICHMOND RD				NAICS Code	332813
LEAD COMPOUNDS	N	0	0	0	0	0	0	0	0	0	0	2	386
Total for Greystone Of Virginia Inc		0	0	0	0	0	0	0	0	0	0	2	386
JAMES CITY	OWENS-BROCKWAY GLASS CONTAINER INC PLANT 26							150 INDUSTRIAL BLVD				NAICS Code	327213
LEAD COMPOUNDS	N	0	294	294	0	0	294	0	0	0	0	0	1
Total for Owens-Brockway Glass Container Inc Pla		0	294	294	0	0	294	0	0	0	0	0	1
Total for Above County : (6 records)		1	294	295	0	0	295	0	0	0	0	2	390
KING GEORGE	BIRCHWOOD POWER FACILITY							10900 BIRCHWOOD DR				NAICS Code	221112
LEAD COMPOUNDS	N	0	1	1	0	0	1	0	0	0	0	0	1,004
Total for Birchwood Power Facility		0	1	1	0	0	1	0	0	0	0	0	1,004
Total for Above County : (1 record)		0	1	1	0	0	1	0	0	0	0	0	1,004
KING WILLIAM	WESTROCK CP, LLC							1901 MAIN ST				NAICS Code	322110
BENZO(G,H,I)PERYLENE	N	0	2	2	0	0	2	0	0	0	0	0	3
DIOXIN AND DIOXIN-LIKE COMPO	N	0	0	0	0	0	0	0	0	0	0	0	0
LEAD COMPOUNDS	N	0	33	33	0	207	240	0	0	0	0	0	1,650
MERCURY COMPOUNDS	N	0	14	14	0	1	14	0	0	0	0	0	7
POLYCYCLIC AROMATIC COMPOU	N	0	216	216	0	0	216	0	0	0	0	0	29

* A "Y" in the FORM A column means a simplified Form A was submitted. An "N" means the full Form R was submitted. Facilities may report using the Form A for a non-PBT chemical if the total annual reportable amount for that chemical does not exceed 500 pounds and the amount manufactured, processed, or otherwise used for that chemical does not exceed 1 million pounds. When filing a Form A, no amounts are reported but by default the appendix lists them as zero.

** TOTAL OTHER OFF-SITE TRANSFERS = ALL OF FORM R SECTION 6.2 OFF-SITE TRANSFERS (DISPOSAL + TREATMENT + ENERGY RECOVERY + RECYCLING)

2019 Toxics Release Inventory

Appendix G

Facility County/Independent City		On-Site Releases from Section 5 of Form R						On-Site Management from Section 8 of Form R				Off-Site Transfers from Section 6 of Form R	
Facility Name/Address		Fugitive Air (pounds)	Stack Air (pounds)	Total Air (pounds)	Land (pounds)	Water (pounds)	Total On-Site Releases (pounds)	Energy Recovery (pounds)	Recycling (pounds)	Treatment (pounds)	Total On-Site Management (pounds)	POTW (pounds)	Total Other Off-Site Transfers ** (pounds)
Chemical Name	form A*												
Total for Westrock Cp, Llc		0	265	265	0	208	472	0	0	0	0	0	1,689
Total for Above County : (5 records)		0	265	265	0	208	472	0	0	0	0	0	1,689
LEE	US PENITENTIARY LEE							LEE COUNTY IND US TRIAL PARK HICKORY				NAICS Code	922140
LEAD COMPOUNDS	N	1	0	1	0	0	1,483	0	0	0	0	0	0
Total for Us Penitentiary Lee		1	0	1	0	0	1,483	0	0	0	0	0	0
Total for Above County : (1 record)		1	0	1	0	0	1,483	0	0	0	0	0	0
LOUDOUN	CHANTILLY READY MIX CONCRETE							25232 WILLARD ROAD				NAICS Code	327320
LEAD COMPOUNDS	N	0	0	0	0	0	0	0	0	0	0	0	13
MERCURY COMPOUNDS	N	1	1	1	0	0	1	0	0	0	0	0	0
Total for Chantilly Ready Mix Concrete		1	1	1	0	0	1	0	0	0	0	0	13
LOUDOUN	ELECTRONIC INSTRUMENTATION & TECHNOLOGY LLC							309 KELLYS FORD PLZ SE				NAICS Code	334418
LEAD	N	0	0	0	0	0	0	0	0	0	0	0	0
Total for Electronic Instrumentation & Technology		0	0	0	0	0	0	0	0	0	0	0	0
LOUDOUN	GEA SYSTEMS DBA LLC (DBA LLC DOWTY PROPELLERS)							114 POWERS CT				NAICS Code	336413
LEAD	N	0	0	0	0	0	0	0	0	0	0	0	0
Total for Gea Systems DbA Llc (DbA Llc Dowty Pro		0	0	0	0	0	0	0	0	0	0	0	0
LOUDOUN	SUPERIOR CONCRETE MATERIALS INC. - DULLES							44146 WADE DR				NAICS Code	327320
LEAD	N	26	0	26	0	0	26	0	0	0	0	0	0
MERCURY	N	0	0	0	0	0	0	0	0	0	0	0	0
Total for Superior Concrete Materials Inc. - Dulles		26	0	27	0	0	27	0	0	0	0	0	0
LOUDOUN	TITAN VIRGINIA READY-MIX LLC-LEESBURG PLANT							42105 COCHRAN MILL RD				NAICS Code	327320
LEAD COMPOUNDS	N	0	0	0	0	0	0	0	0	0	0	0	0
Total for Titan Virginia Ready-Mix Llc-Leesburg Pl		0	0	0	0	0	0	0	0	0	0	0	0
LOUDOUN	TITAN VIRGINIA READY-MIX LLC-STERLING PLANT							22963 CONCRETE PLAZA				NAICS Code	327320

* A "Y" in the FORM A column means a simplified Form A was submitted. An "N" means the full Form R was submitted. Facilities may report using the Form A for a non-PBT chemical if the total annual reportable amount for that chemical does not exceed 500 pounds and the amount manufactured, processed, or otherwise used for that chemical does not exceed 1 million pounds. When filing a Form A, no amounts are reported but by default the appendix lists them as zero.

** TOTAL OTHER OFF-SITE TRANSFERS = ALL OF FORM R SECTION 6.2 OFF-SITE TRANSFERS (DISPOSAL + TREATMENT + ENERGY RECOVERY + RECYCLING)

2019 Toxics Release Inventory

Appendix G

Facility County/Independent City Facility Name/Address		On-Site Releases from Section 5 of Form R						On-Site Management from Section 8 of Form R				Off-Site Transfers from Section 6 of Form R	
Chemical Name	form A*	Fugitive Air (pounds)	Stack Air (pounds)	Total Air (pounds)	Land (pounds)	Water (pounds)	Total On-Site Releases (pounds)	Energy Recovery (pounds)	Recycling (pounds)	Treatment (pounds)	Total On-Site Management (pounds)	POTW (pounds)	Total Other Off-Site Transfers ** (pounds)
LEAD	N	0	0	0	0	0	0	0	0	0	0	0	0
Total for Titan Virginia Ready-Mix Llc-Sterling Plan		0	0	0	0	0	0	0	0	0	0	0	0
LOUDOUN	TTM TECHNOLOGIES NA LLC							1200 SEVERN WAY				NAICS Code	334412
LEAD COMPOUNDS	N	0	0	0	0	0	0	0	0	0	0	80	3,420
Total for Ttm Technologies Na Llc		0	0	0	0	0	0	0	0	0	0	80	3,420
LOUDOUN	US DHS MT WEATHER EOC							19844 BLUE RIDGE MOUNTAIN RD				NAICS Code	922190
LEAD COMPOUNDS	N	3	0	3	0	0	3	0	0	0	0	0	1,480
Total for Us Dhs Mt Weather Eoc		3	0	3	0	0	3	0	0	0	0	0	1,480
LOUDOUN	VIRGINIA CONCRETE CO INC-CHANTILLY							25086 TANNER LN				NAICS Code	327320
LEAD	N	0	0	0	0	0	0	0	0	0	0	0	0
Total for Virginia Concrete Co Inc-Chantilly		0	0	0	0	0	0	0	0	0	0	0	0
LOUDOUN	VIRGINIA CONCRETE COCHRAN MILL							42574 COCHRAN MILL RD				NAICS Code	327320
LEAD	N	0	0	0	0	0	0	0	0	0	0	0	0
Total for Virginia Concrete Cochran Mill		0	0	0	0	0	0	0	0	0	0	0	0
LOUDOUN	VIRGINIA CONCRETE DULLES PLANT							44866 OLD OX RD				NAICS Code	327320
LEAD	N	0	0	0	0	0	0	0	0	0	0	0	0
Total for Virginia Concrete Dulles Plant		0	0	0	0	0	0	0	0	0	0	0	0
Total for Above County : (13 records)		30	1	31	0	0	31	0	0	0	0	80	4,912
LYNCHBURG (CITY)	BANKER STEEL COMPANY, LLC							1619 WYTHE RD				NAICS Code	332312
LEAD	N	0	0	0	0	0	0	0	0	0	0	0	1,109
Total for Banker Steel Company, Llc		0	0	0	0	0	0	0	0	0	0	0	1,109
LYNCHBURG (CITY)	GRIFFIN PIPE PRODUCTS CO							10 ADAMS ST				NAICS Code	331511
LEAD COMPOUNDS	N	2	1,418	1,420	0	2	1,422	0	0	0	0	37	38,334
MERCURY COMPOUNDS	N	0	1	1	0	0	1	0	0	0	0	0	15

* A "Y" in the FORM A column means a simplified Form A was submitted. An "N" means the full Form R was submitted. Facilities may report using the Form A for a non-PBT chemical if the total annual reportable amount for that chemical does not exceed 500 pounds and the amount manufactured, processed, or otherwise used for that chemical does not exceed 1 million pounds. When filing a Form A, no amounts are reported but by default the appendix lists them as zero.

** TOTAL OTHER OFF-SITE TRANSFERS = ALL OF FORM R SECTION 6.2 OFF-SITE TRANSFERS (DISPOSAL + TREATMENT + ENERGY RECOVERY + RECYCLING)

Page G-18 of G-31

2019 Toxics Release Inventory

Appendix G

Facility County/Independent City Facility Name/Address		On-Site Releases from Section 5 of Form R						On-Site Management from Section 8 of Form R				Off-Site Transfers from Section 6 of Form R	
Chemical Name	form A*	Fugitive Air (pounds)	Stack Air (pounds)	Total Air (pounds)	Land (pounds)	Water (pounds)	Total On-Site Releases (pounds)	Energy Recovery (pounds)	Recycling (pounds)	Treatment (pounds)	Total On-Site Management (pounds)	POTW (pounds)	Total Other Off-Site Transfers ** (pounds)
Total for Griffin Pipe Products Co		2	1,419	1,421	0	2	1,423	0	0	0	0	37	38,349
LYNCHBURG (CITY)								3700 MAYFLOWER DR				NAICS Code	326291
LEAD COMPOUNDS	N	0	455	455	0	0	455	0	0	0	0	0	0
Total for Parker Hannifin Integrated Seals Div		0	455	455	0	0	455	0	0	0	0	0	0
LYNCHBURG (CITY)								1801 CONCORD TURNPIKE				NAICS Code	322121
LEAD COMPOUNDS	N	0	0	0	0	0	0	0	0	0	0	1	100
Total for Westrock / Seven Hills Llc		0	0	0	0	0	0	0	0	0	0	1	100
Total for Above County : (5 records)		2	1,874	1,876	0	2	1,878	0	0	0	0	38	39,558
MECKLENBURG								501 GOLDEN EAGLE DR				NAICS Code	332311
LEAD	N	0	0	0	0	0	0	0	0	0	0	0	530
Total for American Buildings Company-La Crosse		0	0	0	0	0	0	0	0	0	0	0	530
MECKLENBURG								820 BOYD ST				NAICS Code	321920
LEAD COMPOUNDS	N	0	2	2	0	0	2	0	0	0	0	0	0
Total for Pallet One Of Virginia		0	2	2	0	0	2	0	0	0	0	0	0
Total for Above County : (2 records)		0	2	2	0	0	2	0	0	0	0	0	530
MONTGOMERY								RT 114 RADFORD ARMY AMMUNITION PLANT				NAICS Code	325920
LEAD COMPOUNDS	N	0	5	5	0	0	5	0	0	0	0	0	1,283
Total for Alliant Techsystems Operations Llc (New		0	5	5	0	0	5	0	0	0	0	0	1,283
MONTGOMERY								RADFORD ARMY AMMUNITION PLANT 4050				NAICS Code	325920
DIOXIN AND DIOXIN-LIKE COMPO	N	0	0	0	0	0	0	0	0	0	0	0	0
LEAD COMPOUNDS	N	1,377	84	1,461	0	54	1,515	0	0	0	0	0	0
MERCURY	N	0	0	0	0	0	0	0	0	0	0	0	0
Total for Bae Systems, Ordnance Systems Inc		1,377	84	1,461	0	54	1,515	0	0	0	0	0	0
MONTGOMERY								300 INDUSTRIAL PARK RD SE				NAICS Code	336350

* A "Y" in the FORM A column means a simplified Form A was submitted. An "N" means the full Form R was submitted. Facilities may report using the Form A for a non-PBT chemical if the total annual reportable amount for that chemical does not exceed 500 pounds and the amount manufactured, processed, or otherwise used for that chemical does not exceed 1 million pounds. When filing a Form A, no amounts are reported but by default the appendix lists them as zero.

** TOTAL OTHER OFF-SITE TRANSFERS = ALL OF FORM R SECTION 6.2 OFF-SITE TRANSFERS (DISPOSAL + TREATMENT + ENERGY RECOVERY + RECYCLING)

2019 Toxics Release Inventory

Appendix G

Facility County/Independent City Facility Name/Address		On-Site Releases from Section 5 of Form R						On-Site Management from Section 8 of Form R				Off-Site Transfers from Section 6 of Form R	
Chemical Name	form A*	Fugitive Air (pounds)	Stack Air (pounds)	Total Air (pounds)	Land (pounds)	Water (pounds)	Total On-Site Releases (pounds)	Energy Recovery (pounds)	Recycling (pounds)	Treatment (pounds)	Total On-Site Management (pounds)	POTW (pounds)	Total Other Off-Site Transfers ** (pounds)
LEAD	N	0	15	15	0	0	15	0	0	0	0	0	1,297
Total for Federal Mogul Powertrain Llc.		0	15	15	0	0	15	0	0	0	0	0	1,297
MONTGOMERY	MOOG INC.							1213 N MAIN ST				NAICS Code	334419
LEAD	N	0	0	0	0	0	0	0	0	0	0	0	539
Total for Moog Inc.		0	0	0	0	0	0	0	0	0	0	0	539
Total for Above County : (6 records)		1,377	103	1,481	0	54	1,534	0	0	0	0	0	3,119
NEW KENT	TCS MATERIALS NEW KENT READY-MIX							7480 READY MIX DR				NAICS Code	327320
LEAD	N	0	0	0	0	0	0	0	0	0	0	0	0
Total for Tcs Materials New Kent Ready-Mix		0	0	0	0	0	0	0	0	0	0	0	0
Total for Above County : (1 record)		0	0	0	0	0	0	0	0	0	0	0	0
NEWPORT NEWS (CITY)	BKEP MATERIALS, LLC -- NEWPORT NEWS VA							801 TERMINAL AVE				NAICS Code	324121
BENZO(G,H,I)PERYLENE	N	0	0	0	0	0	0	0	0	0	0	0	0
POLYCYCLIC AROMATIC COMPOU	N	0	1	1	0	0	1	0	1	0	1	0	28
Total for Bkep Materials, Llc -- Newport News Va		0	1	1	0	0	1	0	1	0	1	0	28
NEWPORT NEWS (CITY)	HUNTINGTON INGALLS INCORPORATED							4101 WASHINGTON AVE				NAICS Code	336611
LEAD	N	2	0	2	0	230	232	0	0	0	0	21	2,839
Total for Huntington Ingalls Incorporated		2	0	2	0	230	232	0	0	0	0	21	2,839
NEWPORT NEWS (CITY)	JOINT BASE LANGLEY EUSTIS-EUSTIS (JBLE-EUSTIS) RANGES							705 WASHINGTON BLVD				NAICS Code	928110
LEAD COMPOUNDS	N	6	0	6	0	0	8,063	0	0	0	0	0	0
Total for Joint Base Langley Eustis-Eustis (Jble-Eu		6	0	6	0	0	8,063	0	0	0	0	0	0
NEWPORT NEWS (CITY)	TCS MATERIALS NEWPORT NEWS							700 SHIELDS RD				NAICS Code	327320
LEAD	N	0	0	0	0	0	0	0	0	0	0	0	0
Total for Tcs Materials Newport News		0	0	0	0	0	0	0	0	0	0	0	0
Total for Above County : (5 records)		8	1	9	0	230	8,296	0	1	0	1	21	2,867

* A "Y" in the FORM A column means a simplified Form A was submitted. An "N" means the full Form R was submitted. Facilities may report using the Form A for a non-PBT chemical if the total annual reportable amount for that chemical does not exceed 500 pounds and the amount manufactured, processed, or otherwise used for that chemical does not exceed 1 million pounds. When filing a Form A, no amounts are reported but by default the appendix lists them as zero.

** TOTAL OTHER OFF-SITE TRANSFERS = ALL OF FORM R SECTION 6.2 OFF-SITE TRANSFERS (DISPOSAL + TREATMENT + ENERGY RECOVERY + RECYCLING)

2019 Toxics Release Inventory

Appendix G

Facility County/Independent City Facility Name/Address		On-Site Releases from Section 5 of Form R						On-Site Management from Section 8 of Form R				Off-Site Transfers from Section 6 of Form R	
Chemical Name	form A*	Fugitive Air (pounds)	Stack Air (pounds)	Total Air (pounds)	Land (pounds)	Water (pounds)	Total On-Site Releases (pounds)	Energy Recovery (pounds)	Recycling (pounds)	Treatment (pounds)	Total On-Site Management (pounds)	POTW (pounds)	Total Other Off-Site Transfers ** (pounds)
NORFOLK (CITY)	BAE SYSTEMS NORFOLK SHIP REPAIR							750 W BERKLEY AVE				NAICS Code	336611
LEAD COMPOUNDS	N	6	0	6	0	0	6	0	0	0	0	13	117
Total for Bae Systems Norfolk Ship Repair		6	0	6	0	0	6	0	0	0	0	13	117
NORFOLK (CITY)	BRANSCOME INC-NORFOLK WESTMINSTER							3425 WESTMINSTER AVE				NAICS Code	324121
BENZO(G,H,I)PERYLENE	N	0	0	0	0	0	0	0	0	0	0	0	0
LEAD COMPOUNDS	N	0	0	0	0	0	0	0	0	0	0	0	0
POLYCYCLIC AROMATIC COMPOU	N	1	0	1	0	0	1	0	0	0	0	0	0
Total for Branscome Inc-Norfolk Westminister		1	0	1	0	0	1	0	0	0	0	0	0
NORFOLK (CITY)	TITAN VIRGINIA READY-MIX LLC-CAMPOSTELLA PLANT							2125 KIMBALL TERRACE				NAICS Code	327320
LEAD	N	0	0	0	0	0	0	0	0	0	0	0	0
Total for Titan Virginia Ready-Mix Llc-Campostella		0	0	0	0	0	0	0	0	0	0	0	0
NORFOLK (CITY)	US GYPSUM CO							1424 S MAIN ST				NAICS Code	327420
LEAD COMPOUNDS	N	0	1	1	0	0	1	0	0	0	0	0	0
MERCURY COMPOUNDS	N	0	76	76	0	0	76	0	0	0	0	0	0
Total for Us Gypsum Co		0	76	76	0	0	76	0	0	0	0	0	0
NORFOLK (CITY)	US NAVY JOINT EXPEDITIONARY LITTLE CREEK RANGE							2600 TARAWA CT SUITE 100				NAICS Code	928110
LEAD	N	0	0	0	0	0	4,224	0	0	0	0	0	0
LEAD COMPOUNDS	N	6	0	6	0	0	6	0	0	0	0	0	0
Total for Us Navy Joint Expeditionary Little Creek		6	0	6	0	0	4,230	0	0	0	0	0	0
NORFOLK (CITY)	US NAVY NAVAL STATION NORFOLK RANGE							1530 GILBERT ST				NAICS Code	928110
LEAD	N	5	0	5	0	0	5	0	0	0	0	0	0
Total for Us Navy Naval Station Norfolk Range		5	0	5	0	0	5	0	0	0	0	0	0
Total for Above County : (10 records)		18	77	94	0	0	4,318	0	0	0	0	13	117
NOTTOWAY	ARBORTECH FOREST PRODUCTS, INC.							500 DEARING AVENUE				NAICS Code	321113

* A "Y" in the FORM A column means a simplified Form A was submitted. An "N" means the full Form R was submitted. Facilities may report using the Form A for a non-PBT chemical if the total annual reportable amount for that chemical does not exceed 500 pounds and the amount manufactured, processed, or otherwise used for that chemical does not exceed 1 million pounds. When filing a Form A, no amounts are reported but by default the appendix lists them as zero.

** TOTAL OTHER OFF-SITE TRANSFERS = ALL OF FORM R SECTION 6.2 OFF-SITE TRANSFERS (DISPOSAL + TREATMENT + ENERGY RECOVERY + RECYCLING)

2019 Toxics Release Inventory

Appendix G

Facility County/Independent City		On-Site Releases from Section 5 of Form R						On-Site Management from Section 8 of Form R				Off-Site Transfers from Section 6 of Form R	
Facility Name/Address		Fugitive Air (pounds)	Stack Air (pounds)	Total Air (pounds)	Land (pounds)	Water (pounds)	Total On-Site Releases (pounds)	Energy Recovery (pounds)	Recycling (pounds)	Treatment (pounds)	Total On-Site Management (pounds)	POTW (pounds)	Total Other Off-Site Transfers ** (pounds)
Chemical Name	form A*												
LEAD COMPOUNDS	N	0	13	13	0	0	28	0	0	0	0	0	0
Total for Arbortech Forest Products, Inc.		0	13	13	0	0	28	0	0	0	0	0	0
NOTTOWAY													
US ARMY NATIONAL GUARD FORT PICKETT (RANGES)								US PFO BUILDING 316 FORT PICKETT				NAICS Code	928110
LEAD	N	0	0	0	0	0	44,675	0	0	0	0	0	0
LEAD COMPOUNDS	N	119	0	119	0	0	119	0	0	0	0	0	0
Total for Us Army National Guard Fort Pickett (Ra		119	0	119	0	0	44,794	0	0	0	0	0	0
Total for Above County : (3 records)		119	13	132	0	0	44,822	0	0	0	0	0	0
PATRICK								225 JEB STUART HWY				NAICS Code	332710
LEAD	N	0	0	0	0	0	0	0	0	0	0	0	0
Total for Micrometrics System		0	0	0	0	0	0	0	0	0	0	0	0
Total for Above County : (1 record)		0	0	0	0	0	0	0	0	0	0	0	0
PETERSBURG (CITY)								321 BROWN ST				NAICS Code	313320
LEAD	N	0	0	0	0	0	0	0	0	0	0	0	0
Total for Pre Con, Inc.		0	0	0	0	0	0	0	0	0	0	0	0
Total for Above County : (1 record)		0	0	0	0	0	0	0	0	0	0	0	0
PITTSYLVANIA								250 CELOTEX DR				NAICS Code	321219
POLYCYCLIC AROMATIC COMPOU	N	17	0	17	0	0	17	0	0	0	0	0	0
Total for Blue Ridge Fiberboard		17	0	17	0	0	17	0	0	0	0	0	0
PITTSYLVANIA								202 STINSON DRIVE				NAICS Code	312230
LEAD COMPOUNDS	N	0	0	0	0	0	0	0	0	0	0	0	0
Total for Jti Leaf Services (Us) Llc		0	0	0	0	0	0	0	0	0	0	0	0
PITTSYLVANIA								29 GLASSBLOWER LN				NAICS Code	327213
LEAD COMPOUNDS	N	0	243	243	0	0	243	0	0	0	0	1	1
Total for Owens-Brockway Glass Container Inc Pla		0	243	243	0	0	243	0	0	0	0	1	1
Total for Above County : (3 records)		17	243	260	0	0	260	0	0	0	0	1	1

* A "Y" in the FORM A column means a simplified Form A was submitted. An "N" means the full Form R was submitted. Facilities may report using the Form A for a non-PBT chemical if the total annual reportable amount for that chemical does not exceed 500 pounds and the amount manufactured, processed, or otherwise used for that chemical does not exceed 1 million pounds. When filing a Form A, no amounts are reported but by default the appendix lists them as zero.

** TOTAL OTHER OFF-SITE TRANSFERS = ALL OF FORM R SECTION 6.2 OFF-SITE TRANSFERS (DISPOSAL + TREATMENT + ENERGY RECOVERY + RECYCLING)

2019 Toxics Release Inventory

Appendix G

Facility County/Independent City Facility Name/Address		On-Site Releases from Section 5 of Form R						On-Site Management from Section 8 of Form R				Off-Site Transfers from Section 6 of Form R	
Chemical Name	form A*	Fugitive Air (pounds)	Stack Air (pounds)	Total Air (pounds)	Land (pounds)	Water (pounds)	Total On-Site Releases (pounds)	Energy Recovery (pounds)	Recycling (pounds)	Treatment (pounds)	Total On-Site Management (pounds)	POTW (pounds)	Total Other Off-Site Transfers ** (pounds)
PORTSMOUTH (CITY)	TITAN VIRGINIA READY-MIX LLC-PORT NORFOLK PLANT							101 CHAUTAUQUA AVE				NAICS Code	327320
LEAD COMPOUNDS	N	0	0	0	0	0	0	0	0	0	0	0	0
Total for Titan Virginia Ready-Mix Llc-Port Norfolk		0	0	0	0	0	0	0	0	0	0	0	0
PORTSMOUTH (CITY)	U.S. NAVY NORFOLK NAVAL SHIPYARD							INTERSECTION OF EFFINGHAM ST & GERRARD ST				NAICS Code	928110
LEAD	N	2	3	6	0	0	6	0	0	0	0	0	1,167,471
Total for U.S. Navy Norfolk Naval Shipyard		2	3	6	0	0	6	0	0	0	0	0	1,167,471
PORTSMOUTH (CITY)	US COAST GUARD BASE PORTSMOUTH							4000 COAST GUARD BLVD				NAICS Code	928110
LEAD	N	9	0	9	0	5	14	0	0	0	0	0	6,363
Total for Us Coast Guard Base Portsmouth		9	0	9	0	5	14	0	0	0	0	0	6,363
Total for Above County : (3 records)		11	3	15	0	5	20	0	0	0	0	0	1,173,834
PRINCE GEORGE	U.S. ARMY GARRISON FORT LEE VA - RANGES							825, 19TH STREET, BLDG 6005				NAICS Code	928110
LEAD	N	0	0	0	0	0	2,404	0	0	0	0	0	0
Total for U.S. Army Garrison Fort Lee Va - Ranges		0	0	0	0	0	2,404	0	0	0	0	0	0
Total for Above County : (1 record)		0	0	0	0	0	2,404	0	0	0	0	0	0
PRINCE WILLIAM	MANASSAS BROAD RUN READY MIX CONCRETE							9321 DEVELOPERS DRIVE				NAICS Code	327320
LEAD COMPOUNDS	N	0	0	0	0	0	0	0	0	0	0	0	0
Total for Manassas Broad Run Ready Mix Concret		0	0	0	0	0	0	0	0	0	0	0	0
PRINCE WILLIAM	POSSUM POINT POWER STATION							19000 POSSUM POINT RD				NAICS Code	221112
BENZO(G,H,I)PERYLENE	N	0	0	0	0	0	0	0	0	0	0	0	0
POLYCYCLIC AROMATIC COMPOU	N	0	0	0	0	0	0	0	0	0	0	0	0
Total for Possum Point Power Station		0	0	0	0	0	0	0	0	0	0	0	0
PRINCE WILLIAM	SAFETY-KLEEN SYSTEMS MANASSAS (MAN)							11520 BALLS FORD RD				NAICS Code	562112
BENZO(G,H,I)PERYLENE	N	0	0	0	0	0	0	0	0	0	0	0	303
LEAD	N	0	0	0	0	0	0	0	0	0	0	0	844

* A "Y" in the FORM A column means a simplified Form A was submitted. An "N" means the full Form R was submitted. Facilities may report using the Form A for a non-PBT chemical if the total annual reportable amount for that chemical does not exceed 500 pounds and the amount manufactured, processed, or otherwise used for that chemical does not exceed 1 million pounds. When filing a Form A, no amounts are reported but by default the appendix lists them as zero.

** TOTAL OTHER OFF-SITE TRANSFERS = ALL OF FORM R SECTION 6.2 OFF-SITE TRANSFERS (DISPOSAL + TREATMENT + ENERGY RECOVERY + RECYCLING)

Page G-23 of G-31

2019 Toxics Release Inventory

Appendix G

Facility County/Independent City Facility Name/Address		On-Site Releases from Section 5 of Form R						On-Site Management from Section 8 of Form R				Off-Site Transfers from Section 6 of Form R	
Chemical Name	form A*	Fugitive Air (pounds)	Stack Air (pounds)	Total Air (pounds)	Land (pounds)	Water (pounds)	Total On-Site Releases (pounds)	Energy Recovery (pounds)	Recycling (pounds)	Treatment (pounds)	Total On-Site Management (pounds)	POTW (pounds)	Total Other Off-Site Transfers ** (pounds)
POLYCYCLIC AROMATIC COMPOU	N	0	0	0	0	0	0	0	0	0	0	0	2,200
Total for Safety-Kleen Systems Manassas (Man)		0	0	0	0	0	0	0	0	0	0	0	3,347
PRINCE WILLIAM													
TITAN VIRGINIA READY-MIX LLC-DUMFRIES PLANT								3454 CANAL RD				NAICS Code	327320
LEAD COMPOUNDS	N	0	0	0	0	0	0	0	0	0	0	0	0
Total for Titan Virginia Ready-Mix Llc-Dumfries Pla		0	0	0	0	0	0	0	0	0	0	0	0
PRINCE WILLIAM													
US MARINE CORPS BASE QUANTICO RANGE COMPLEX								3250 CATLIN AVE				NAICS Code	928110
LEAD COMPOUNDS	N	115	0	115	0	0	82,260	0	0	0	0	0	0
Total for Us Marine Corps Base Quantico Range C		115	0	115	0	0	82,260	0	0	0	0	0	0
PRINCE WILLIAM													
VIRGINIA CONCRETE DUMFRIES PLANT								217 CANAL RD				NAICS Code	327320
LEAD	N	0	0	0	0	0	0	0	0	0	0	0	0
Total for Virginia Concrete Dumfries Plant		0	0	0	0	0	0	0	0	0	0	0	0
PRINCE WILLIAM													
VIRGINIA CONCRETE GAINESVILLE PLANT								7300 RAIL LINE CT				NAICS Code	327320
LEAD	N	0	0	0	0	0	0	0	0	0	0	0	0
Total for Virginia Concrete Gainesville Plant		0	0	0	0	0	0	0	0	0	0	0	0
PRINCE WILLIAM													
VIRGINIA CONCRETE WOODBRIDGE PLANT								936 ANNAPOLIS WAY				NAICS Code	327320
LEAD	N	0	0	0	0	0	0	0	0	0	0	0	0
Total for Virginia Concrete Woodbridge Plant		0	0	0	0	0	0	0	0	0	0	0	0
Total for Above County : (11 records)		115	0	115	0	0	82,260	0	0	0	0	0	3,347
PULASKI													
IMPERIAL GROUP MANUFACTURING INC								4969 STEPP PLACE				NAICS Code	332322
LEAD	N	0	0	0	0	0	0	0	0	0	0	0	0
Total for Imperial Group Manufacturing Inc		0	0	0	0	0	0	0	0	0	0	0	0
PULASKI													
JAMES HARDIE BUILDING PRODUCTS PULASKI								1000 JAMES HARDIE WAY				NAICS Code	327390
LEAD COMPOUNDS	N	0	0	0	0	0	0	0	0	0	0	0	1,078
Total for James Hardie Building Products Pulaski		0	0	0	0	0	0	0	0	0	0	0	1,078

* A "Y" in the FORM A column means a simplified Form A was submitted. An "N" means the full Form R was submitted. Facilities may report using the Form A for a non-PBT chemical if the total annual reportable amount for that chemical does not exceed 500 pounds and the amount manufactured, processed, or otherwise used for that chemical does not exceed 1 million pounds. When filing a Form A, no amounts are reported but by default the appendix lists them as zero.

** TOTAL OTHER OFF-SITE TRANSFERS = ALL OF FORM R SECTION 6.2 OFF-SITE TRANSFERS (DISPOSAL + TREATMENT + ENERGY RECOVERY + RECYCLING)

2019 Toxics Release Inventory

Appendix G

Facility County/Independent City Facility Name/Address		On-Site Releases from Section 5 of Form R						On-Site Management from Section 8 of Form R				Off-Site Transfers from Section 6 of Form R	
Chemical Name	form A*	Fugitive Air (pounds)	Stack Air (pounds)	Total Air (pounds)	Land (pounds)	Water (pounds)	Total On-Site Releases (pounds)	Energy Recovery (pounds)	Recycling (pounds)	Treatment (pounds)	Total On-Site Management (pounds)	POTW (pounds)	Total Other Off-Site Transfers ** (pounds)
Total for Above County : (2 records)		0	0	0	0	0	0	0	0	0	0	0	1,078
RICHMOND	SONOCO RICHMOND							1850 COMMERCE RD				NAICS Code	322130
LEAD	N	0	0	0	0	0	0	0	0	0	0	25	115
Total for Sonoco Richmond		0	0	0	0	0	0	0	0	0	0	25	115
Total for Above County : (1 record)		0	0	0	0	0	0	0	0	0	0	25	115
RICHMOND (CITY)	SPRUANCE GENCO LLC							5001 COMMERCE RD				NAICS Code	221112
DIOXIN AND DIOXIN-LIKE COMPO	N	0	0	0	0	0	0	0	0	0	0	0	0
LEAD COMPOUNDS	N	0	33	33	0	2	35	0	0	0	0	0	15
Total for Spruance Genco Llc		0	33	33	0	2	36	0	0	0	0	0	15
RICHMOND (CITY)	TCS MATERIALS RICHMOND PLANT							2100 DEEPWATER TERMINAL ROAD				NAICS Code	327320
LEAD	N	0	0	0	0	0	0	0	0	0	0	0	0
Total for Tcs Materials Richmond Plant		0	0	0	0	0	0	0	0	0	0	0	0
Total for Above County : (3 records)		0	33	33	0	2	36	0	0	0	0	0	15
ROANOKE	ELBIT SYSTEMS OF AMERICA - NIGHT VISION LLC							7635 PLANTATION RD				NAICS Code	333314
LEAD COMPOUNDS	N	0	0	0	0	0	0	0	0	0	0	0	467
Total for Elbit Systems Of America - Night Vision L		0	0	0	0	0	0	0	0	0	0	0	467
ROANOKE	KOPPERS INC (ROANOKE)							4020 KOPPERS RD				NAICS Code	321114
BENZO(G,H,I)PERYLENE	N	0	0	0	0	0	0	0	2,754	0	2,754	0	27
POLYCYCLIC AROMATIC COMPOU	N	2	5	7	0	0	7	0	144,304	8	144,312	0	1,426
Total for Koppers Inc (Roanoke)		2	5	7	0	0	7	0	147,058	8	147,066	0	1,453
ROANOKE	MEDECO SECURITY LOCKS INC.							3625 ALLEGHENY DR				NAICS Code	332510
LEAD	N	0	0	0	0	0	0	0	0	0	0	0	27,825
Total for Medeco Security Locks Inc.		0	0	0	0	0	0	0	0	0	0	0	27,825
ROANOKE	NEW MILLENNIUM BUILDING SYSTEMS							100 DIUGUIDS LANE				NAICS Code	332312

* A "Y" in the FORM A column means a simplified Form A was submitted. An "N" means the full Form R was submitted. Facilities may report using the Form A for a non-PBT chemical if the total annual reportable amount for that chemical does not exceed 500 pounds and the amount manufactured, processed, or otherwise used for that chemical does not exceed 1 million pounds. When filing a Form A, no amounts are reported but by default the appendix lists them as zero.

** TOTAL OTHER OFF-SITE TRANSFERS = ALL OF FORM R SECTION 6.2 OFF-SITE TRANSFERS (DISPOSAL + TREATMENT + ENERGY RECOVERY + RECYCLING)

2019 Toxics Release Inventory

Appendix G

Facility County/Independent City Facility Name/Address		On-Site Releases from Section 5 of Form R						On-Site Management from Section 8 of Form R				Off-Site Transfers from Section 6 of Form R	
Chemical Name	form A*	Fugitive Air (pounds)	Stack Air (pounds)	Total Air (pounds)	Land (pounds)	Water (pounds)	Total On-Site Releases (pounds)	Energy Recovery (pounds)	Recycling (pounds)	Treatment (pounds)	Total On-Site Management (pounds)	POTW (pounds)	Total Other Off-Site Transfers ** (pounds)
LEAD	N	0	0	0	0	0	0	0	0	0	0	0	7,698
Total for New Millennium Building Systems		0	0	0	0	0	0	0	0	0	0	0	7,698
ROANOKE		SAFETY-KLEEN SYSTEMS VINTON (ROA)						16090 STEWARTSVILLE RD				NAICS Code	562112
BENZO(G,H,I)PERYLENE	N	0	0	0	0	0	0	0	0	0	0	0	102
LEAD	N	0	0	0	0	0	0	0	0	0	0	0	285
POLYCYCLIC AROMATIC COMPOU	N	0	0	0	0	0	0	0	0	0	0	0	742
Total for Safety-Kleen Systems Vinton (Roa)		0	0	0	0	0	0	0	0	0	0	0	1,129
ROANOKE		YOKOHAMA TIRE MANUFACTURING VIRGINIA LLC						1500 INDIANA ST				NAICS Code	326211
BENZO(G,H,I)PERYLENE	N	0	0	0	0	0	0	0	0	0	0	0	1
LEAD COMPOUNDS	N	1	0	1	0	0	1	0	0	0	0	0	3
POLYCYCLIC AROMATIC COMPOU	N	0	1	1	0	0	1	0	0	0	0	0	4
Total for Yokohama Tire Manufacturing Virginia Llc		1	1	1	0	0	1	0	0	0	0	0	8
Total for Above County : (11 records)		3	5	8	0	0	8	0	147,058	8	147,066	0	38,580
ROANOKE (CITY)		ASSOCIATED ASPHALT ROANOKE, LLC						2677 ROANOKE AVE SW				NAICS Code	424710
BENZO(G,H,I)PERYLENE	N	0	0	0	0	0	0	0	0	0	0	0	0
POLYCYCLIC AROMATIC COMPOU	N	0	17	17	0	0	17	0	0	0	0	0	0
Total for Associated Asphalt Roanoke, Llc		0	17	17	0	0	17	0	0	0	0	0	0
ROANOKE (CITY)		BOXLEY MATERIALS COMPANY ROANOKE READY MIX PLANT						3830 BLUE RIDGE DR SW				NAICS Code	327320
LEAD COMPOUNDS	N	0	2	2	0	0	2	0	0	0	0	0	0
Total for Boxley Materials Company Roanoke Rea		0	2	2	0	0	2	0	0	0	0	0	0
ROANOKE (CITY)		STEEL DYNAMICS INC ROANOKE BAR DIV						102 WESTSIDE BLVD				NAICS Code	331110
LEAD COMPOUNDS	N	12	108	120	0	26	145	0	0	0	0	0	153,204
MERCURY COMPOUNDS	N	0	0	0	0	0	0	0	0	0	0	0	0
Total for Steel Dynamics Inc Roanoke Bar Div		12	108	120	0	26	146	0	0	0	0	0	153,204
ROANOKE (CITY)		TRIVIUM PACKAGING USA, INC						5022 HOLLINS RD				NAICS Code	332431

* A "Y" in the FORM A column means a simplified Form A was submitted. An "N" means the full Form R was submitted. Facilities may report using the Form A for a non-PBT chemical if the total annual reportable amount for that chemical does not exceed 500 pounds and the amount manufactured, processed, or otherwise used for that chemical does not exceed 1 million pounds. When filing a Form A, no amounts are reported but by default the appendix lists them as zero.

** TOTAL OTHER OFF-SITE TRANSFERS = ALL OF FORM R SECTION 6.2 OFF-SITE TRANSFERS (DISPOSAL + TREATMENT + ENERGY RECOVERY + RECYCLING)

2019 Toxics Release Inventory

Appendix G

Facility County/Independent City		On-Site Releases from Section 5 of Form R						On-Site Management from Section 8 of Form R				Off-Site Transfers from Section 6 of Form R	
Facility Name/Address		Fugitive Air (pounds)	Stack Air (pounds)	Total Air (pounds)	Land (pounds)	Water (pounds)	Total On-Site Releases (pounds)	Energy Recovery (pounds)	Recycling (pounds)	Treatment (pounds)	Total On-Site Management (pounds)	POTW (pounds)	Total Other Off-Site Transfers ** (pounds)
Chemical Name	form A*												
LEAD	N	0	0	0	0	0	0	0	0	0	0	0	48
Total for Trivium Packaging Usa, Inc		0	0	0	0	0	0	0	0	0	0	0	48
Total for Above County : (6 records)		12	128	139	0	26	165	0	0	0	0	0	153,252
ROCKBRIDGE		STELLA JONES CORP-GOSHEN FACILITY						9223 MAURY RIVER RD				NAICS Code	321114
BENZO(G,H,I)PERYLENE	N	1	0	1	0	0	1	0	0	0	0	0	13
POLYCYCLIC AROMATIC COMPOU	N	24	2	26	0	1	26	0	0	0	0	0	682
Total for Stella Jones Corp-Goshen Facility		24	2	26	0	1	27	0	0	0	0	0	695
Total for Above County : (2 records)		24	2	26	0	1	27	0	0	0	0	0	695
ROCKINGHAM		SUPERIOR CONCRETE INC-HARRISONBURG						1526 COUNTY CLUB RD				NAICS Code	327320
LEAD COMPOUNDS	N	0	0	0	0	0	0	0	0	0	0	0	0
MERCURY COMPOUNDS	N	0	0	0	0	0	0	0	0	0	0	0	0
Total for Superior Concrete Inc-Harrisonburg		0	0	0	0	0	0	0	0	0	0	0	0
Total for Above County : (2 records)		0	0	0	0	0	0	0	0	0	0	0	0
SALEM (CITY)		GE DRIVES & CONTROLS						1501 ROANOKE BLVD				NAICS Code	335314
LEAD COMPOUNDS	N	0	1	1	0	0	1	0	0	0	0	0	3,800
Total for Ge Drives & Controls		0	1	1	0	0	1	0	0	0	0	0	3,800
Total for Above County : (1 record)		0	1	1	0	0	1	0	0	0	0	0	3,800
SPOTSYLVANIA		OLDCASTLE PRECAST INC						5115 MASSAPONAX CHURCH RD				NAICS Code	327390
LEAD COMPOUNDS	N	0	0	0	0	0	0	0	0	0	0	0	40
Total for Oldcastle Precast Inc		0	0	0	0	0	0	0	0	0	0	0	40
SPOTSYLVANIA		VIRGINIA CONCRETE SPOTSYLVANIA PLANT						6110 SMITH STATION ROAD				NAICS Code	327320
LEAD	N	0	0	0	0	0	0	0	0	0	0	0	0
Total for Virginia Concrete Spotsylvania Plant		0	0	0	0	0	0	0	0	0	0	0	0
Total for Above County : (2 records)		0	0	0	0	0	0	0	0	0	0	0	40
STAFFORD		COLONIAL CIRCUITS INC.						1026 WARRENTON RD				NAICS Code	334412

* A "Y" in the FORM A column means a simplified Form A was submitted. An "N" means the full Form R was submitted. Facilities may report using the Form A for a non-PBT chemical if the total annual reportable amount for that chemical does not exceed 500 pounds and the amount manufactured, processed, or otherwise used for that chemical does not exceed 1 million pounds. When filing a Form A, no amounts are reported but by default the appendix lists them as zero.

** TOTAL OTHER OFF-SITE TRANSFERS = ALL OF FORM R SECTION 6.2 OFF-SITE TRANSFERS (DISPOSAL + TREATMENT + ENERGY RECOVERY + RECYCLING)

2019 Toxics Release Inventory

Appendix G

Facility County/Independent City Facility Name/Address		On-Site Releases from Section 5 of Form R						On-Site Management from Section 8 of Form R				Off-Site Transfers from Section 6 of Form R	
Chemical Name	form A*	Fugitive Air (pounds)	Stack Air (pounds)	Total Air (pounds)	Land (pounds)	Water (pounds)	Total On-Site Releases (pounds)	Energy Recovery (pounds)	Recycling (pounds)	Treatment (pounds)	Total On-Site Management (pounds)	POTW (pounds)	Total Other Off-Site Transfers ** (pounds)
LEAD	N	0	0	0	0	0	0	0	0	0	0	3	980
Total for Colonial Circuits Inc.		0	0	0	0	0	0	0	0	0	0	3	980
STAFFORD		FALMOUTH READY MIX CONCRETE						301 WARRENTON ROAD				NAICS Code	327320
LEAD COMPOUNDS	N	0	0	0	0	0	0	0	0	0	0	0	2
Total for Falmouth Ready Mix Concrete		0	0	0	0	0	0	0	0	0	0	0	2
STAFFORD		TITAN VIRGINIA READY-MIX LLC-STAFFORD PLANT						48 POWELL LN				NAICS Code	327320
LEAD COMPOUNDS	N	0	0	0	0	0	0	0	0	0	0	0	0
Total for Titan Virginia Ready-Mix Llc-Stafford Plan		0	0	0	0	0	0	0	0	0	0	0	0
STAFFORD		U.S. DOJ FBI TRAINING ACADEMY						MCB-4 BUILDING 15-FMU				NAICS Code	921110
LEAD COMPOUNDS	N	5	0	6	0	0	6	0	0	0	0	0	132,830
Total for U.S. Doj Fbi Training Academy		5	0	6	0	0	6	0	0	0	0	0	132,830
Total for Above County : (4 records)		5	0	6	0	0	6	0	0	0	0	3	133,812
VIRGINIA BEACH (CITY)		TITAN VIRGINIA READY-MIX LLC-OCEANA PLANT						160 OCEANA BLVD.				NAICS Code	327320
LEAD COMPOUNDS	N	0	0	0	0	0	0	0	0	0	0	0	0
Total for Titan Virginia Ready-Mix Llc-Oceana Plan		0	0	0	0	0	0	0	0	0	0	0	0
VIRGINIA BEACH (CITY)		U.S. NAVY FLEET COMBAT TRAINING CENTER ATL DAM NECK BAS						1912 REGULUS AVE				NAICS Code	928110
LEAD	N	1	0	1	0	0	3,568	0	0	0	0	0	0
Total for U.S. Navy Fleet Combat Training Center		1	0	1	0	0	3,568	0	0	0	0	0	0
VIRGINIA BEACH (CITY)		U.S. NAVY NAVAL AIR STATION OCEANA RANGE						1750 TOMCAT BLVD				NAICS Code	928110
LEAD	N	12	0	12	0	0	12	0	0	0	0	0	0
Total for U.S. Navy Naval Air Station Oceana Ran		12	0	12	0	0	12	0	0	0	0	0	0
VIRGINIA BEACH (CITY)		US ARMY NATIONAL GUARD CTC CAMP PENDLETON (RANGES)						203 RED HORSE DRIVE				NAICS Code	928110
LEAD	N	0	0	0	0	0	391	0	0	0	0	0	0
Total for Us Army National Guard Ctc Camp Pendl		0	0	0	0	0	391	0	0	0	0	0	0

* A "Y" in the FORM A column means a simplified Form A was submitted. An "N" means the full Form R was submitted. Facilities may report using the Form A for a non-PBT chemical if the total annual reportable amount for that chemical does not exceed 500 pounds and the amount manufactured, processed, or otherwise used for that chemical does not exceed 1 million pounds. When filing a Form A, no amounts are reported but by default the appendix lists them as zero.

** TOTAL OTHER OFF-SITE TRANSFERS = ALL OF FORM R SECTION 6.2 OFF-SITE TRANSFERS (DISPOSAL + TREATMENT + ENERGY RECOVERY + RECYCLING)

2019 Toxics Release Inventory

Appendix G

Facility County/Independent City Facility Name/Address		On-Site Releases from Section 5 of Form R						On-Site Management from Section 8 of Form R				Off-Site Transfers from Section 6 of Form R	
Chemical Name	form A*	Fugitive Air (pounds)	Stack Air (pounds)	Total Air (pounds)	Land (pounds)	Water (pounds)	Total On-Site Releases (pounds)	Energy Recovery (pounds)	Recycling (pounds)	Treatment (pounds)	Total On-Site Management (pounds)	POTW (pounds)	Total Other Off-Site Transfers ** (pounds)
VIRGINIA BEACH (CITY)	US NAVY JOINT EXPEDITIONARY FORT STORY RANGE							300 ATLANTIC AVENUE				NAICS Code	928110
LEAD	N	0	0	0	0	0	499	0	0	0	0	0	0
Total for Us Navy Joint Expeditionary Fort Story R		0	0	0	0	0	499	0	0	0	0	0	0
Total for Above County : (5 records)		12	0	12	0	0	4,469	0	0	0	0	0	0
WARREN	US CBP CANINE TRAINING FACILITY FIRING RANGE #VA0040							828 HARMONY HOLLOW RD				NAICS Code	922120
LEAD	N	0	0	0	0	0	0	0	0	0	0	0	0
Total for Us Cbp Canine Training Facility Firing Ra		0	0	0	0	0	0	0	0	0	0	0	0
Total for Above County : (1 record)		0	0	0	0	0	0	0	0	0	0	0	0
WASHINGTON	AZZ GALVANIZING-BRISTOL							14781 INDUSTRIAL PARK RD				NAICS Code	332812
LEAD	N	0	0	0	0	0	0	0	0	0	0	0	625
Total for Azz Galvanizing-Bristol		0	0	0	0	0	0	0	0	0	0	0	625
WASHINGTON	COLUMBUS MCKINNON CORP							22364 JEB STUART HWY				NAICS Code	333923
LEAD	N	0	0	0	0	0	0	0	0	0	0	0	0
Total for Columbus Mckinnon Corp		0	0	0	0	0	0	0	0	0	0	0	0
WASHINGTON	METAL CASTING CO							15331 INDUSTRIAL PARK ROAD				NAICS Code	331523
LEAD COMPOUNDS	N	1	0	1	0	0	1	0	0	0	0	0	0
Total for Metal Casting Co		1	0	1	0	0	1	0	0	0	0	0	0
WASHINGTON	MXI ENVIRONMENTAL SERVICES, LLC							26319 OLD TRAIL RD (ST RTE 679)				NAICS Code	562111
CHLORDANE	N	0	0	0	0	0	0	0	0	0	0	0	3
HEPTACHLOR	N	0	0	0	0	0	0	0	0	0	0	0	100
LEAD	N	0	0	0	0	0	0	0	0	0	0	0	39,482
MERCURY	N	0	0	0	0	0	0	0	0	0	0	0	1,394
METHOXYCHLOR	N	0	0	0	0	0	0	0	0	0	0	0	100
Total for Mxi Environmental Services, Llc		0	0	0	0	0	0	0	0	0	0	0	41,079
Total for Above County : (8 records)		1	0	1	0	0	1	0	0	0	0	0	41,704

* A "Y" in the FORM A column means a simplified Form A was submitted. An "N" means the full Form R was submitted. Facilities may report using the Form A for a non-PBT chemical if the total annual reportable amount for that chemical does not exceed 500 pounds and the amount manufactured, processed, or otherwise used for that chemical does not exceed 1 million pounds. When filing a Form A, no amounts are reported but by default the appendix lists them as zero.

** TOTAL OTHER OFF-SITE TRANSFERS = ALL OF FORM R SECTION 6.2 OFF-SITE TRANSFERS (DISPOSAL + TREATMENT + ENERGY RECOVERY + RECYCLING)

2019 Toxics Release Inventory

Appendix G

Facility County/Independent City Facility Name/Address		On-Site Releases from Section 5 of Form R						On-Site Management from Section 8 of Form R				Off-Site Transfers from Section 6 of Form R	
Chemical Name	form A*	Fugitive Air (pounds)	Stack Air (pounds)	Total Air (pounds)	Land (pounds)	Water (pounds)	Total On-Site Releases (pounds)	Energy Recovery (pounds)	Recycling (pounds)	Treatment (pounds)	Total On-Site Management (pounds)	POTW (pounds)	Total Other Off-Site Transfers ** (pounds)
WESTMORELAND		CARRY-ON TRAILER CORP						159 INDUSTRIAL PARK RD				NAICS Code	336212
LEAD	N	1	0	1	0	0	1	0	0	0	0	0	47
Total for Carry-On Trailer Corp		1	0	1	0	0	1	0	0	0	0	0	47
Total for Above County : (1 record)		1	0	1	0	0	1	0	0	0	0	0	47
WISE		VIRGINIA CITY HYBRID ENERGY CENTER						3425 RUSSELL CREEK RD				NAICS Code	221112
DIOXIN AND DIOXIN-LIKE COMPO	N	0	3	3	0	0	3	0	0	0	0	0	0
LEAD COMPOUNDS	N	0	170	170	0	0	10,990	0	0	0	0	0	0
MERCURY COMPOUNDS	N	0	0	0	0	0	133	0	0	0	0	0	0
Total for Virginia City Hybrid Energy Center		0	173	173	0	0	11,126	0	0	0	0	0	0
Total for Above County : (3 records)		0	173	173	0	0	11,126	0	0	0	0	0	0
WYTHE		LONGWOOD ELASTOMERS INC						655 FAIRVIEW RD				NAICS Code	326291
LEAD COMPOUNDS	N	0	1	1	0	0	1	0	0	0	0	0	140
Total for Longwood Elastomers Inc		0	1	1	0	0	1	0	0	0	0	0	140
Total for Above County : (1 record)		0	1	1	0	0	1	0	0	0	0	0	140
YORK		AFETA CAMP PEARY						1100 EXECUTIVE DRIVE				NAICS Code	928110
LEAD	N	56	0	56	0	0	56	0	0	0	0	0	0
Total for Afeta Camp Peary		56	0	56	0	0	56	0	0	0	0	0	0
YORK		US NAVY CHEATHAM ANNEX BASE RANGE						108 SANDA AVE BLDG 270				NAICS Code	928110
LEAD	N	0	0	0	0	0	3,334	0	0	0	0	0	0
Total for Us Navy Cheatham Annex Base Range		0	0	0	0	0	3,334	0	0	0	0	0	0
YORK		US NAVY YORKTOWN NAVAL WEAPONS STATION BASE RANGE						160 MAIN RD				NAICS Code	928110
LEAD	N	20	0	20	0	0	5,045	0	0	0	0	0	0
Total for Us Navy Yorktown Naval Weapons Statio		20	0	20	0	0	5,045	0	0	0	0	0	0
YORK		YORKTOWN POWER STATION						1600 WATERVIEW RD				NAICS Code	221112

* A "Y" in the FORM A column means a simplified Form A was submitted. An "N" means the full Form R was submitted. Facilities may report using the Form A for a non-PBT chemical if the total annual reportable amount for that chemical does not exceed 500 pounds and the amount manufactured, processed, or otherwise used for that chemical does not exceed 1 million pounds. When filing a Form A, no amounts are reported but by default the appendix lists them as zero.

** TOTAL OTHER OFF-SITE TRANSFERS = ALL OF FORM R SECTION 6.2 OFF-SITE TRANSFERS (DISPOSAL + TREATMENT + ENERGY RECOVERY + RECYCLING)

2019 Toxics Release Inventory

Appendix G

Facility County/Independent City Facility Name/Address		On-Site Releases from Section 5 of Form R						On-Site Management from Section 8 of Form R				Off-Site Transfers from Section 6 of Form R	
Chemical Name	form A*	Fugitive Air (pounds)	Stack Air (pounds)	Total Air (pounds)	Land (pounds)	Water (pounds)	Total On-Site Releases (pounds)	Energy Recovery (pounds)	Recycling (pounds)	Treatment (pounds)	Total On-Site Management (pounds)	POTW (pounds)	Total Other Off-Site Transfers ** (pounds)
BENZO(G,H,I)PERYLENE	N	0	0	0	0	0	0	0	0	0	0	0	0
POLYCYCLIC AROMATIC COMPOU	N	0	0	0	0	0	0	0	0	0	0	0	0
Total for Yorktown Power Station		0	0	0	0	0	0	0	0	0	0	0	0
Total for Above County : (5 records)		76	0	76	0	0	8,434	0	0	0	0	0	0

* A "Y" in the FORM A column means a simplified Form A was submitted. An "N" means the full Form R was submitted. Facilities may report using the Form A for a non-PBT chemical if the total annual reportable amount for that chemical does not exceed 500 pounds and the amount manufactured, processed, or otherwise used for that chemical does not exceed 1 million pounds. When filing a Form A, no amounts are reported but by default the appendix lists them as zero.

** TOTAL OTHER OFF-SITE TRANSFERS = ALL OF FORM R SECTION 6.2 OFF-SITE TRANSFERS (DISPOSAL + TREATMENT + ENERGY RECOVERY + RECYCLING)

**Appendix H-1 - 2019 VA TRI NAICS Code Ranking
by On-Site Releases**

APPENDIX H-1 - 2019 VA TRI NAICS Code Ranking by On-Site Releases

NAICS Subsector	General Type of Industry	Count	Total On-Site Release (Pounds)
325	Chemical Manufacturing	222	12,399,660
322	Paper Manufacturing	89	5,684,781
331	Primary Metal Manufacturing	54	2,219,182
221	Utilities	87	1,510,675
326	Plastics and Rubber Products Manufacturing	74	1,220,129
311	Food Manufacturing	71	1,216,598
332	Fabricated Metal Product Manufacturing	105	1,169,342
928	National Security & International Affairs	62	600,222
312	Beverage and Tobacco Product Manufacturing	11	402,601
336	Transportation Equipment Manufacturing	61	270,803
	All Other NAICS	437	697,828
327	Nonmetallic Mineral Product Manufacturing	102	208,791
321	Wood Product Manufacturing	53	170,435
337	Furniture and Related Product Manufacturing	12	134,317
323	Printing and Related Support Activities	12	70,871
334	Computer and Electronic Product Manufacturing	24	28,085
333	Machinery Manufacturing	33	22,805
335	Electrical Equipment, Appliance, and Component Manufacturing	15	15,322
331	Aluminum castings (except die-castings), unfinished, manufacturing	2	15,004
424	Merchant Wholesalers, Nondurable Goods	107	10,490
324	Asphalt Shingle and Coating Materials Manufacturing	2	7,404
425	Wholesale Electronic Markets and Agents and Brokers	6	4,747
339	Miscellaneous Manufacturing	8	3,563
325	Medicinal and Botanical Manufacturing	3	2,710
922	Justice, Public Order, and Safety Activities	1	1,483
927	Space Research and Technology	1	691
313	Textile Mills	7	425
562	Waste Management and Remediation Services	23	341
314	Textile Product Mills	3	295
212	Mining (Except Oil and Gas)	1	28
921	Executive, Legislative, and Other General Government Support	1	6

Appendix H-1

Inventory

2019 Toxics Release

NAICS Subsector	General Type of Industry	Count	Total On-Site Release (Pounds)
324	Petroleum and Coal Products Manufacturing	14	5
336	Motor Vehicle Body Manufacturing	1	3
922	Other Justice, Public Order, and Safety Activities	1	3
321	Wood Container and Pallet Manufacturing	1	2
334	Instruments and Related Products Manufacturing for Measuring, Displaying, and Controlling Industrial Process Variables	1	1
922	Police Protection	2	0
334	Electronic Computer Manufacturing	1	0

Appendix H-2 - 2019 VA TRI NAICS Code Ranking by On-Site Management

APPENDIX H-2 - 2019 VA TRI NAICS Code Ranking by On-Site Management

NAICS Subsector	General Type of Industry	Count	Total On-Site Treatment (Pounds)
325	Chemical Manufacturing	222	646,519,634.93
322	Paper Manufacturing	89	43,232,777.80
311	Food Manufacturing	71	17,061,844.30
326	Plastics and Rubber Products Manufacturing	73	8,414,796.72
332	Fabricated Metal Product Manufacturing	105	6,818,877.25
221	Utilities	87	2,373,946.00
336	Transportation Equipment Manufacturing	61	1,878,949.00
321	Wood Product Manufacturing	53	1,791,447.70
334	Computer and Electronic Product Manufacturing	24	1,327,253.00
314	Textile Product Mills	3	715,113.00
	All Other NAICS	484	1771134.13
928	National Security & International Affairs	62	617,085.00
312	Beverage and Tobacco Product Manufacturing	11	351,238.00
339	Miscellaneous Manufacturing	8	347,425.40
327	Nonmetallic Mineral Product Manufacturing	102	206,555.94
337	Furniture and Related Product Manufacturing	12	99,790.00
331	Primary Metal Manufacturing	54	85,881.00
424	Merchant Wholesalers, Nondurable Goods	107	29,925.04
323	Printing and Related Support Activities	12	25,361.90
313	Textile Mills	7	5,878.15
335	Electrical Equipment, Appliance, and Component Manufacturing	15	1,993.00
324	Petroleum and Coal Products Manufacturing	14	0.70
562	Waste Management and Remediation Services	23	0.00
927	Space Research and Technology	1	0.00
922	Police Protection	2	0.00
922	Other Justice, Public Order, and Safety Activities	1	0.00
334	Electronic Computer Manufacturing	1	0.00
922	Justice, Public Order, and Safety Activities	1	0.00
324	Asphalt Shingle and Coating Materials Manufacturing	2	0.00
921	Executive, Legislative, and Other General Government Support	1	0.00
336	Motor Vehicle Body Manufacturing	1	0.00

Appendix H-2

Inventory

2019 Toxics Release

NAICS Subsector	General Type of Industry	Count	Total On-Site Treatment (Pounds)
333	Machinery Manufacturing	33	0.00
212	Mining (Except Oil and Gas)	1	0.00
334	Instruments and Related Products Manufacturing for Measuring, Displaying, and Controlling Industrial Process Variables	1	0.00
425	Wholesale Electronic Markets and Agents and Brokers	6	0.00
325	Medicinal and Botanical Manufacturing	3	0.00
331	Aluminum castings (except die-castings), unfinished, manufacturing	2	0.00
321	Wood Container and Pallet Manufacturing	1	0.00

Appendix I-1 - 2019 VA TRI Facility Ranking by On-Site Releases

Appendix I-1

2019 Toxics Release Inventory

APPENDIX I-1 - 2019 VA TRI FACILITY RANKING BY ON-SITE RELEASES

Rank	Facility Name	Total On-Site Releases (lbs)	Physical Street Address	Post Office City	Actual Physical County or Independent City	Facility ID
1	BAE Systems, Ordnance Systems Inc	9,230,156.44	Radford Army Ammunition Plant 4050 Peppers Ferry Rd	Radford	Montgomery	24141RDFRDPOBOX
2	Westrock Virginia Corporation (Entire)	2,565,981.42	104 E. Riverside Street	Covington	Covington (City)	24426WSTVCRIVER
3	Jewell Coke Co LP	2,126,605.84	1034 Dismal River Rd	Oakwood	Buchanan	24656JWLLCHWY46
4	Advansix Inc Hopewell Plant	1,257,177.00	905 E Randolph Rd	Hopewell	Hopewell (City)	23860LLDSGPOBOX
5	International Paper Franklin Mill	1,193,592.27	34040 Union Camp Dr	Franklin	Isle Of Wight	23851NNCMPHIGHW
6	Westrock CP, LLC	784,068.14	1901 Main St	West Point	King William	23181CHSPK19THM
7	Ball Metal Beverage Container Corp	567,000.00	8935 Pocahontas Trail James River Commerce Center	Williamsburg	James City	23185BLLPC8935P

Appendix I-1

2019 Toxics Release Inventory

Rank	Facility Name	Total On-Site Releases (lbs)	Physical Street Address	Post Office City	Actual Physical County or Independent City	Facility ID
8	Ashland Specialty Ingredients GP	537,305.00	1111 Hercules Rd	Hopewell	Hopewell (City)	23860QLNCM1111H
9	Doswell LP	514,223.00	10098 Old Ridge Rd	Ashland	Hanover	23005DSWLL10098
10	Perdue Agribusiness LLC- Chesapeake Va	478,620.00	501A Barnes Rd	Chesapeake	Chesapeake (City)	23324CRGLL501BA
11	Georgia-Pacific Big Island Mill	472,672.00	9363 Lee-Jackson Hwy	Big Island	Bedford	24526NKSPCHIGHW
12	BWXT Nuclear Operations Group, Inc.	460,435.08	1570 Mount Athos Rd	Lynchburg	Campbell	24504BBCKMTATH
13	Spruance Plant	458,318.00	5401 Jefferson Davis Hwy	Richmond	Chesterfield	23234DPNTSUSHIG
14	Virginia City Hybrid Energy Center	433,639.45	3425 Russell Creek Rd	Saint Paul	Wise	2428WVRGNC3425R
15	Westrock Cp LLC	348,889.15	910 Industrial St	Hopewell	Hopewell (City)	23860STNHP910IN
16	Clover Power Station	346,305.61	4091 Clover Rd	Clover	Halifax	24534CLVRPRTE92
17	Greif Packaging LLC	319,576.95	861 Fibre Plant Rd	Amherst	Amherst	24521VRGNFROUTE
18	Philip Morris USA Park 500 Site	286,483.00	4100 Bermuda Hundred Rd	Chester	Chesterfield	23831PHLLP4100B

*Virginia TRI Report – Summary of Data
from 2019 Facility Reports (issued March 2021)*

Appendix I-1

2019 Toxics Release Inventory

Rank	Facility Name	Total On-Site Releases (lbs)	Physical Street Address	Post Office City	Actual Physical County or Independent City	Facility ID
19	Honeywell International Colonial Heights Plant	271,881.00	15801 Woods Edge Rd	Colonial Heights	Chesterfield	23832LLDSGEXIT5
20	Church & Dwight Co Inc	254,447.77	1851 Touchstone Rd	Colonial Heights	Chesterfield	23834LDNCR16101
21	Celanese Acetate LLC - Celco P Lant	253,724.08	3520 Virginia Ave	Narrows	Giles	24124HCHSTR460
22	Eastman Performance Films, LLC - Plant II	242,956.00	4129 The Great Rd	Fieldale	Henry	24089MRTNP RTE68
23	Perdue Farms Accomac Processing Plant	229,294.00	22520 Lankford Hwy	Accomac	Accomack	23301PRDNCROUTE
24	Chesterfield Power Station	194,422.11	500 Coxendale Rd	Chester	Chesterfield	23836CHSTR500CO
25	Aquatic Co	179,004.00	1100 Industrial Park Rd Halifax Industrial Park	South Boston	Halifax	24592PHLP SPOBOX
26	US Marine Corps Base Quantico Range Complex	157,248.64	3250 Catlin Ave	Quantico	Prince William	22134SDDSM3040M

Appendix I-1

2019 Toxics Release Inventory

Rank	Facility Name	Total On-Site Releases (lbs)	Physical Street Address	Post Office City	Actual Physical County or Independent City	Facility ID
27	US Army National Guard Fort Pickett (Ranges)	145,459.30	US Pfo Building 316 Fort Pickett	Blackstone	Nottoway	23824SRMYM316RI
28	Pentagon Reservation	138,514.40	2 N Rotary Rd	Arlington	Arlington	2220WPNTRSNRTAR
29	Mondelez Global LLC	127,453.00	6002 S Laburnum Ave	Richmond	Richmond	23231NBSCB6002S
30	Intertape Polymer Corp	82,077.00	1101 Eagle Springs Rd	Danville	Pittsylvania	24540NTRTPSTATE
31	Kinyo Virginia Inc	78,240.00	290 Enterprise Dr	Newport News	Newport News (City)	23603KNYVR290EN
32	Huntington Ingalls Incorporated	75,425.90	4101 Washington Ave	Newport News	Newport News (City)	23607NWPRT4101W
33	Griffin Pipe Products Co	74,928.70	10 Adams St	Lynchburg	Lynchburg (City)	24505GRFFNADAMS
34	Dynax America Corp	73,528.00	568 E Park Dr	Roanoke	Botetourt	24019DYNXM568EP
35	Georgia-Pacific Wood Products LLC - Brookneal Osb	68,721.25	11795 Brookneal Highway	Gladys	Campbell	24554GRGPCHIGHW
36	US Army Fort AP Hill Garrison (Part)	68,568.12	19952 N Range Rd	Bowling Green	Caroline	22427SRMYF18902
37	New Market Poultry LLC	67,800.00	145 Old East Cross Road	New Market	Shenandoah	2284WNWMRK145LD

Appendix I-1

2019 Toxics Release Inventory

Rank	Facility Name	Total On-Site Releases (lbs)	Physical Street Address	Post Office City	Actual Physical County or Independent City	Facility ID
38	Lhoist NA of Virginia Inc. Kimballton Area 1	67,694.35	2093 Big Stony Creek Rd	Ripplemead	Giles	24150CHMCL2093B
39	Dupont Teijin Films	63,987.99	3600 Discovery Dr	Chester	Chesterfield	23860CMRCSBERMU
40	Virginia Marble Manufacturers Inc.	62,500.00	Corner Of Brunswick & Oak St	Kenbridge	Lunenburg	23944VRGNM CORNE
41	Huber Engineered Woods LLC	60,671.13	1000 Chaney Ln	Crystal Hill	Halifax	24539JMHBRT3HW
42	Wheelabrator Abrasives Inc.	57,526.00	1 Abrasive Ave	Bedford	Bedford	24523WHLBR1ABRA
43	River Pools And Spas	57,305.00	196 Selftown Rd	Warsaw	Richmond	2257WRVRPL196SE
44	VPGC LLC Hinton Facility	55,813.00	6349 Rawley Pike Hwy 33 We	Hinton	Rockingham	22831WMPLRUSRT3
45	Tyson Farms Inc. - Processing Facility	55,020.00	13264 Mountain Rd	Glen Allen	Hanover	20360HLLYF3301U
46	Smithfield Fresh Meats Corp Smithfield, VA Facility	52,195.60	601 N Church St	Smithfield	Isle Of Wight	23430GWLTNHIGHW

Appendix I-1

2019 Toxics Release Inventory

Rank	Facility Name	Total On-Site Releases (lbs)	Physical Street Address	Post Office City	Actual Physical County or Independent City	Facility ID
47	Virginia Marble Manufacturers Inc.	49,720.00	1201 5Th Ave	Kenbridge	Lunenburg	23944VRGNMPOBOX
48	Tyson Farms Inc- Temperanceville	48,287.00	11224 Lankford Hwy	Temperanceville	Accomack	23442HLLYFUSHIG
49	Molson Coors Shenandoah Brewery	47,657.00	5135 S Eastside Hwy	Elkton	Rockingham	22827DLPHCRROUTE
50	Ingevity Virginia Corporation	46,201.02	958 E Riverside St	Covington	Covington (City)	2442WNGVTY958ER
51	Carry-On Trailer Corp	45,350.00	159 Industrial Park Rd	Montross	Westmoreland	22520CRRYN159IN
52	Appalachian Plastics Inc.	43,448.00	34001 Glove Dr	Glade Spring	Washington	24340PPLCHPOBOX
53	Roanoke Cement Co LLC	42,329.40	6071 Catawba Rd	Troutville	Botetourt	24175RNKCM5555C
54	JTI Leaf Services (US) LLC	42,248.00	202 Stinson Drive	Danville	Pittsylvania	2454WJTLFS22STI
55	Strongwell Corp Bristol	42,164.00	400 Commonwealth Ave	Bristol	Bristol (City)	24203MRRSN400CO
56	George's Chicken LLC	40,567.00	19992 Senedo Rd	Edinburg	Shenandoah	22824RCCFRRTE42
57	Norcraft Companies	39,413.00	1 Millrace Dr	Lynchburg	Lynchburg (City)	24502STRMR1MILL

*Virginia TRI Report – Summary of Data
from 2019 Facility Reports (issued March 2021)*

Appendix I-1

2019 Toxics Release Inventory

Rank	Facility Name	Total On-Site Releases (lbs)	Physical Street Address	Post Office City	Actual Physical County or Independent City	Facility ID
58	Kingspan Insulation LLC	39,259.00	200 Kingspan Way	Winchester	Frederick	22601MCFMPROUTE
59	Slocum Adhesives Corporation	37,134.00	1409 Buchanan St	Lynchburg	Lynchburg (City)	24501SLCMC1409B
60	Solenis LLC	36,010.45	27123 Shady Brook Trail	Courtland	Southampton	23851HRCLSROUTE
61	U.S. Navy Norfolk Naval Shipyard	35,145.87	Intersection Of Effingham St & George Washington H	Portsmouth	Portsmouth (City)	23709SDDSNINTER
62	Alliant Techsystems Operations LLC (New River Energetics)	34,324.50	Rt 114 Radford Army Ammunition Plant	Radford	Montgomery	24141NWRVRRTE11
63	Cabinetworks Group - Mount Jackson Plant	32,957.00	1325 Industrial Park Rd	Mount Jackson	Shenandoah	22842MRLLTSTATE
64	Volvo Group North America, LLC	32,145.00	4881 Cougar Trail Road	Dublin	Pulaski	24084VLVGMROUTE
65	Fujifilm Wako Chemicals USA Corp	31,500.00	1600 Bellwood Rd	Richmond	Chesterfield	23237WKCHM1600B
66	MICA Co Of Canada Inc	30,687.00	900 Jefferson Ave	Newport News	Newport News (City)	23607MCCMP900JE

Appendix I-1

2019 Toxics Release Inventory

Rank	Facility Name	Total On-Site Releases (lbs)	Physical Street Address	Post Office City	Actual Physical County or Independent City	Facility ID
67	Bellwood Printing Plant	30,068.00	2001 Reymet Rd	Richmond	Chesterfield	23237BLLWD2001R
68	Wolverine Advanced Materials	30,053.75	3175 State St	Blacksburg	Montgomery	24060WLVRN3175S
69	The Lycra Company LLC	30,018.00	400 Du Pont Blvd	Waynesboro	Augusta	22980DPNTWDUPON
70	Georgia Pacific Wood Products LLC Emporia Plywood	29,255.00	634 Davis St	Emporia	Greensville	23847GRGPCDAVIS
71	Vaughan-Bassett Furniture Co. Galax	27,423.92	300 E Grayson St	Galax	Carroll	24333VGHNBOLDTO
72	Valley Proteins Inc-Winchester Facility	26,893.00	1635 Indian Hollow Rd	Winchester	Frederick	22603VLLYP1444I
73	Axalta Coating Systems USA LLC-Front Royal Plant	26,107.11	7961 Winchester Rd	Front Royal	Warren	22630DPNTFPOBOX
74	LSC Communications / Harrisonburg N	24,552.00	2347 Kratzer Rd	Harrisonburg	Rockingham	22801RRDNN1400K
75	US/Navy Naval Support Activity Northwest Annex Range	24,446.00	1320 Nw Blvd Suite 100	Chesapeake	Chesapeake (City)	23322SNVYN132NW

Appendix I-1

2019 Toxics Release Inventory

Rank	Facility Name	Total On-Site Releases (lbs)	Physical Street Address	Post Office City	Actual Physical County or Independent City	Facility ID
76	Colonna's Shipyard Inc	22,892.00	400 E Indian River Rd	Norfolk	Norfolk (City)	23523CLNNS400EI
77	HAPCO	20,796.69	26252 Hillman Highway	Abingdon	Washington	2421WHPCXX26252
78	Micron Technology Inc.	20,270.00	9600 Godwin Dr	Manassas	Prince William	20110DMNNS9600G
79	Bassett Plant 11	20,014.74	Patriot Centre At Beaver Creek	Martinsville	Henry	24112BSSTTPATRI
80	New Millennium Building Systems	18,186.64	100 Diuguids Lane	Salem	Roanoke	24153JHNWH2535D
81	Anheuser-Busch LLC	16,610.00	7801 Pocahontas Trail	Williamsburg	James City	23185NHSRB7801P
82	Trivium Packaging USA, Inc	16,550.00	5022 Hollins Rd	Roanoke	Roanoke (City)	2401WRDGHM522HL
83	Akzo Nobel Coatings Inc	16,254.00	2837 Roanoke Ave Sw	Roanoke	Roanoke (City)	24015RLNCN2837R
84	Omega Protein Corporation	16,241.00	610 Menhaden Rd	Reedville	Northumberland	22530ZPTHYPOBOX
85	Steelfab Of Virginia Inc.	15,215.74	1510 Reese St	Emporia	Greensville	23847STFBF1510R
86	Ball Advanced Aluminum	15,003.90	56 Dunsmore Rd	Verona	Augusta	24482NMNSLLAURE

Appendix I-1

2019 Toxics Release Inventory

Rank	Facility Name	Total On-Site Releases (lbs)	Physical Street Address	Post Office City	Actual Physical County or Independent City	Facility ID
	Technologies Corp					
87	Cabinetworks Group - Culpeper Plant	14,498.00	641 Maddox Dr	Culpeper	Culpeper	22701WDCBN641MA
88	Valley Proteins Inc. Linville Facility	13,681.00	6230 Kratzer Rd	Linville	Rockingham	22834VLLYP623KR
89	Longwood Elastomers Inc.	13,658.05	655 Fairview Rd	Wytheville	Wythe	24382RQPCR655FA
90	Possum Point Power Station	13,420.17	19000 Possum Point Rd	Dumfries	Prince William	22026PSSMP19000
91	NIBCO of Virginia Inc.	13,168.00	131 Johnson Drive	Stuarts Draft	Augusta	24477NBCNCROUTE
92	O'Sullivan Films Inc.	12,096.90	1944 Valley Ave	Winchester	Winchester (City)	22601SLLVN1944V
93	STIHL Inc.	11,508.00	536 Viking Dr	Virginia Beach	Virginia Beach (City)	23450STHLN536VI
94	Aleris Rolled Products Inc.	11,506.60	1701 Reymet Rd	Richmond	Chesterfield	23237TRNST1801R
95	Merck Sharp & Dohme Corp.	10,849.00	2778 Se Side Hwy	Elkton	Rockingham	22827MRCKCHIGHW
96	Federal Mogul Powertrain LLC.	10,807.63	300 Industrial Park Rd Se	Blacksburg	Montgomery	24060FDRLMRT460
97	Veolia James River Plant	10,327.00	1201 Bellwood Rd	Richmond	Chesterfield	23237DPNTJ1201B

Appendix I-1

2019 Toxics Release Inventory

Rank	Facility Name	Total On-Site Releases (lbs)	Physical Street Address	Post Office City	Actual Physical County or Independent City	Facility ID
98	CPFilms, Inc.	10,011.00	345 Beaver Creek Dr	Martinsville	Henry	24112CMMNW345BE
99	Ennis-Flint Richmond	9,793.00	4400 Vawter Ave	Richmond	Henrico	23222DGLSC4400V
100	Philip Morris USA Commerce Road Site	9,603.00	3601 Commerce Rd	Richmond	Richmond (City)	23234PHLLP3601C
101	Eastman Performance Films, LLC-Axton Facility	9,528.00	47 Brenda Dr	Axton	Henry	24054CMMNWRT58S
102	BAE Systems Norfolk Ship Repair	9,225.92	750 W Berkley Ave	Norfolk	Norfolk (City)	23501NRFLKFOOTO
103	Strongwell Corp Highlands Div.	8,823.60	26770 Newbanks Rd	Abingdon	Washington	24210STRNG26770
104	Wolverine Advanced Materials	8,241.45	201 Industrial Park Rd	Blacksburg	Montgomery	24060WLVRN201IN
105	Joint Base Langley Eustis-Eustis (JBLE-Eustis) Ranges	8,063.10	705 Washington Blvd	Fort Eustis	Newport News (City)	23604SDDSRFORTE
106	Danchem Technologies Inc.	8,013.50	1975 Old Richmond Rd	Danville	Pittsylvania	24540DNRVRSTATE

Appendix I-1***2019 Toxics Release Inventory***

Rank	Facility Name	Total On-Site Releases (lbs)	Physical Street Address	Post Office City	Actual Physical County or Independent City	Facility ID
107	QG Printing II Corp	7,857.27	160 Century Ln Stonewall Ind Us Trial Park	Winchester	Frederick	22603QBCRW16CEN
108	Virginia Transformer Corp	7,641.00	201 Transformer Way	Troutville	Botetourt	2417WVRGNT21TRA
109	Virginia Transformer Corp.	7,500.00	220 Glade View Dr Ne	Roanoke	Roanoke	24012VRGNT220GL
110	Onduline Na	7,404.18	4900 Ondura Dr	Fredericksburg	Spotsylvania	22401NDLNN4900O
111	Fiberglass Engineering Co	6,886.00	5019 Airport Rd	Midland	Fauquier	22728FBRGLWARRE
112	TTM Technologies Na LLC	6,787.00	1200 Severn Way	Dulles	Loudoun	22170TMTNC1200S
113	RPS Composites Virginia, Inc.	6,670.00	211 E 4Th St	Front Royal	Warren	22630SHNND210E4
114	Metl-Span, A Division Of NCI Group, Inc.	6,550.00	6001 Quality Way	Prince George	Prince George	23875MTLSP6001Q
115	Stella Jones Corp-Goshen Facility	6,445.10	9223 Maury River Rd	Goshen	Rockbridge	24439THBRKSTATE
116	Arkema Inc.	6,145.00	601 Tightsqueeze Ind Us Trial Rd	Chatham	Pittsylvania	24531SRTMR601TI

Appendix I-1

2019 Toxics Release Inventory

Rank	Facility Name	Total On-Site Releases (lbs)	Physical Street Address	Post Office City	Actual Physical County or Independent City	Facility ID
117	Solenis LLC	6,079.00	2301 Wilroy Rd	Suffolk	Suffolk (City)	23434LLDCL2301W
118	Evolve Stone LLC	5,997.00	200 Lenoir Drive	Winchester	Frederick	2260WVLVST2LENI
119	American GFM Corp	5,977.00	1200 Cavalier Blvd	Chesapeake	Chesapeake (City)	23323MRCNG1200C
120	South Atlantic Galvanizing LLC	5,754.29	11022 Lewistown Rd	Ashland	Hanover	23005VRGNGSTATE
121	Gordonsville Power Station	5,260.00	819 Hill Rd	Gordonsville	Louisa	22942GRDNS115RE
122	US Navy Yorktown Naval Weapons Station Base Range	5,044.50	160 Main Rd	Yorktown	York	2369WSNVYYRUTE2
123	US Defense Logistics Agency Defense Supply Center Richmond	4,747.00	8000 Jefferson Davis Hwy	Richmond	Chesterfield	23297DFNSG8000J
124	LSC Communications / Lynchburg	4,382.40	4201 Murray Pl	Lynchburg	Lynchburg (City)	24506MRDTH4201M
125	Yokohama Tire Manufacturing Virginia LLC	4,327.10	1500 Indiana St	Salem	Roanoke	24153MHWKR1500I

Appendix I-1

2019 Toxics Release Inventory

Rank	Facility Name	Total On-Site Releases (lbs)	Physical Street Address	Post Office City	Actual Physical County or Independent City	Facility ID
126	Rexnord Industries LLC	4,270.00	150 Johnson Dr	Stuarts Draft	Augusta	24477PTCMPRTS34
127	US Navy Joint Expeditionary Little Creek Range	4,229.62	2600 Tarawa Ct Suite 100	Norfolk	Norfolk (City)	23521SDDSN2600T
128	Valmont-Virginia Galvanizing Inc.	4,013.00	3535 Halifax Rd	Petersburg	Petersburg (City)	23805NDSTR3535H
129	Polynt Composites USA Inc.	4,000.50	920 Tightsqueeze Ind Us Trial Rd	Chatham	Pittsylvania	24531FRMNRPITTS
130	Pilgrim's Pride Corp Broadway Facility	3,960.00	330 Co-Op Dr	Timberville	Rockingham	22853RCKNGCOOPD
131	Steel Dynamics Inc. Roanoke Bar Div.	3,868.36	102 Westside Blvd	Roanoke	Roanoke (City)	24017RNKLC102WE
132	Koppers Inc. (Roanoke)	3,707.70	4020 Koppers Rd	Salem	Roanoke	24153KPPRSRT460
133	UPACO Adhesives Inc.	3,668.00	4105 Castlewood Rd	Richmond	Richmond (City)	23234PCDHS4105C
134	U.S. Navy Fleet Combat Training Center ATL Dam Neck Base	3,567.50	1912 Regulus Ave	Virginia Beach	Virginia Beach (City)	23461SNVYF1912R

Appendix I-1***2019 Toxics Release Inventory***

Rank	Facility Name	Total On-Site Releases (lbs)	Physical Street Address	Post Office City	Actual Physical County or Independent City	Facility ID
135	Sterilization Services Of Virginia	3,557.00	5674 Eastport Blvd	Richmond	Richmond (City)	23231STRLZ5674E
136	LSC Communications / Strasburg	3,526.00	One Shenandoah Valley Dr	Strasburg	Shenandoah	22657SHNNDROUTE
137	General Shale Brick Inc. Plant 35 & 36	3,480.00	2353 Webster Rd	Roanoke	Botetourt	24064GNRLS770WE
138	Davis-Frost Inc.	3,395.00	3416 Candler's Mountain Rd	Lynchburg	Lynchburg (City)	24506DVSPN3420C
139	Eastman Performance Films, LLC- Plant 1	3,349.00	4210 The Great Rd	Fieldale	Henry	24089MRTNPROUTE
140	US Navy Cheatham Annex Base Range	3,333.60	108 Sanda Ave Bldg 270	Williamsburg	York	23185SNVYC18SAN
141	Mar-Bal, Inc.	3,320.00	5400 Reserve Way	Dublin	Pulaski	24084MRBLN5400R
142	Allied Aviation Fueling Co Inc.	3,075.94	Ronald Reagan National Airport	Arlington	Arlington	22202GDNVTRONAL
143	Ampac Fine Chemicals Virginia, LLC	2,709.51	2820 N Normandy Drive	Petersburg	Petersburg (City)	23805LLBRT2999F

Appendix I-1

2019 Toxics Release Inventory

Rank	Facility Name	Total On-Site Releases (lbs)	Physical Street Address	Post Office City	Actual Physical County or Independent City	Facility ID
144	U.S. Army Garrison Fort Lee Va - Ranges	2,403.90	825, 19Th Street, Bldg 6005	Fort Lee	Prince George	23801SRMYC3901A
145	Carpenter Co Richmond Plant	2,309.30	2400 Jefferson Davis Hwy	Richmond	Richmond (City)	23234RCRPN2400J
146	Spruance Genco LLC	2,154.67	5001 Commerce Rd	Richmond	Richmond (City)	23234CGNTR5001C
147	Citgo Fairfax Terminal	2,131.20	9600 Colonial Ave	Fairfax	Fairfax (City)	2203WCTGFR96CLN
148	Menzies Aviation Fueling Operations Wash Dulles International	1,873.63	Tank Farm Rd Building 2	Sterling	Loudoun	20166RBPXXBUILD
149	Chemsolv Inc.	1,869.00	1140 Industry Ave Se	Roanoke	Roanoke (City)	24013CHMSL1140I
150	Evonik Industries	1,763.43	914 E Randolph Rd	Hopewell	Hopewell (City)	23860GLDSC914ER
151	Howmet Castings & Services Inc.	1,578.00	One Howmet Dr	Hampton	Hampton (City)	23661HWMTCONNEHO
152	Cameron Chemical Inc.	1,515.00	830 Old Dill Rd.	Suffolk	Suffolk (City)	2343WCMRNC83LDD
153	US Penitentiary Lee	1,483.44	Lee County Ind Us Trial Park Hickory Flats Rd	Pennington Gap	Lee	24277SPNTNLEECI

Appendix I-1

2019 Toxics Release Inventory

Rank	Facility Name	Total On-Site Releases (lbs)	Physical Street Address	Post Office City	Actual Physical County or Independent City	Facility ID
154	US Navy Naval Station Norfolk Range	1,333.36	1530 Gilbert St	Norfolk	Norfolk (City)	23511NVLBS1530G
155	DRIV	1,330.30	3160 Abbott Ln	Harrisonburg	Harrisonburg (City)	22801WLKRM3160A
156	RTI Martinsville Inc.	1,136.00	101 Rti Way	Martinsville	Henry	2411WRTMRT11RTI
157	AZZ Galvanizing-Bristol	1,044.45	14781 Industrial Park Rd	Bristol	Washington	24201VSBRS795IN
158	Canon Virginia Inc.	1,028.00	12000 Canon Blvd	Newport News	Newport News (City)	23606CNNVR12000
159	Virginia Concrete Shirlington Plant	1,024.07	2651 Shirlington Rd	Arlington	Arlington	22206VRGNC2651S
160	Virginia Concrete Dulles Plant	1,002.78	44866 Old Ox Rd	Sterling	Loudoun	22170VRGNC44866
161	Kinder Morgan Transmix Company, LLC	1,002.34	3302 Deepwater Terminal Rd	Richmond	Richmond (City)	23234PRMRY3302D
162	Reco Biodiesel, LLC	1,000.00	710 Hospital St	Richmond	Richmond (City)	2321WRCBDS71HSP
163	Custom Truck One Source	961.00	12660 E Lynchburg Salem Tpke	Forest	Bedford	2455WCSTMT1266E

Appendix I-1

2019 Toxics Release Inventory

Rank	Facility Name	Total On-Site Releases (lbs)	Physical Street Address	Post Office City	Actual Physical County or Independent City	Facility ID
164	U.S. Amines (Portsmouth) LLC	931.00	3230 W Norfolk Rd	Portsmouth	Portsmouth (City)	23703CLNSC3230E
165	Birchwood Power Facility	912.82	10900 Birchwood Dr	King George	King George	22547BRCHW10900
166	US Navy Defense Fuel Support Point Craney Island	889.17	4501 Cedar Ln Bldg 288	Portsmouth	Portsmouth (City)	23703CRNYS4501C
167	Pine Products Inc.	865.00	315 Carver Rd	Martinsville	Henry	24112PNPRD315CA
168	U.S. Navy Naval Air Station Oceana Range	831.50	1750 Tomcat Blvd	Virginia Beach	Virginia Beach (City)	23460SNVLROCEAN
169	Hutchinson Sealing Systems Inc.	768.00	1150 S Third St	Wytheville	Wythe	24382KNGST1150S
170	Boar's Head Provisions Co Inc.-Jarratt	750.00	2230 Wyatts Mill Rd	Jarratt	Greensville	23867BRSHD2230W
171	Manassas Broad Run Ready Mix Concrete	746.02	9321 Developers Drive	Manassas	Prince William	2010WMNSSS9321D
172	U.S. NASA GSFC Wallops Flight Facility	691.43	34200 Fulton Street	Wallops Island	Accomack	23337SNSGDWALLO

Appendix I-1

2019 Toxics Release Inventory

Rank	Facility Name	Total On-Site Releases (lbs)	Physical Street Address	Post Office City	Actual Physical County or Independent City	Facility ID
173	Chaparral (Va) Inc	642.03	25801 Hofheimer Way	Petersburg	Dinwiddie	23803CHPRR25801
174	Virginia Concrete Edsall Road Plant	522.65	5412 Industrial Dr	Springfield	Fairfax	22151VRGNC6995E
175	Virginia Concrete Spotsylvania Plant	519.49	6110 Smith Station Road	Fredericksburg	Spotsylvania	2240WVRGNC611SM
176	Dominion Chemical Co Inc	510.00	2050 Puddledock Rd	Petersburg	Petersburg (City)	23803DMNNC2050P
177	Airgas Specialty Products Inc., Suffolk, Va	500.00	105 Dill Rd	Suffolk	Suffolk (City)	2343WRGSSP15DIL
178	Arkema Inc Franklin Plant	500.00	27047 Shady Brook Trail	Courtland	Southampton	2383WRKMNC2747S
179	US Navy Joint Expeditionary Fort Story Range	498.90	300 Atlantic Avenue	Virginia Beach	Virginia Beach (City)	2345WSNVYJ3GUAD
180	Morgan Lumber Company, Inc.	484.50	628 Jeb Stuart Highway	Red Oak	Charlotte	2396WMRGNL628JE
181	Accutec Blades, Inc.	482.00	57 Razor Blade Ln	Verona	Augusta	24482MRCNSRAZOR

Appendix I-1

2019 Toxics Release Inventory

Rank	Facility Name	Total On-Site Releases (lbs)	Physical Street Address	Post Office City	Actual Physical County or Independent City	Facility ID
182	Virginia Concrete Falls Church Plant	467.04	7103 Gordon Rd	Falls Church	Falls Church (City)	22043VRGNC7103G
183	Parker Hannifin Integrated Seals Div	455.00	3700 Mayflower Dr	Lynchburg	Lynchburg (City)	24501WYNNS3700M
184	Trident Americas	445.00	833 Liberty Way	Chester	Chesterfield	23836KTNGR833LI
185	Pre Con Inc	425.37	220 S Perry St	Petersburg	Petersburg (City)	23803PRCNN220SP
186	Tecton Products LLC	424.00	5415 Corporate Cir	Salem	Roanoke	24153TCTNP5415C
187	Virginia Concrete Cochran Mill	400.17	42574 Cochran Mill Rd	Leesburg	Loudoun	2017WVRGNC42574
188	US Army National Guard CTC Camp Pendleton (Ranges)	390.80	203 Red Horse Drive	Virginia Beach	Virginia Beach (City)	2345WCTCCM23RED
189	The Goodyear Tire & Rubber Co.	379.62	1901 Goodyear Blvd	Danville	Danville (City)	24541THGDY1435G
190	O-N Minerals (Chemstone) Winchester Lime Plant	317.24	508 Quarry Ln	Clear Brook	Frederick	22624GLBLSONEQU

Appendix I-1

2019 Toxics Release Inventory

Rank	Facility Name	Total On-Site Releases (lbs)	Physical Street Address	Post Office City	Actual Physical County or Independent City	Facility ID
191	Redland Brick Inc- Lawrenceville Plant	313.29	16024 Governor Harrison Pkwy	Lawrenceville	Brunswick	23868BRCKTHWY58
192	Virginia Concrete Co Inc-Chantilly	303.83	25086 Tanner Ln	Chantilly	Loudoun	2015WVRGNC2586T
193	Mehler Engineered Products	295.30	175 Mehler Ln	Martinsville	Henry	24112MHLRN175ME
194	Owens-Brockway Glass Container Inc Plant 26	294.01	150 Industrial Blvd	Toano	James City	23168WNSLL150IN
195	Bear Garden Generating Station	287.00	2608 C.G. Woodson Road	New Canton	Buckingham	2312WBRGRD268CG
196	Degesch America Inc	280.96	153 Triangle Dr	Weyers Cave	Augusta	24486DGSCH275TR
197	Southern Graphic Systems LLC	263.00	5301 Lewis Rd	Sandston	Henrico	23150STHRN531LE
198	Bleachtech LLC	255.50	2020 Bessemer Rd	Petersburg	Petersburg (City)	23805BLCHT22BES
199	Newington Concrete Plant	250.45	8413 Terminal Rd	Lorton	Fairfax	22122NWNGT8413T
200	SICPA Securink Corp	250.00	8000 Research Way	Springfield	Fairfax	22153SCPVR8000R

Appendix I-1

2019 Toxics Release Inventory

Rank	Facility Name	Total On-Site Releases (lbs)	Physical Street Address	Post Office City	Actual Physical County or Independent City	Facility ID
201	MXI Environmental Services, LLC	250.00	26319 Old Trail Rd (St Rte 679)	Abingdon	Washington	2421WMXNVR26319
202	Superior Carriers Inc	250.00	4625 Lee Hwy	Marion	Smyth	2435WSPRFL4625L
203	Owens-Brockway Glass Container Inc Plant 29	243.30	29 Glassblower Ln	Ringgold	Pittsylvania	24586WNSBRSTATE
204	TCS Materials Richmond Plant	235.41	2100 Deepwater Terminal Road	Richmond	Richmond (City)	2322WTCSMT21DEE
205	Virginia Concrete Gainesville Plant	229.58	7300 Rail Line Ct	Gainesville	Prince William	2015WVRGNC73RAI
206	IR Engraving LLC	222.00	5901 Lewis Rd	Sandston	Henrico	23150RNTRN5901L
207	ABB Enterprise Software Inc	174.00	2135 Philpott Rd	South Boston	Halifax	24592WSTNGHIGHW
208	US Navy NWSY Defense Fuel Supply Point Yorktown	104.26	Fuel Farm Rd	Yorktown	York	23690SNVYDYRKWTW
209	Samuel Son & Company (USA) Inc.	98.00	58 Samuel Way	Lebanon	Russell	2426WSTLFB58SAM

Appendix I-1

2019 Toxics Release Inventory

Rank	Facility Name	Total On-Site Releases (lbs)	Physical Street Address	Post Office City	Actual Physical County or Independent City	Facility ID
210	Hoover Treated Wood Products, Inc	88.75	18315 House Dr	Milford	Caroline	22514HVRTRCAROL
211	Commonwealth Galvanizing	82.92	10988 Leadbetter Rd	Ashland	Hanover	2300WCMMNW1988L
212	Us Gypsum Co	76.44	1424 S Main St	Norfolk	Norfolk (City)	23523NTDST1001B
213	U.S. Dod, USAF, Joint Base Langley Eustis - Langley AFB	76.00	633 Ces/Ceie 37 Sweeney Blvd	Langley Afb	Hampton (City)	23665SRFRC1CESC
214	TMS International, LLC	70.15	25805 Hofheimer Way	Petersburg	Dinwiddie	23803MSDVT2585H
215	Cox Wood Of Virginia	63.00	2960 Cox Rd	Blackstone	Nottoway	23824TYLRRHIGHW
216	Electroplate-Rite Corp	58.00	5529 Lee Hwy	Dublin	Pulaski	24084LCTRPUSRTE
217	AFETA Camp Peary	56.00	1100 Executive Drive	Williamsburg	York	2318WFTCMP11EXE
218	City Point Energy Center	50.24	912 E Randolph Rd	Hopewell	Hopewell (City)	23860JMSRV912ER
219	Modine Manufacturing Co	45.75	1221 Magnolia Ave	Buena Vista	Rockbridge	24416MDNMN1221M
220	Graham-White Manufacturing Co.	44.36	1242 Colorado St	Salem	Roanoke	24153GRHMW1242C

*Virginia TRI Report – Summary of Data
from 2019 Facility Reports (issued March 2021)*

Appendix I-1***2019 Toxics Release Inventory***

Rank	Facility Name	Total On-Site Releases (lbs)	Physical Street Address	Post Office City	Actual Physical County or Independent City	Facility ID
221	Daikin Applied	43.08	207 Laurel Hill Rd	Verona	Augusta	24482SNYDRRT612
222	Oldcastle Precast Inc	41.40	5115 Massaponax Church Rd	Fredericksburg	Spotsylvania	22407RTNDP5115M
223	Stella-Jones Corp	38.00	15939 History Land Hwy	Warsaw	Richmond	22572WDPRSROUTE
224	Atlantic Pole & Piling - Newsoms	30.00	21366 General Thomas Hwy	Newsoms	Southampton	23874TLNTECRTE67
225	Concrete Pipe & Precast LLC- Hanover Pipe Plant	28.88	10350 Design Rd	Ashland	Hanover	2300WMRCST135DE
226	Kyanite Mining Corp Mullite Plant	28.40	5836 Buffalo Road	Dillwyn	Buckingham	23936KYNTMRTE15
227	Arbortech Forest Products, Inc.	27.80	500 Dearing Avenue	Blackstone	Nottoway	2382WRBRTC5DEAR
228	Superior Concrete Materials Inc. - Dulles	26.58	44146 Wade Dr	Chantilly	Loudoun	2015WSPRRC44146
229	Utility Trailer Manufacturing Co	25.00	124 Mountain Empire Rd	Atkins	Smyth	24311TLTYTSTATE
230	American Buildings	24.26	501 Golden Eagle Dr	La Crosse	Mecklenburg	23950MRCNB51GLD

*Virginia TRI Report – Summary of Data
from 2019 Facility Reports (issued March 2021)*

Appendix I-1

2019 Toxics Release Inventory

Rank	Facility Name	Total On-Site Releases (lbs)	Physical Street Address	Post Office City	Actual Physical County or Independent City	Facility ID
	Company-La Crosse					
231	Howell Metal Co	22.00	574 Depot Rd	New Market	Shenandoah	22844HWLLM574DE
232	Madison Wood Preservers Inc.	21.00	216 Oak Park Rd	Madison	Madison	22727MDSNWSTARR
233	Agc Flat Glass Na Abingdon Plant	20.00	18370 Oak Park Dr	Abingdon	Washington	24210FGCTN1837A
234	American Phoenix Inc	20.00	121 Martha St	Danville	Danville (City)	2454WMRCNP121MA
235	Bingham & Taylor	19.89	601 Nalle Pl	Culpeper	Culpeper	2270WBNGHM61NAL
236	Associated Asphalt Roanoke, LLC	17.19	2677 Roanoke Ave SW	Roanoke	Roanoke (City)	24015SSCTD2677R
237	Utility Trailer Manufacturing Co	17.00	13160 Monroe Rd	Glade Spring	Washington	2434WTLTYT1316M
238	Blue Ridge Fiberboard	17.00	250 Celotex Dr	Danville	Pittsylvania	24543WDFBRMASON
239	Associated Asphalt Bristol, LLC	15.68	10 Spurgeon Lane	Bristol	Bristol (City)	2420WSSCTD1SPUR
240	Us Coast Guard Base Portsmouth	13.62	4000 Coast Guard Blvd	Portsmouth	Portsmouth (City)	23701SDTSC4000C

Appendix I-1

2019 Toxics Release Inventory

Rank	Facility Name	Total On-Site Releases (lbs)	Physical Street Address	Post Office City	Actual Physical County or Independent City	Facility ID
241	Metalsa Roanoke Inc.	11.72	184 Vista Dr	Roanoke	Botetourt	24019TWRTM184VI
242	Cargill Meat Solutions Inc	11.00	135 Huffman Dr	Dayton	Rockingham	22821RCCTRROUTE
243	Heritage-Crystal Clean LLC - Richmond Recycling Center	10.00	2353 Lanier Rd	Rockville	Goochland	2314WHRTGC2353L
244	Sun Chemical Corp	10.00	16000 Continental Blvd	Colonial Heights	Colonial Heights (City)	23834SNCHM16000
245	Tempur Production USA Inc	10.00	203 Tempurpedic Dr	Duffield	Scott	24244TMPRP4700B
246	Voestalpine High Performance Metals - South Boston Plant	10.00	2306 Eastover Dr	South Boston	Halifax	24592CKCMPSTATE
247	Murphy-Brown LLC Waverly Feed Mill	7.29	27404 Cabin Point Rd	Waverly	Sussex	23890MRPHY27404
248	Superior Concrete Materials Inc. - Lorton	6.14	8420 Terminal Rd	Lorton	Fairfax	2207WSPRRC842TE

Appendix I-1

2019 Toxics Release Inventory

Rank	Facility Name	Total On-Site Releases (lbs)	Physical Street Address	Post Office City	Actual Physical County or Independent City	Facility ID
249	Everbrite LLC	5.75	627 E 30Th St	Buena Vista	Buena Vista (City)	24416VRBRT627EA
250	U.S. DOJ FBI Training Academy	5.60	Mcb-4 Building 15-Fmu	Quantico	Stafford	22135SDJFBMCB4B
251	Trelleborg Marine Systems USA, Inc.	5.00	532 Jack Enders Blvd	Berryville	Clarke	2261WTRLLB532JA
252	Fisher Scientific International MTN Diagnostics Plant	5.00	8365 Valley Pike	Middletown	Frederick	22645FSHRD8365V
253	Shamrock Foods Dairy Div Verona Virginia	5.00	318 Mill Pl Pkwy	Verona	Augusta	2448WSHMRC318MI
254	Associated Asphalt Hopewell LLC	4.61	410 Water St	Hopewell	Hopewell (City)	2386WSSCTD41WAT
255	US Army Garrison Fort Belvoir	4.20	9430 Jackson Loop	Fort Belvoir	Fairfax	2206WSRMYP943JA
256	Medeco Security Locks Inc	4.01	3625 Allegheny Dr	Salem	Roanoke	24153MDCSCUS11A
257	Safety-Kleen Systems Chester (Cva)	4.00	1200 W 100 Rd	Chester	Chesterfield	23831SFTYK1200W

Appendix I-1***2019 Toxics Release Inventory***

Rank	Facility Name	Total On-Site Releases (lbs)	Physical Street Address	Post Office City	Actual Physical County or Independent City	Facility ID
258	Safety-Kleen Systems Vinton (Roa)	4.00	16090 Stewartsville Rd	Vinton	Roanoke	24179SFTYKRTE24
259	Ge Drives & Controls	3.20	1501 Roanoke Blvd	Salem	Salem (City)	24153DRVSY1501R
260	Us Dhs Mt Weather Eoc	3.00	19844 Blue Ridge Mountain Rd	Bluemont	Loudoun	20135SDHSM19844
261	Safety-Kleen Systems Manassas (Man)	3.00	11520 Balls Ford Rd	Manassas	Prince William	22110SFTYK11520
262	Altec Industries, Inc.	3.00	325 South Center Drive	Daleville	Botetourt	2408WLTCND325SU
263	Boxley Materials Company Roanoke Ready Mix Plant	2.01	3830 Blue Ridge Dr Sw	Roanoke	Roanoke (City)	24019BXLYC383BL
264	Weidmuller	4.00	821 Southlake Blvd	Richmond	Chesterfield	2323WWDMLL821SU
265	Pallet One Of Virginia	1.80	820 Boyd St	Chase City	Mecklenburg	2392WPLLTN82BYD
266	W&W-Afco Steel LLC	1.55	15083 Industrial Park Rd	Bristol	Washington	24202CRLNS1583I
267	Chantilly Ready Mix Concrete	1.46	25232 Willard Road	Chantilly	Loudoun	2015WCHNTL25232

Appendix I-1

2019 Toxics Release Inventory

Rank	Facility Name	Total On-Site Releases (lbs)	Physical Street Address	Post Office City	Actual Physical County or Independent City	Facility ID
268	Bkep Materials, LLC -- Newport News Va	1.10	801 Terminal Ave	Newport News	Newport News (City)	23607KCHPT801TE
269	Branscome-Hampton	1.04	1922 W Pembroke Ave	Hampton	Hampton (City)	23661BRNSC1922W
270	Branscome Inc-Norfolk Westminster	1.00	3425 Westminster Ave	Norfolk	Norfolk (City)	23504BRNSC3425W
271	Virginia Paving Alexandria Plant	1.00	5601 Courtney Avenue	Alexandria	Alexandria (City)	2230WTHLNC561CU
272	Kik (Virginia) LLC	1.00	27 Mill Ln	Salem	Roanoke	24153THDLC27MIL
273	Trex - Virginia Manufacturing Operations	0.90	3229 Shawnee Drive	Winchester	Frederick	2260WTRXWN3229S
274	Intelligent Platforms, LLC	0.90	2500 Austin Drive	Charlottesville	Albemarle	22901GFNCTUS29N
275	Branscome-Lee Hall	0.86	9393 Merrimac Trail	Williamsburg	James City	23185BRNSC9393M
276	Virginia Mirror Co Inc	0.56	300 S Moss St	Martinsville	Henry	24112VRGNM300MO
277	Metal Casting Co	0.53	15331 Industrial Park Road	Bristol	Washington	2420WMTLCS15331
278	ST Tissue LLC	0.50	34050 Union Camp Dr	Franklin	Isle Of Wight	2385WSTTSS345UN
279	Taylor & Boody Inc.	0.50	8 Hewitt Rd	Staunton	Augusta	24401TYLRB8HEWE

Appendix I-1

2019 Toxics Release Inventory

Rank	Facility Name	Total On-Site Releases (lbs)	Physical Street Address	Post Office City	Actual Physical County or Independent City	Facility ID
280	Amsted Rail Co Inc	0.48	2580 Frontage Rd	Petersburg	Petersburg (City)	23804BRNCNPETER
281	Cooper Steel	0.45	275 Francis Ave	Monroe	Amherst	24574LYNCHRT29N
282	Greystone Of Virginia Inc	0.33	7992 Richmond Rd	Toano	James City	23168GRYST7992R
283	Sonoco Richmond	0.30	1850 Commerce Rd	Richmond	Richmond	23224SNCPR1850C
284	Westrock / Seven Hills LLC	0.27	1801 Concord Turnpike	Lynchburg	Lynchburg (City)	24505MDPPR1801C
285	Northrop Grumman Systems Corporation	0.25	1070 Seminole Trail	Charlottesville	Albemarle	22906SPRRY1070S
286	Argos Ready Mix Bryan Park Concrete Plant	0.24	4607 Racrete Rd	Richmond	Henrico	23230RDYMX457RA
287	Concrete Pipe & Precast LLC-Ashland Precast Plant	0.19	11352 Virginia Precast Rd	Ashland	Hanover	2300WSSRCM312MI
288	Brantner & Associates Inc, Db a Te Connectivity Mog	0.16	751 Old Brandy Rd	Culpeper	Culpeper	22701THRCH751OL

Appendix I-1

2019 Toxics Release Inventory

Rank	Facility Name	Total On-Site Releases (lbs)	Physical Street Address	Post Office City	Actual Physical County or Independent City	Facility ID
289	US Cbp Canine Training Facility Firing Range #Va0040	0.15	828 Harmony Hollow Rd	Front Royal	Warren	22630SCSTM828HA
290	Concrete Pipe & Precast LLC Chesapeake Plant	0.12	3801 Cook Blvd	Chesapeake	Chesapeake (City)	23323HNSNP381CK
291	Yorktown Power Station	0.11	1600 Waterview Rd	Yorktown	York	23692YRKTW1600W
292	Oldcastle Apg Mid-Atlantic Milford, Va	0.10	16326 Ind Us Trial Dr	Milford	Caroline	22514MRCNS16326
293	Pre Con, Inc.	0.07	321 Brown St	Petersburg	Petersburg (City)	2380WPRCNN321BR
294	Titan Virginia Ready-Mix LLC-Springfield Plant	0.04	6600 Electronic Dr	Springfield	Fairfax	22151STHRN6600E
295	Titan Virginia Ready-Mix LLC-Centreville Plant	0.04	15718 Lee Highway	Centreville	Fairfax	2202WTTNVR15718
296	US Army Joint Base Myer-Henderson Hall Garrison Ops (Part)	0.03	204 Lee Ave	Fort Myer	Arlington	2221WSRMJYJ24LEE

Appendix I-1

2019 Toxics Release Inventory

Rank	Facility Name	Total On-Site Releases (lbs)	Physical Street Address	Post Office City	Actual Physical County or Independent City	Facility ID
297	Kaiser Aluminum Fabricated Products LLC	0.03	1901 Reymet Rd	Richmond	Chesterfield	23237RYNLD1901R
298	Superior Concrete Inc-Harrisonburg	0.03	1526 County Club Rd	Harrisonburg	Rockingham	2280WSPRRC1526C
299	Titan Virginia Ready-Mix LLC-Leesburg Plant	0.03	42105 Cochran Mill Rd	Leesburg	Loudoun	2017WTTNVR4215C
300	Mechanicsville Concrete LLC-Chesterfield Plant	0.03	3501 Warbro Rd	Midlothian	Chesterfield	2311WMCHNC351WA
301	Mechanicsville Concrete LLC-Airport Plant (Oakleys Lane)	0.03	4481 Oakleys Ln	Henrico	Henrico	2322WMCHNC4481A
302	Virginia Concrete Dumfries Plant	0.03	217 Canal Rd	Dumfries	Prince William	2202WVRGNC217CA
303	Titan Virginia Ready-Mix LLC-Sterling Plant	0.03	22963 Concrete Plaza	Sterling	Loudoun	2016WTTNVR22963

Appendix I-1

2019 Toxics Release Inventory

Rank	Facility Name	Total On-Site Releases (lbs)	Physical Street Address	Post Office City	Actual Physical County or Independent City	Facility ID
304	TCS Materials Hampton 58Th St. Ready-Mix	0.02	2510 58Th St	Hampton	Hampton (City)	2366WTCSMT25158
305	TCS Materials Chester Plant	0.02	12020 Old Stage Road	Chester	Chesterfield	2383WTCSMT122LD
306	Virginia Concrete Woodbridge Plant	0.02	936 Annapolis Way	Woodbridge	Prince William	2219WVRGNC936AN
307	Titan Virginia Ready-Mix LLC-Campostella Plant	0.02	2125 Kimball Terrace	Norfolk	Norfolk (City)	2350WTTNVR2125K
308	Titan Virginia Ready-Mix LLC-Oceana Plant	0.02	160 Oceana Blvd.	Virginia Beach	Virginia Beach (City)	2345WTTNVR16CEA
309	Virginia Concrete - Stephens City	0.02	339 Estep Road	Stephens City	Frederick	2265WSTPHN339ES
310	TCS Materials New Kent Ready-Mix	0.02	7480 Ready Mix Dr	West Point	New Kent	2318WNWKNT748RE
311	TCS Materials Newport News	0.02	700 Shields Rd	Newport News	Newport News (City)	2318WTCSMT7SHIE

Appendix I-1

2019 Toxics Release Inventory

Rank	Facility Name	Total On-Site Releases (lbs)	Physical Street Address	Post Office City	Actual Physical County or Independent City	Facility ID
312	Titan Virginia Ready-Mix LLC-Stafford Plant	0.02	48 Powell Ln	Falmouth	Stafford	2240WTTNVR48PWE
313	Titan Virginia Ready-Mix LLC-Port Norfolk Plant	0.02	101 Chautauqua Ave	Portsmouth	Portsmouth (City)	2370WTTNVR11CHA
314	Titan Virginia Ready-Mix LLC-Clear Brook Plant	0.01	1383 Brucetown Rd	Clear Brook	Frederick	2262WTTNVR1383B
315	Titan Virginia Ready-Mix LLC-Dumfries Plant	0.01	3454 Canal Rd	Dumfries	Prince William	2202WTTNVR3454C
316	Falmouth Ready Mix Concrete	0.01	301 Warrenton Road	Falmouth	Stafford	2240WFLMTH31WAR
317	James Hardie Building Products Pulaski	0.01	1000 James Hardie Way	Pulaski	Pulaski	24301JHBPP1JAME
318	Oldcastle Apg Mid-Atlantic Richmond, Va	0.01	1231 Willis Rd	Richmond	Chesterfield	2323WLDCST1231W
319	TCS Materials Gloucester Ready-Mix	0.01	5248 George Washington Memorial Hwy	Gloucester	Gloucester	2306WTCSMT5248G

Appendix I-1***2019 Toxics Release Inventory***

Rank	Facility Name	Total On-Site Releases (lbs)	Physical Street Address	Post Office City	Actual Physical County or Independent City	Facility ID
320	Mechanicsville Concrete LLC	0.00	4608 Racrete Rd	Richmond	Henrico	2323WMCHNC468RA
321	APG Mid-Atlantic - Winchester	0.00	396 Tyson Drive	Winchester	Frederick	2260WPGMDT396TY
322	Quarles Petroleum Inc. Manassas Bulk Plant	0.00	8001 Wellingford Dr	Manassas	Prince William	20109QRLSP8001W
323	Chemetrics Inc	0.00	4295 Catlett Rd	Midland	Fauquier	20138CHMTR4295C
324	GEA Systems DbA LLC (DbA LLC Dowty Propellers)	0.00	114 Powers Ct	Sterling	Loudoun	20166SMTHS114PW
325	Electronic Instrumentation & Technology LLC	0.00	309 Kellys Ford Plz Se	Leesburg	Loudoun	2017WLCTRN39KEL
326	US DOD, Warrenton Training Center Station B Range	0.00	7471 Bear Wallow Road	Warrenton	Fauquier	2018WSDDSR7471B
327	US DOD, Warrenton Training Center Station A Range	0.00	8094 Shipmadilly Ln	Warrenton	Fauquier	2018WSDDWR894SH

Appendix I-1

2019 Toxics Release Inventory

Rank	Facility Name	Total On-Site Releases (lbs)	Physical Street Address	Post Office City	Actual Physical County or Independent City	Facility ID
328	Bush Center For Intelligence (CIA)	0.00	1000 Colonial Farm Rd	Mc Lean	Fairfax	2210WCHDQRRUTES
329	Bren Mar	0.00	6315 Bren Mar Dr	Alexandria	Fairfax	2231WBRNMR6315B
330	Colonial Circuits Inc.	0.00	1026 Warrenton Rd	Fredericksburg	Stafford	22405CLNLC1026W
331	Mapei Corp	0.00	300 Nelms Cir	Fredericksburg	Stafford	22406MPCRP3NELM
332	Ruffin Creek Properties LLC	0.00	10229 Tidewater Trail	Fredericksburg	Spotsylvania	22408RFFNC10229
333	CMC Rebar	0.00	9434 Crossroads Pkwy	Fredericksburg	Spotsylvania	22408SMRBR9434C
334	CMC Rebar Va King George	0.00	10924 Dennis W Kerns Pkwy	King George	King George	2248WCMCRB1924D
335	JCI Jones Chemicals Inc.	0.00	16248 Industrial Dr	Milford	Caroline	22514JNSCHRT640
336	QPI Warsaw Bulk Plant	0.00	11549 Historyland Hwy	Warsaw	Richmond	2257WQPWRS11549
337	Ladysmith Combustion Turbine Station	0.00	8063 Cedon Rd	Woodford	Caroline	22580LDYSM863CE
338	Quarles Petroleum Inc. Winchester Bulk Plant	0.00	779 Smithfield Ave	Winchester	Frederick	22601QRLSP779SM

Appendix I-1

2019 Toxics Release Inventory

Rank	Facility Name	Total On-Site Releases (lbs)	Physical Street Address	Post Office City	Actual Physical County or Independent City	Facility ID
339	HP Hood LLC	0.00	160 Hood Way	Winchester	Frederick	22602HPHDX160HO
340	Quarles Petroleum Inc. Front Royal Bulk Plant	0.00	195 Commerce Ave	Front Royal	Warren	22630QRLSP195CO
341	Toray Plastics (America) Inc	0.00	500 Toray Dr	Front Royal	Warren	22630TRYPL500TO
342	Culpeper Wood Preservers	0.00	15487 Braggs Corner Rd	Culpeper	Culpeper	22701CLPPRRROUTE
343	Quarles Petroleum Inc. Culpeper Bulk Plant	0.00	15427 Brandy Rd	Culpeper	Culpeper	22701QRLSP15427
344	Ardent Mills, LLC	0.00	1900 Industry Dr	Culpeper	Culpeper	2270WRDNTM19IND
345	Old Dominion Electric Co-Op Marsh Run Generation Facility	0.00	12109 Lucky Hill Rd	Remington	Fauquier	22734LDDMN1219L
346	Remington Power Station	0.00	12025 Lucky Hill Road	Remington	Fauquier	2273WDMNNR1225L
347	US DOD, Warrenton Training Center Station C Range	0.00	7248 Sumerduck Rd	Remington	Fauquier	2273WSDDSR7248S

Appendix I-1***2019 Toxics Release Inventory***

Rank	Facility Name	Total On-Site Releases (lbs)	Physical Street Address	Post Office City	Actual Physical County or Independent City	Facility ID
348	Gilmer Industries Inc	0.00	560 Stone Spring Rd	Harrisonburg	Harrisonburg (City)	22801GLMRN560ST
349	George's Foods, LLC. Processing Plant	0.00	501 N Liberty St	Harrisonburg	Rockingham	22801HLLYF501NO
350	Quarles Petroleum Inc Harrisonburg Bulk Plant	0.00	1006 W Market St	Harrisonburg	Harrisonburg (City)	22801QRLSP1006W
351	George's Foods LLC Feed Mill	0.00	61 Kratzer Rd	Harrisonburg	Harrisonburg (City)	22801RCCFDPOBOX
352	Pilgrim's Pride Corp Harrisonburg Feedmill	0.00	590 Mt Clinton Pike	Harrisonburg	Harrisonburg (City)	22801WMPLR590MT
353	Cargill Turkey Production LLC	0.00	1 Kratzer Ave	Harrisonburg	Harrisonburg (City)	22802RCCFR1KRAT
354	Kerry Inc.	0.00	1711 N Liberty St	Harrisonburg	Harrisonburg (City)	2280WKRRYN1711N
355	VPGC LLC Broadway Feedmil	0.00	410 S Main St	Broadway	Rockingham	22815WMPLRRTE42
356	WWF Operating Co	0.00	6364 S Valley Pike	Mount Crawford	Rockingham	22841SHNND6364S
357	Georges Family Farms, LLC Mt Jackson Feed Mill	0.00	560 Caverns Rd	Mount Jackson	Shenandoah	22844HLLYFSTATE

Appendix I-1

2019 Toxics Release Inventory

Rank	Facility Name	Total On-Site Releases (lbs)	Physical Street Address	Post Office City	Actual Physical County or Independent City	Facility ID
358	S.L. Williamson Co. Inc. Shop	0.00	1230 River Road	Charlottesville	Albemarle	2290WSLWLL123RI
359	International Cold Storage	0.00	5678 Heards Mountain Rd	Covesville	Albemarle	22931INTRNTRROUTE
360	Old Dominion Electric Co-Op Louisa Generation Facility	0.00	3352 Klockner Rd	Gordonsville	Louisa	22942LDDMN3352K
361	Amelia Lumber Co Inc	0.00	8680 Crowder St	Amelia Court House	Amelia	23002MLLMB16951
362	Chemtreat Inc	0.00	10040 Lickinghole Rd	Ashland	Hanover	23005CHMTR500LI
363	Tyson Farms Inc - Feed Mill	0.00	1938 Patrick Henry Hwy	Jetersville	Nottoway	23083HLLYFUSHWY
364	Eaton Corporation - Williamsburg Manufacturing	0.00	149 Warwick Court	Williamsburg	York	2318WTNCRP149WA
365	Johns Manville Corp Hamilton Plant	0.00	7400 Ranco Rd	Richmond	Henrico	23228MNVLL7400R
366	Super Radiator Coils	0.00	451 Southlake Blvd	Richmond	Chesterfield	23236SPRRD451SO
367	Industrial Chemicals Inc	0.00	2540 Bellwood Rd	Richmond	Chesterfield	23237NDLCH2540B

Appendix I-1

2019 Toxics Release Inventory

Rank	Facility Name	Total On-Site Releases (lbs)	Physical Street Address	Post Office City	Actual Physical County or Independent City	Facility ID
368	Mitsubishi Chemical Composites America	0.00	401 Volvo Pkwy	Chesapeake	Chesapeake (City)	23320MTSBS401VA
369	Flowserve US Inc	0.00	3900 Cook Blvd	Chesapeake	Chesapeake (City)	23323NGRSL3900C
370	Papco Inc	0.00	4920 Southern Blvd	Virginia Beach	Virginia Beach (City)	2346WPPCNC492SU
371	Vitesco Technologies USA LLC	0.00	615 Bland Blvd	Newport News	Newport News (City)	23602LLDSG615BL
372	Marva Maid Dairy	0.00	5500 Chestnut Ave	Newport News	Newport News (City)	23605MRVMD5500C
373	Papco Oil Company	0.00	407 Jefferson Avenue	Newport News	Newport News (City)	2360WPPCLC47JEF
374	Tidewater Wood Products, LLC	0.00	5604 City Line Rd	Hampton	Hampton (City)	23661CMMNW5604C
375	Catalina Cylinders Inc	0.00	2400 Aluminum Ave	Hampton	Hampton (City)	23666CTLNC2400A
376	Boar's Head-Petersburg	0.00	1950 Industry Place	Petersburg	Petersburg (City)	23805BRSHD195IN
377	Eternal Technology Corp	0.00	1800 Touchstone Rd	Colonial Heights	Chesterfield	23834TRNLT18TUC
378	Univar USA Inc Chester Facility	0.00	1001 Old Bermuda Hundred Rd	Chester	Chesterfield	23836PRLLM1001O

Appendix I-1

2019 Toxics Release Inventory

Rank	Facility Name	Total On-Site Releases (lbs)	Physical Street Address	Post Office City	Actual Physical County or Independent City	Facility ID
379	Sabra Dipping Co LLC	0.00	15900 Sabra Way	Colonial Heights	Chesterfield	2383WSBRDP159SA
380	Gemini-Farmville	0.00	102 Hauschild Dr	Farmville	Cumberland	23901GMNFR12HAU
381	Semco Duct & Acoustical Products Inc	0.00	1967 Blue Hills Dr Ne	Roanoke	Roanoke (City)	24012SMCDC1967B
382	Mennel Milling Co Of Virginia	0.00	5185 Benois Rd	Roanoke	Roanoke	24018MNNLM5185B
383	Elbit Systems Of America - Night Vision LLC	0.00	7635 Plantation Rd	Roanoke	Roanoke	24019TTLCT7635P
384	Tread Corp	0.00	176 Eastpark Dr	Roanoke	Botetourt	24019VFPNC4520E
385	Semco Duct And Acoustical Products, Inc.	0.00	1967 Blue Hills Dr Ne	Roanoke	Roanoke (City)	2401WSMCDC1967B
386	Moog Inc.	0.00	1213 N Main St	Blacksburg	Montgomery	24060LTTNP1213N
387	Conn-Weld Ind Inc	0.00	New Bern Rd State Rd 682	Dublin	Pulaski	24084CNNWLNEWBE
388	Gala Industries Inc.	0.00	181 Pauley St	Eagle Rock	Botetourt	24085GLNDSRFD2B
389	Prochem Inc	0.00	5100 Enterprise Dr	Elliston	Montgomery	24087PRCHM51ENT

Appendix I-1

2019 Toxics Release Inventory

Rank	Facility Name	Total On-Site Releases (lbs)	Physical Street Address	Post Office City	Actual Physical County or Independent City	Facility ID
390	Imperial Group Manufacturing Inc	0.00	4969 Stepp Place	Dublin	Pulaski	2408WMPRLG4969S
391	Blue Ridge Solvents & Coatings	0.00	3800 Original Henry Rd	Henry	Franklin	24102BLRDGSTATE
392	Micrometrics System	0.00	225 Jeb Stuart Hwy	Meadows Of Dan	Patrick	24120MCRMT2900W
393	Fleetwood Homes Of Virginia Inc 19-2	0.00	90 Weaver St	Rocky Mount	Franklin	24151FLTWD90WEA
394	Great Southern Wood - Va, Inc.	0.00	1050 N Main St	Rocky Mount	Franklin	24151RCKYTNORTH
395	Lake Region Medical, Inc	0.00	200 S Yorkshire St	Salem	Roanoke	24153NBLMT200SY
396	Novozymes	0.00	420 Kesler Mill Rd	Salem	Roanoke	24153NVZYM42KES
397	Novozymes Biologicals Inc	0.00	528 Chapman St	Salem	Salem (City)	24153NVZYM528CH
398	Qualichem, Inc Plant 1	0.00	2003 Salem Industrial Dr	Salem	Salem (City)	2415WQLCHM23SAL
399	Qualichem, Inc. Plant 2	0.00	510 Branch Dr	Salem	Salem (City)	2415WQLCHM51BRA
400	Cargill Feed & Nutrition Roanoke	0.00	1003 Walnut Ave	Vinton	Roanoke	24179STHRN1003W

Appendix I-1

2019 Toxics Release Inventory

Rank	Facility Name	Total On-Site Releases (lbs)	Physical Street Address	Post Office City	Actual Physical County or Independent City	Facility ID
401	Cardinal Glass	0.00	2132 Cardinal Park Dr	Vinton	Roanoke	2417WCRDNL2132C
402	Zenith Fuel Systems LLC	0.00	14570 Industrial Park Rd	Bristol	Washington	24201FCTFL1048I
403	Columbus Mckinnon Corp	0.00	22364 Jeb Stuart Hwy	Damascus	Washington	24236CLMBSRTE1B
404	Bondcote Corp	0.00	509 Burgis Ave	Pulaski	Pulaski	24301WSTPNBURGI
405	Abb Enterprise Software Inc	0.00	171 Industry Drive	Bland	Bland	24315BBPWRSTRTE
406	Pascor Atlantic Corp	0.00	254 Industry Dr	Bland	Bland	24315PSCSTRTE1B
407	Guardian Fabrication, LLC - Plant 2	0.00	110 Jack Gwynn Dr	Galax	Galax (City)	24333CNSLD110JA
408	Moog Inc.	0.00	115 Jack Gwynn Dr	Galax	Galax (City)	24333LCTRT115JA
409	Webb Enterprises LLC American Mirror	0.00	602 E Stuart Dr	Galax	Galax (City)	24333MRCNMPOBOX
410	Munters	0.00	225 S Magnolia Ave	Buena Vista	Rockbridge	2441WDSCHM225SM
411	Grottoes Plastics Plant	0.00	149 Grand Caverns Drive	Grottoes	Augusta	24441RYNLDCAVER
412	Mastic Home Exteriors	0.00	185 Johnson Dr	Stuarts Draft	Augusta	24477LCBLDRTE90

Appendix I-1

2019 Toxics Release Inventory

Rank	Facility Name	Total On-Site Releases (lbs)	Physical Street Address	Post Office City	Actual Physical County or Independent City	Facility ID
413	Flint Group Na Corp	0.00	106 Triangle Dr	Weyers Cave	Augusta	24486CPTLPSTATE
414	Cerro Fabricated Products LLC	0.00	300 Triangle Dr	Weyers Cave	Augusta	24486CRRMT300TR
415	Sunlite Plastics Inc.	0.00	846 Keezletown Rd	Weyers Cave	Augusta	24486SNLGHROUTE
416	Westover Dairy	0.00	2801 Fort Ave	Lynchburg	Lynchburg (City)	24501WSTVR2801F
417	Flowserve Corp Lynchburg Va	0.00	5114 Woodall Rd	Lynchburg	Lynchburg (City)	24502LMTRQ5114W
418	Banker Steel Company, LLC	0.00	1619 Wythe Rd	Lynchburg	Lynchburg (City)	24502MNTGB1619W
419	Banker Steel Company, LLC	0.00	351 Rangoon Road	Lynchburg	Campbell	2450WBNKRS351RA
420	Frito Lay Incorporated	0.00	230 Jefferson Ridge Parkway	Lynchburg	Lynchburg (City)	2450WFRTLY23JEF
421	Schrader-Bridgeport International	0.00	205 Frazier Rd	Altavista	Campbell	24517PDMNT205FR
422	Blue Ridge Wood Preserving Inc.	0.00	1220 Hendricks Store Rd	Moneta	Bedford	24523SMTHMPOBOX
423	Eit South	0.00	350 Slayton Avenue	Danville	Danville (City)	2454WLCTRN35SLA
424	Woodwick Candle	0.00	200 Toy Lane	Blairs	Pittsylvania	2455WSMTHM1DILL

Appendix I-1

2019 Toxics Release Inventory

Rank	Facility Name	Total On-Site Releases (lbs)	Physical Street Address	Post Office City	Actual Physical County or Independent City	Facility ID
425	Munters Corp	0.00	43 Douglas Way	Natural Bridge Station	Rockbridge	2457WMNTRS43DUG

Appendix I-2 - 2019 VA TRI Facility Ranking by On-Site Management

Appendix I-2

2019 Toxics Release Inventory

APPENDIX I-2 - 2019 VA TRI FACILITY RANKING BY ON-SITE MANAGEMENT

Rank	Facility Name	Total On-Site Management (lbs)	Physical Street	Post Office City	Actual Physical County Of Independent City	Facility ID
1	Honeywell International Colonial Heights Plant	314,872,417.44	15801 Woods Edge Rd	Colonial Heights	Chesterfield	23832LLDSGEXIT5
2	Ashland Specialty Ingredients Gp	267,137,046.00	1111 Hercules Rd	Hopewell	Hopewell (City)	23860QLNCM1111H
3	BAE Systems, Ordnance Systems Inc	40,723,003.38	Radford Army Ammunition Plant 4050 Peppers Ferry R	Radford	Montgomery	24141RDFRDPOBOX
4	Westrock Virginia Corporation (Entire)	19,995,727.00	104 E. Riverside Street	Covington	Covington (City)	24426WSTVCRIVER
5	International Paper Franklin Mill	17,611,376.00	34040 Union Camp Dr	Franklin	Isle Of Wight	23851NNCMPHIGHW
6	Axalta Coating Systems USA LLC- Front Royal Plant	7,317,313.00	7961 Winchester Rd	Front Royal	Warren	22630DPNTFPOBOX
7	George's Chicken LLC	6,230,379.00	19992 Senedo Rd	Edinburg	Shenandoah	22824RCCFR RTE42
8	Perdue Farms Accomac Processing Plant	5,050,441.00	22520 Lankford Hwy	Accomac	Accomack	23301PRDNCROUTE
9	Westrock Cp, LLC	3,979,984.80	1901 Main St	West Point	King William	23181CHSPK19THM

Appendix I-2

2019 Toxics Release Inventory

Rank	Facility Name	Total On-Site Management (lbs)	Physical Street	Post Office City	Actual Physical County Of Independent City	Facility ID
10	Advansix Inc Hopewell Plant	3,742,136.00	905 E Randolph Rd	Hopewell	Hopewell (City)	23860LLDSGPOBOX
11	Ingevity Virginia Corporation	3,498,800.00	958 E Riverside St	Covington	Covington (City)	2442WNGVTY958ER
12	Solenis LLC	3,368,357.00	2301 Wilroy Rd	Suffolk	Suffolk (City)	23434LLDCL2301W
13	Tyson Farms Inc-Temperanceville	2,645,000.00	11224 Lankford Hwy	Temperanceville	Accomack	23442HLLYFUSHIG
14	Cpfilms, Inc.	2,617,849.80	345 Beaver Creek Dr	Martinsville	Henry	24112CMMNW345BE
15	Wolverine Advanced Materials	2,508,594.00	3175 State St	Blacksburg	Montgomery	24060WLVRN3175S
16	Intertape Polymer Corp	2,219,218.00	1101 Eagle Springs Rd	Danville	Pittsylvania	24540NTRTPSTATE
17	Bwxt Nuclear Operations Group, Inc.	2,198,407.25	1570 Mount Athos Rd	Lynchburg	Campbell	24504BBCCKMTATH
18	Eastman Performance Films, LLC - Plant Ii	1,895,100.00	4129 The Great Rd	Fieldale	Henry	24089MRTNPRTE68
19	Dynax America Corp	1,654,536.00	568 E Park Dr	Roanoke	Botetourt	24019DYNXM568EP
20	Danchem Technologies Inc	1,634,890.00	1975 Old Richmond Rd	Danville	Pittsylvania	24540DNRVRSTATE
21	Arkema Inc	1,364,150.00	601 Tightsqueeze Ind Us Trial Rd	Chatham	Pittsylvania	24531SRTMR601TI

Appendix I-2

2019 Toxics Release Inventory

Rank	Facility Name	Total On-Site Management (lbs)	Physical Street	Post Office City	Actual Physical County Of Independent City	Facility ID
22	Virginia City Hybrid Energy Center	1,310,000.00	3425 Russell Creek Rd	Saint Paul	Wise	2428WVRGNC3425R
23	Celanese Acetate LLC - Celco P Lant	1,252,360.00	3520 Virginia Ave	Narrows	Giles	24124HCHSTRT460
24	Micron Technology Inc.	1,229,400.00	9600 Godwin Dr	Manassas	Prince William	20110DMNNS9600G
25	Wolverine Advanced Materials	1,145,243.00	201 Industrial Park Rd	Blacksburg	Montgomery	24060WLVRN201IN
26	O'Sullivan Films Inc	1,075,886.92	1944 Valley Ave	Winchester	Winchester (City)	22601SLLVN1944V
27	Koppers Inc (Roanoke)	1,067,115.70	4020 Koppers Rd	Salem	Roanoke	24153KPPRSRT460
28	Tyson Farms Inc. - Processing Facility	900,000.00	13264 Mountain Rd	Glen Allen	Hanover	20360HLLYF3301U
29	Trivium Packaging USA, Inc	898,000.00	5022 Hollins Rd	Roanoke	Roanoke (City)	2401WRDGHM522HL
30	Georgia-Pacific Big Island Mill	853,300.00	9363 Lee-Jackson Hwy	Big Island	Bedford	24526NKSPCHIGHW
31	Clover Power Station	824,400.00	4091 Clover Rd	Clover	Halifax	24534CLVRPRTE92
32	Mehler Engineered Products	715,113.00	175 Mehler Ln	Martinsville	Henry	24112MHLRN175ME
33	US Navy Defense Fuel Support Point Craney Island	613,991.00	4501 Cedar Ln Bldg 288	Portsmouth	Portsmouth (City)	23703CRNYS4501C

Appendix I-2

2019 Toxics Release Inventory

Rank	Facility Name	Total On-Site Management (lbs)	Physical Street	Post Office City	Actual Physical County Of Independent City	Facility ID
34	Vpge LLC Hinton Facility	593,001.00	6349 Rawley Pike Hwy 33 We	Hinton	Rockingham	22831WMPLRUSRT3
35	Greif Packaging LLC	489,790.00	861 Fibre Plant Rd	Amherst	Amherst	24521VRGNFROUTE
36	Huber Engineered Woods LLC	444,632.00	1000 Chaney Ln	Crystal Hill	Halifax	24539JMHBRRT3HW
37	Wwf Operating Co	413,786.40	6364 S Valley Pike	Mount Crawford	Rockingham	22841SHNND6364S
38	Fujifilm Wako Chemicals USA Corp	393,600.00	1600 Bellwood Rd	Richmond	Chesterfield	23237WKCHM1600B
39	Toray Plastics (America) Inc	387,329.00	500 Toray Dr	Front Royal	Warren	22630TRYPL500TO
40	Cargill Meat Solutions Inc	373,901.60	135 Huffman Dr	Dayton	Rockingham	22821RCCTRROUTE
41	Sterilization Services Of Virginia	347,425.40	5674 Eastport Blvd	Richmond	Richmond (City)	23231STRLZ5674E
42	Dupont Teijin Films	338,030.91	3600 Discovery Dr	Chester	Chesterfield	23860CMRCSBERMU
43	Westrock Cp LLC	302,600.00	910 Industrial St	Hopewell	Hopewell (City)	23860STNHP910IN
44	Merck Sharp & Dohme Corp.	280,107.00	2778 Se Side Hwy	Elkton	Rockingham	22827MRCKCHIGHW
45	New Market Poultry LLC	273,300.00	145 Old East Cross Road	New Market	Shenandoah	2284WNWMRK145LD

Appendix I-2

2019 Toxics Release Inventory

Rank	Facility Name	Total On-Site Management (lbs)	Physical Street	Post Office City	Actual Physical County Of Independent City	Facility ID
46	Georgia-Pacific Wood Products LLC - Brookneal Osb	266,000.00	11795 Brookneal Highway	Gladys	Campbell	24554GRGPCHIGHW
47	Philip Morris USA Park 500 Site	228,330.00	4100 Bermuda Hundred Rd	Chester	Chesterfield	23831PHLLP4100B
48	Volvo Group North America, LLC	221,923.00	4881 Cougar Trail Road	Dublin	Pulaski	24084VLVGMROUTE
49	Reco Biodiesel, LLC	206,012.00	710 Hospital St	Richmond	Richmond (City)	2321WRCBDS71HSP
50	Eastman Performance Films, LLC-Plant 1	183,000.00	4210 The Great Rd	Fieldale	Henry	24089MRTNPROUTE
51	Spruance Plant	175,318.00	5401 Jefferson Davis Hwy	Richmond	Chesterfield	23234DPNTSUSHIG
52	General Shale Brick Inc Plant 35 & 36	174,654.00	2353 Webster Rd	Roanoke	Botetourt	24064GNRLS770WE
53	Pilgrim's Pride Corp Broadway Facility	143,897.00	330 Co-Op Dr	Timberville	Rockingham	22853RCKNGCOOPD
54	Hp Hood LLC	127,706.30	160 Hood Way	Winchester	Frederick	22602HPHDX160HO
55	Birchwood Power Facility	125,932.00	10900 Birchwood Dr	King George	King George	22547BRCHW10900
56	George's Foods, LLC. Processing Plant	123,270.00	501 N Liberty St	Harrisonburg	Rockingham	22801HLLYF501NO

Appendix I-2

2019 Toxics Release Inventory

Rank	Facility Name	Total On-Site Management (lbs)	Physical Street	Post Office City	Actual Physical County Of Independent City	Facility ID
57	Alliant Techsystems Operations LLC (New River Energetics)	118,029.00	Rt 114 Radford Army Ammunition Plant	Radford	Montgomery	24141NWRVRRTE11
58	Spruance Genco LLC	113,614.00	5001 Commerce Rd	Richmond	Richmond (City)	23234CGNTR5001C
59	Cabinetworks Group - Mount Jackson Plant	99,790.00	1325 Industrial Park Rd	Mount Jackson	Shenandoah	22842MRLLTSTATE
60	Philip Morris USA Commerce Road Site	87,773.00	3601 Commerce Rd	Richmond	Richmond (City)	23234PHLLP3601C
61	Sabra Dipping Co LLC	75,228.00	15900 Sabra Way	Colonial Heights	Chesterfield	2383WSBRDP159SA
62	Shamrock Foods Dairy Div Verona Virginia	68,200.00	318 Mill Pl Pkwy	Verona	Augusta	2448WSHMRC318MI
63	Canon Virginia Inc	64,215.00	12000 Canon Blvd	Newport News	Newport News (City)	23606CNNVR12000
64	Catalina Cylinders Inc	47,091.00	2400 Aluminum Ave	Hampton	Hampton (City)	23666CTLNC2400A
65	Cerro Fabricated Products LLC	41,464.00	300 Triangle Dr	Weyers Cave	Augusta	24486CRRMT300TR
66	Howmet Castings & Services Inc	38,790.00	One Howmet Dr	Hampton	Hampton (City)	23661HWMTCONEHO

Appendix I-2

2019 Toxics Release Inventory

Rank	Facility Name	Total On-Site Management (lbs)	Physical Street	Post Office City	Actual Physical County Of Independent City	Facility ID
67	U.S. Amines (Portsmouth) LLC	37,344.00	3230 W Norfolk Rd	Portsmouth	Portsmouth (City)	23703CLNSC3230E
68	Molson Coors Shenandoah Brewery	35,135.00	5135 S Eastside Hwy	Elkton	Rockingham	22827DLPHCROUTE
69	Tecton Products LLC	35,109.00	5415 Corporate Cir	Salem	Roanoke	24153TCTNP5415C
70	The Lycra Company LLC	35,000.00	400 Du Pont Blvd	Waynesboro	Augusta	22980DPNTWDUPON
71	TTM Technologies Na LLC	33,638.00	1200 Severn Way	Dulles	Loudoun	22170TMTNC1200S
72	Redland Brick Inc-Lawrenceville Plant	31,329.00	16024 Governor Harrison Pkwy	Lawrenceville	Brunswick	23868BRCKTHWY58
73	Lake Region Medical, Inc	27,169.00	200 S Yorkshire St	Salem	Roanoke	24153NBLMT200SY
74	Evonik Industries	25,721.20	914 E Randolph Rd	Hopewell	Hopewell (City)	23860GLDSC914ER
75	Citgo Fairfax Terminal	18,659.00	9600 Colonial Ave	Fairfax	Fairfax (City)	2203WCTGFR96CLN
76	Qg Printing Ii Corp	17,165.90	160 Century Ln Stonewall Ind Us Trial Park	Winchester	Frederick	22603QBCRW16CEN
77	Valley Proteins Inc Linville Facility	14,263.00	6230 Kratzer Rd	Linville	Rockingham	22834VLLYP623KR
78	Georgia Pacific Wood Products	13,700.00	634 Davis St	Emporia	Greensville	23847GRGPCDAVIS

Appendix I-2

2019 Toxics Release Inventory

Rank	Facility Name	Total On-Site Management (lbs)	Physical Street	Post Office City	Actual Physical County Of Independent City	Facility ID
	LLC Emporia Plywood					
79	Marva Maid Dairy	11,206.00	5500 Chestnut Ave	Newport News	Newport News (City)	23605MRVMD5500C
80	Frito Lay Incorporated	10,071.00	230 Jefferson Ridge Parkway	Lynchburg	Lynchburg (City)	2450WFRTLY23JEF
81	Lsc Communications / Strasburg	8,196.00	One Shenandoah Valley Dr	Strasburg	Shenandoah	22657SHNNDROUTE
82	Westover Dairy	8,194.00	2801 Fort Ave	Lynchburg	Lynchburg (City)	24501WSTVR2801F
83	Menzies Aviation Fueling Operations Wash Dulles Internationa	7,725.00	Tank Farm Rd Building 2	Sterling	Loudoun	20166RBPXXBUILD
84	Pre Con Inc	5,878.15	220 S Perry St	Petersburg	Petersburg (City)	23803PRCNN220SP
85	Kinder Morgan Transmix Company, LLC	3,541.04	3302 Deepwater Terminal Rd	Richmond	Richmond (City)	23234PRMRY3302D
86	US Navy Nwsy Defense Fuel Supply Point Yorktown	2,567.00	Fuel Farm Rd	Yorktown	York	23690SNVYDYRKTW
87	Carry-On Trailer Corp	2,490.00	159 Industrial Park Rd	Montross	Westmoreland	22520CRRYN159IN

Appendix I-2

2019 Toxics Release Inventory

Rank	Facility Name	Total On-Site Management (lbs)	Physical Street	Post Office City	Actual Physical County Of Independent City	Facility ID
88	Virginia Transformer Corp	998.00	201 Transformer Way	Troutville	Botetourt	2417WVRGNT21TRA
89	Virginia Transformer Corp.	995.00	220 Glade View Dr Ne	Roanoke	Roanoke	24012VRGNT220GL
90	Aquatic Co	855.00	1100 Industrial Park Rd Halifax Industrial Park	South Boston	Halifax	24592PHLPSPPOBOX
91	U.S. Navy Naval Air Station Oceana Range	527.00	1750 Tomcat Blvd	Virginia Beach	Virginia Beach (City)	23460SNVLROCEAN
92	TCS Materials New Kent Ready-Mix	374.76	7480 Ready Mix Dr	West Point	New Kent	2318WNWKNT748RE
93	Grottoes Plastics Plant	239.00	149 Grand Caverns Dr	Grottoes	Augusta	24441RYNLDCAVER
94	Virginia Concrete - Stephens City	198.18	339 Estep Road	Stephens City	Frederick	2265WSTPHN339ES
95	Strongwell Corp Bristol	140.00	400 Commonwealth Ave	Bristol	Bristol (City)	24203MRRSN400CO
96	Strongwell Corp Highlands Div	70.00	26770 Newbanks Rd	Abingdon	Washington	24210STRNG26770
97	Bkep Materials, LLC -- Newport News Va	0.70	801 Terminal Ave	Newport News	Newport News (City)	23607KCHPT801TE
98	Quarles Petroleum Inc. Manassas Bulk Plant	0.00	8001 Wellingford Dr	Manassas	Prince William	20109QRLSP8001W

Appendix I-2

2019 Toxics Release Inventory

Rank	Facility Name	Total On-Site Management (lbs)	Physical Street	Post Office City	Actual Physical County Of Independent City	Facility ID
99	Manassas Broad Run Ready Mix Concrete	0.00	9321 Developers Drive	Manassas	Prince William	2010WMNSSS9321D
100	US Dhs Mt Weather Eoc	0.00	19844 Blue Ridge Mountain Rd	Bluemont	Loudoun	20135SDHSM19844
101	Chemetrics Inc	0.00	4295 Catlett Rd	Midland	Fauquier	20138CHMTR4295C
102	Chantilly Ready Mix Concrete	0.00	25232 Willard Road	Chantilly	Loudoun	2015WCHNTL25232
103	Superior Concrete Materials Inc. - Dulles	0.00	44146 Wade Dr	Chantilly	Loudoun	2015WSPRRC44146
104	Virginia Concrete Co Inc-Chantilly	0.00	25086 Tanner Ln	Chantilly	Loudoun	2015WVRGNC2586T
105	Virginia Concrete Gainesville Plant	0.00	7300 Rail Line Ct	Gainesville	Prince William	2015WVRGNC73RAI
106	Gea Systems Db LLC (Dba LLC Dowty Propellers)	0.00	114 Powers Ct	Sterling	Loudoun	20166SMTHS114PW
107	Titan Virginia Ready-Mix LLC-Sterling Plant	0.00	22963 Concrete Plaza	Sterling	Loudoun	2016WTTNVR22963
108	Electronic Instrumentation & Technology LLC	0.00	309 Kellys Ford Plz Se	Leesburg	Loudoun	2017WLCSTRN39KEL

Appendix I-2

2019 Toxics Release Inventory

Rank	Facility Name	Total On-Site Management (lbs)	Physical Street	Post Office City	Actual Physical County Of Independent City	Facility ID
109	Titan Virginia Ready-Mix LLC- Leesburg Plant	0.00	42105 Cochran Mill Rd	Leesburg	Loudoun	2017WTTNVR4215C
110	Virginia Concrete Cochran Mill	0.00	42574 Cochran Mill Rd	Leesburg	Loudoun	2017WVRGNC42574
111	US DOD, Warrenton Training Center Station B Range	0.00	7471 Bear Wallow Road	Warrenton	Fauquier	2018WSDDSR7471B
112	US DOD, Warrenton Training Center Station A Range	0.00	8094 Shipmadilly Ln	Warrenton	Fauquier	2018WSDDWR894SH
113	Possum Point Power Station	0.00	19000 Possum Point Rd	Dumfries	Prince William	22026PSSMP19000
114	Titan Virginia Ready-Mix LLC- Centreville Plant	0.00	15718 Lee Highway	Centreville	Fairfax	2202WTTNVR15718
115	Titan Virginia Ready-Mix LLC- Dumfries Plant	0.00	3454 Canal Rd	Dumfries	Prince William	2202WTTNVR3454C
116	Virginia Concrete Dumfries Plant	0.00	217 Canal Rd	Dumfries	Prince William	2202WVRGNC217CA
117	Virginia Concrete Falls Church Plant	0.00	7103 Gordon Rd	Falls Church	Falls Church (City)	22043VRGNC7103G
118	US Army Garrison Fort Belvoir	0.00	9430 Jackson Loop	Fort Belvoir	Fairfax	2206WSRMYP943JA

Appendix I-2

2019 Toxics Release Inventory

Rank	Facility Name	Total On-Site Management (lbs)	Physical Street	Post Office City	Actual Physical County Of Independent City	Facility ID
119	Superior Concrete Materials Inc. - Lorton	0.00	8420 Terminal Rd	Lorton	Fairfax	2207WSPRRC842TE
120	Bush Center For Intelligence (Cia)	0.00	1000 Colonial Farm Rd	Mc Lean	Fairfax	2210WCHDQRRUTES
121	Safety-Kleen Systems Manassas (Man)	0.00	11520 Balls Ford Rd	Manassas	Prince William	22110SFTYK11520
122	Newington Concrete Plant	0.00	8413 Terminal Rd	Lorton	Fairfax	22122NWNGT8413T
123	US Marine Corps Base Quantico Range Complex	0.00	3250 Catlin Ave	Quantico	Prince William	22134SDDSM3040M
124	U.S. Doj Fbi Training Academy	0.00	Mcb-4 Building 15-Fmu	Quantico	Stafford	22135SDJFBMCB4B
125	Titan Virginia Ready-Mix LLC-Springfield Plant	0.00	6600 Electronic Dr	Springfield	Fairfax	22151STHRN6600E
126	Virginia Concrete Edsall Road Plant	0.00	5412 Industrial Dr	Springfield	Fairfax	22151VRGNC6995E
127	Sicpa Securink Corp	0.00	8000 Research Way	Springfield	Fairfax	22153SCPVR8000R
128	Virginia Concrete Dulles Plant	0.00	44866 Old Ox Rd	Sterling	Loudoun	22170VRGNC44866
129	Virginia Concrete Woodbridge Plant	0.00	936 Annapolis Way	Woodbridge	Prince William	2219WVRGNC936AN

Appendix I-2

2019 Toxics Release Inventory

Rank	Facility Name	Total On-Site Management (lbs)	Physical Street	Post Office City	Actual Physical County Of Independent City	Facility ID
130	Allied Aviation Fueling Co Inc	0.00	Ronald Reagan National Airport	Arlington	Arlington	22202GDNVTRONAL
131	Virginia Concrete Shirlington Plant	0.00	2651 Shirlington Rd	Arlington	Arlington	22206VRGNC2651S
132	Pentagon Reservation	0.00	2 N Rotary Rd	Arlington	Arlington	2220WPNTRSNRTAR
133	US Army Joint Base Myer-Henderson Hall Garrison Ops (Part)	0.00	204 Lee Ave	Fort Myer	Arlington	2221WSRMJ24LEE
134	Virginia Paving Alexandria Plant	0.00	5601 Courtney Avenue	Alexandria	Alexandria (City)	2230WTHLNC561CU
135	Bren Mar	0.00	6315 Bren Mar Dr	Alexandria	Fairfax	2231WBRNMR6315B
136	Onduline Na	0.00	4900 Ondura Dr	Fredericksburg	Spotsylvania	22401NDLNN4900O
137	Colonial Circuits Inc.	0.00	1026 Warrenton Rd	Fredericksburg	Stafford	22405CLNLC1026W
138	Mapei Corp	0.00	300 Nelms Cir	Fredericksburg	Stafford	22406MPCRP3NELM
139	Oldcastle Precast Inc	0.00	5115 Massaponax Church Rd	Fredericksburg	Spotsylvania	22407RTNDP5115M
140	Ruffin Creek Properties LLC	0.00	10229 Tidewater Trail	Fredericksburg	Spotsylvania	22408RFFNC10229
141	Cmc Rebar	0.00	9434 Crossroads Pkwy	Fredericksburg	Spotsylvania	22408SMRBR9434C
142	Falmouth Ready Mix Concrete	0.00	301 Warrenton Road	Falmouth	Stafford	2240WFLMTH31WAR

Appendix I-2

2019 Toxics Release Inventory

Rank	Facility Name	Total On-Site Management (lbs)	Physical Street	Post Office City	Actual Physical County Of Independent City	Facility ID
143	Titan Virginia Ready-Mix LLC-Stafford Plant	0.00	48 Powell Ln	Falmouth	Stafford	2240WTTNVR48PWE
144	Virginia Concrete Spotsylvania Plant	0.00	6110 Smith Station Road	Fredericksburg	Spotsylvania	2240WVRGNC611SM
145	US Army Fort AP Hill Garrison (Part)	0.00	19952 N Range Rd	Bowling Green	Caroline	22427SRMYF18902
146	Cmc Rebar Va King George	0.00	10924 Dennis W Kerns Pkwy	King George	King George	2248WCMCRB1924D
147	Hoover Treated Wood Products, Inc	0.00	18315 House Dr	Milford	Caroline	22514HVRTRCAROL
148	Jci Jones Chemicals Inc.	0.00	16248 Industrial Dr	Milford	Caroline	22514JNSCHRT640
149	Oldcastle Apg Mid-Atlantic Milford, Va	0.00	16326 Ind Us Trial Dr	Milford	Caroline	22514MRCNS16326
150	Omega Protein Corporation	0.00	610 Menhaden Rd	Reedville	Northumberland	22530ZPTHYPOBOX
151	Stella-Jones Corp	0.00	15939 History Land Hwy	Warsaw	Richmond	22572WDPRSROUTE
152	Qpi Warsaw Bulk Plant	0.00	11549 History land Hwy	Warsaw	Richmond	2257WQPWRS11549
153	River Pools And Spas	0.00	196 Selftown Rd	Warsaw	Richmond	2257WRVRPL196SE

Appendix I-2

2019 Toxics Release Inventory

Rank	Facility Name	Total On-Site Management (lbs)	Physical Street	Post Office City	Actual Physical County Of Independent City	Facility ID
154	Ladysmith Combustion Turbine Station	0.00	8063 Cedon Rd	Woodford	Caroline	22580LDYSM863CE
155	Kingspan Insulation LLC	0.00	200 Kingspan Way	Winchester	Frederick	22601MCFMROUTE
156	Quarles Petroleum Inc. Winchester Bulk Plant	0.00	779 Smithfield Ave	Winchester	Frederick	22601QRLSP779SM
157	Valley Proteins Inc-Winchester Facility	0.00	1635 Indian Hollow Rd	Winchester	Frederick	22603VLLYP1444I
158	Apg Mid-Atlantic - Winchester	0.00	396 Tyson Drive	Winchester	Frederick	2260WPGMDT396TY
159	Trex - Virginia Manufacturing Operations	0.00	3229 Shawnee Drive	Winchester	Frederick	2260WTRXWN3229S
160	Evolve Stone LLC	0.00	200 Lenoir Drive	Winchester	Frederick	2260WVLVST2LENI
161	Trelleborg Marine Systems USA, Inc.	0.00	532 Jack Enders Blvd	Berryville	Clarke	2261WTRLLB532JA
162	O-N Minerals (Chemstone) Winchester Lime Plant	0.00	508 Quarry Ln	Clear Brook	Frederick	22624GLBLSONEQU
163	Titan Virginia Ready-Mix LLC-Clear Brook Plant	0.00	1383 Brucetown Rd	Clear Brook	Frederick	2262WTTNVR1383B

Appendix I-2

2019 Toxics Release Inventory

Rank	Facility Name	Total On-Site Management (lbs)	Physical Street	Post Office City	Actual Physical County Of Independent City	Facility ID
164	Quarles Petroleum Inc. Front Royal Bulk Plant	0.00	195 Commerce Ave	Front Royal	Warren	22630QRLSP195CO
165	US Cbp Canine Training Facility Firing Range #Va0040	0.00	828 Harmony Hollow Rd	Front Royal	Warren	22630SCSTM828HA
166	Rps Composites Virginia, Inc.	0.00	211 E 4Th St	Front Royal	Warren	22630SHNND210E4
167	Fisher Scientific International Mtn Diagnostics Plant	0.00	8365 Valley Pike	Middletown	Frederick	22645FSHRD8365V
168	Culpeper Wood Preservers	0.00	15487 Braggs Corner Rd	Culpeper	Culpeper	22701CLPPRRROUTE
169	Quarles Petroleum Inc. Culpeper Bulk Plant	0.00	15427 Brandy Rd	Culpeper	Culpeper	22701QRLSP15427
170	Brantner & Associates Inc, DbA Te Connectivity Mog	0.00	751 Old Brandy Rd	Culpeper	Culpeper	22701THRCH751OL
171	Cabinetworks Group - Culpeper Plant	0.00	641 Maddox Dr	Culpeper	Culpeper	22701WDCBN641MA
172	Bingham & Taylor	0.00	601 Nalle Pl	Culpeper	Culpeper	2270WBNGHM61NAL
173	Ardent Mills, LLC	0.00	1900 Industry Dr	Culpeper	Culpeper	2270WRDNTM19IND

Appendix I-2

2019 Toxics Release Inventory

Rank	Facility Name	Total On-Site Management (lbs)	Physical Street	Post Office City	Actual Physical County Of Independent City	Facility ID
174	Madison Wood Preservers Inc.	0.00	216 Oak Park Rd	Madison	Madison	22727MDSNWSTARR
175	Fiberglass Engineering Co	0.00	5019 Airport Rd	Midland	Fauquier	22728FBRGLWARRE
176	Old Dominion Electric Co-Op Marsh Run Generation Facility	0.00	12109 Lucky Hill Rd	Remington	Fauquier	22734LDDMN1219L
177	Remington Power Station	0.00	12025 Lucky Hill Road	Remington	Fauquier	2273WDMNNR1225L
178	US DOD, Warrenton Training Center Station C Range	0.00	7248 Sumerduck Rd	Remington	Fauquier	2273WSDDSR7248S
179	Gilmer Industries Inc	0.00	560 Stone Spring Rd	Harrisonburg	Harrisonburg (City)	22801GLMRN560ST
180	Quarles Petroleum Inc Harrisonburg Bulk Plant	0.00	1006 W Market St	Harrisonburg	Harrisonburg (City)	22801QRLSP1006W
181	George's Foods LLC Feed Mill	0.00	61 Kratzer Rd	Harrisonburg	Harrisonburg (City)	22801RCCFDPOBOX
182	LSC Communications / Harrisonburg N	0.00	2347 Kratzer Rd	Harrisonburg	Rockingham	22801RRDNN1400K
183	DRIV	0.00	3160 Abbott Ln	Harrisonburg	Harrisonburg (City)	22801WLKRM3160A

Appendix I-2

2019 Toxics Release Inventory

Rank	Facility Name	Total On-Site Management (lbs)	Physical Street	Post Office City	Actual Physical County Of Independent City	Facility ID
184	Pilgrim's Pride Corp Harrisonburg Feedmill	0.00	590 Mt Clinton Pike	Harrisonburg	Harrisonburg (City)	22801WMPLR590MT
185	Cargill Turkey Production LLC	0.00	1 Kratzer Ave	Harrisonburg	Harrisonburg (City)	22802RCCFR1KRAT
186	Kerry Inc.	0.00	1711 N Liberty St	Harrisonburg	Harrisonburg (City)	2280WKRRYN1711N
187	Superior Concrete Inc-Harrisonburg	0.00	1526 County Club Rd	Harrisonburg	Rockingham	2280WSPRRC1526C
188	VPGC LLC Broadway Feedmil	0.00	410 S Main St	Broadway	Rockingham	22815WMPLRRTE42
189	Georges Family Farms, LLC Mt Jackson Feed Mill	0.00	560 Caverns Rd	Mount Jackson	Shenandoah	22844HLLYFSTATE
190	Howell Metal Co	0.00	574 Depot Rd	New Market	Shenandoah	22844HWLLM574DE
191	Intelligent Platforms, LLC	0.00	2500 Austin Drive	Charlottesville	Albemarle	22901GFNCTUS29N
192	Northrop Grumman Systems Corporation	0.00	1070 Seminole Trail	Charlottesville	Albemarle	22906SPRRY1070S
193	S.L. Williamson Co. Inc. Shop	0.00	1230 River Road	Charlottesville	Albemarle	2290WSLWLL123RI
194	International Cold Storage	0.00	5678 Heards Mountain Rd	Covesville	Albemarle	22931NTRNTRROUTE
195	Gordonsville Power Station	0.00	819 Hill Rd	Gordonsville	Louisa	22942GRDNS115RE

Appendix I-2

2019 Toxics Release Inventory

Rank	Facility Name	Total On-Site Management (lbs)	Physical Street	Post Office City	Actual Physical County Of Independent City	Facility ID
196	Old Dominion Electric Co-Op Louisa Generation Facility	0.00	3352 Klockner Rd	Gordonsville	Louisa	22942LDDMN3352K
197	Amelia Lumber Co Inc	0.00	8680 Crowder St	Amelia Court House	Amelia	23002MLLMB16951
198	Chemtreat Inc	0.00	10040 Lickinghole Rd	Ashland	Hanover	23005CHMTR500LI
199	Doswell Lp	0.00	10098 Old Ridge Rd	Ashland	Hanover	23005DSWLL10098
200	South Atlantic Galvanizing LLC	0.00	11022 Lewistown Rd	Ashland	Hanover	23005VRGNGSTATE
201	Commonwealth Galvanizing	0.00	10988 Leadbetter Rd	Ashland	Hanover	2300WCMMNW1988L
202	Concrete Pipe & Precast LLC- Hanover Pipe Plant	0.00	10350 Design Rd	Ashland	Hanover	2300WMRCST135DE
203	Concrete Pipe & Precast LLC- Ashland Precast Plant	0.00	11352 Virginia Precast Rd	Ashland	Hanover	2300WSSRCM312MI
204	TCS Materials Gloucester Ready-Mix	0.00	5248 George Washington Memorial Hwy	Gloucester	Gloucester	2306WTCSMT5248G
205	Tyson Farms Inc - Feed Mill	0.00	1938 Patrick Henry Hwy	Jetersville	Nottoway	23083HLLYFUSHWY

Appendix I-2

2019 Toxics Release Inventory

Rank	Facility Name	Total On-Site Management (lbs)	Physical Street	Post Office City	Actual Physical County Of Independent City	Facility ID
206	Mechanicsville Concrete LLC-Chesterfield Plant	0.00	3501 Warbro Rd	Midlothian	Chesterfield	2311WMCHNC351WA
207	Bear Garden Generating Station	0.00	2608 C.G. Woodson Road	New Canton	Buckingham	2312WBRGRD268CG
208	Heritage-Crystal Clean LLC - Richmond Recycling Center	0.00	2353 Lanier Rd	Rockville	Goochland	2314WHRTGC2353L
209	Ir Engraving LLC	0.00	5901 Lewis Rd	Sandston	Henrico	23150RNTRN5901L
210	Southern Graphic Systems LLC	0.00	5301 Lewis Rd	Sandston	Henrico	23150STHRN531LE
211	Greystone Of Virginia Inc	0.00	7992 Richmond Rd	Toano	James City	23168GRYST7992R
212	Owens-Brockway Glass Container Inc Plant 26	0.00	150 Industrial Blvd	Toano	James City	23168WNSLL150IN
213	Ball Metal Beverage Container Corp	0.00	8935 Pocahontas Trail James River Commerce Center	Williamsburg	James City	23185BLLPC8935P
214	Branscome-Lee Hall	0.00	9393 Merrimac Trail	Williamsburg	James City	23185BRNSC9393M
215	Anheuser-Busch LLC	0.00	7801 Pocahontas Trail	Williamsburg	James City	23185NHSRB7801P

Appendix I-2

2019 Toxics Release Inventory

Rank	Facility Name	Total On-Site Management (lbs)	Physical Street	Post Office City	Actual Physical County Of Independent City	Facility ID
216	US Navy Cheatham Annex Base Range	0.00	108 Sanda Ave Bldg 270	Williamsburg	York	23185SNVYC18SAN
217	Afeta Camp Peary	0.00	1100 Executive Drive	Williamsburg	York	2318WFTCMP11EXE
218	TCS Materials Newport News	0.00	700 Shields Rd	Newport News	Newport News (City)	2318WTCSMT7SHIE
219	Eaton Corporation - Williamsburg Manufacturing	0.00	149 Warwick Court	Williamsburg	York	2318WTNCRP149WA
220	Ennis-Flint Richmond	0.00	4400 Vawter Ave	Richmond	Henrico	23222DGLSC4400V
221	Sonoco Richmond	0.00	1850 Commerce Rd	Richmond	Richmond	23224SNCPRI850C
222	Johns Manville Corp Hamilton Plant	0.00	7400 Ranco Rd	Richmond	Henrico	23228MNVLL7400R
223	Mechanicsville Concrete LLC- Airport Plant (Oakleys Lane)	0.00	4481 Oakleys Ln	Henrico	Henrico	2322WMCHNC4481A
224	TCS Materials Richmond Plant	0.00	2100 Deepwater Terminal Road	Richmond	Richmond (City)	2322WTCSMT21DEE
225	Argos Ready Mix Bryan Park Concrete Plant	0.00	4607 Racrete Rd	Richmond	Henrico	23230RDYMX457RA
226	Mondelez Global LLC	0.00	6002 S Laburnum Ave	Richmond	Richmond	23231NBSCB6002S

Appendix I-2

2019 Toxics Release Inventory

Rank	Facility Name	Total On-Site Management (lbs)	Physical Street	Post Office City	Actual Physical County Of Independent City	Facility ID
227	Upaco Adhesives Inc	0.00	4105 Castlewood Rd	Richmond	Richmond (City)	23234PCDHS4105C
228	Carpenter Co Richmond Plant	0.00	2400 Jefferson Davis Hwy	Richmond	Richmond (City)	23234RCRPN2400J
229	Super Radiator Coils	0.00	451 Southlake Blvd	Richmond	Chesterfield	23236SPRRD451SO
230	Bellwood Printing Plant	0.00	2001 Reymet Rd	Richmond	Chesterfield	23237BLLWD2001R
231	Veolia James River Plant	0.00	1201 Bellwood Rd	Richmond	Chesterfield	23237DPNTJ1201B
232	Industrial Chemicals Inc	0.00	2540 Bellwood Rd	Richmond	Chesterfield	23237NDLCH2540B
233	Kaiser Aluminum Fabricated Products LLC	0.00	1901 Reymet Rd	Richmond	Chesterfield	23237RYNLD1901R
234	Aleris Rolled Products Inc	0.00	1701 Reymet Rd	Richmond	Chesterfield	23237TRNST1801R
235	Oldcastle Apg Mid-Atlantic Richmond, Va	0.00	1231 Willis Rd	Richmond	Chesterfield	2323WLDCST1231W
236	Mechanicsville Concrete LLC	0.00	4608 Racrete Rd	Richmond	Henrico	2323WMCHNC468RA
237	Weidmuller	0.00	821 Southlake Blvd	Richmond	Chesterfield	2323WWDMLL821SU
238	US Defense Logistics Agency	0.00	8000 Jefferson Davis Hwy	Richmond	Chesterfield	23297DFNSG8000J

Appendix I-2

2019 Toxics Release Inventory

Rank	Facility Name	Total On-Site Management (lbs)	Physical Street	Post Office City	Actual Physical County Of Independent City	Facility ID
	Defense Supply Center Richmond					
239	Mitsubishi Chemical Composites America	0.00	401 Volvo Pkwy	Chesapeake	Chesapeake (City)	23320MTSBS401VA
240	US/Navy Naval Support Activity Northwest Annex Range	0.00	1320 Nw Blvd Suite 100	Chesapeake	Chesapeake (City)	23322SNVYN132NW
241	Concrete Pipe & Precast LLC Chesapeake Plant	0.00	3801 Cook Blvd	Chesapeake	Chesapeake (City)	23323HNSNP381CK
242	American Gfm Corp	0.00	1200 Cavalier Blvd	Chesapeake	Chesapeake (City)	23323MRCNG1200C
243	Flowserve US Inc	0.00	3900 Cook Blvd	Chesapeake	Chesapeake (City)	23323NGRSL3900C
244	Perdue Agribusiness LLC-Chesapeake Va	0.00	501A Barnes Rd	Chesapeake	Chesapeake (City)	23324CRGLL501BA
245	U.S. Nasa Gsfc Wallops Flight Facility	0.00	34200 Fulton Street	Wallops Island	Accomack	23337SNSGDWALLO
246	Smithfield Fresh Meats Corp Smithfield, Va Facility	0.00	601 N Church St	Smithfield	Isle Of Wight	23430GWLTNHIGHW

Appendix I-2

2019 Toxics Release Inventory

Rank	Facility Name	Total On-Site Management (lbs)	Physical Street	Post Office City	Actual Physical County Of Independent City	Facility ID
247	Cameron Chemical Inc.	0.00	830 Old Dill Rd.	Suffolk	Suffolk (City)	2343WCMRNC83LDD
248	Airgas Specialty Products Inc., Suffolk, Va	0.00	105 Dill Rd	Suffolk	Suffolk (City)	2343WRGSSP15DIL
249	Stihl Inc	0.00	536 Viking Dr	Virginia Beach	Virginia Beach (City)	23450STHLN536VI
250	US Army National Guard Ctc Camp Pendleton (Ranges)	0.00	203 Red Horse Drive	Virginia Beach	Virginia Beach (City)	2345WCTCCM23RED
251	US Navy Joint Expeditionary Fort Story Range	0.00	300 Atlantic Avenue	Virginia Beach	Virginia Beach (City)	2345WSNVYJ3GUAD
252	Titan Virginia Ready-Mix LLC-Oceana Plant	0.00	160 Oceana Blvd.	Virginia Beach	Virginia Beach (City)	2345WTTNVR16CEA
253	U.S. Navy Fleet Combat Training Center Atl Dam Neck Base	0.00	1912 Regulus Ave	Virginia Beach	Virginia Beach (City)	23461SNVYF1912R
254	Papco Inc	0.00	4920 Southern Blvd	Virginia Beach	Virginia Beach (City)	2346WPPCNC492SU
255	BAE Systems Norfolk Ship Repair	0.00	750 W Berkley Ave	Norfolk	Norfolk (City)	23501NRFLKFOOTO

Appendix I-2

2019 Toxics Release Inventory

Rank	Facility Name	Total On-Site Management (lbs)	Physical Street	Post Office City	Actual Physical County Of Independent City	Facility ID
256	Branscome Inc-Norfolk Westminster	0.00	3425 Westminster Ave	Norfolk	Norfolk (City)	23504BRNSC3425W
257	Titan Virginia Ready-Mix LLC-Campostella Plant	0.00	2125 Kimball Terrace	Norfolk	Norfolk (City)	2350WTTNVR2125K
258	US Navy Naval Station Norfolk Range	0.00	1530 Gilbert St	Norfolk	Norfolk (City)	23511NVLBS1530G
259	US Navy Joint Expeditionary Little Creek Range	0.00	2600 Tarawa Ct Suite 100	Norfolk	Norfolk (City)	23521SDDSN2600T
260	Colonna's Shipyard Inc	0.00	400 E Indian River Rd	Norfolk	Norfolk (City)	23523CLNNS400EI
261	US Gypsum Co	0.00	1424 S Main St	Norfolk	Norfolk (City)	23523NTDST1001B
262	Vitesco Technologies USA LLC	0.00	615 Bland Blvd	Newport News	Newport News (City)	23602LLDSG615BL
263	Kinyo Virginia Inc	0.00	290 Enterprise Dr	Newport News	Newport News (City)	23603KNYVR290EN
264	Joint Base Langley Eustis-Eustis (Jble-Eustis) Ranges	0.00	705 Washington Blvd	Fort Eustis	Newport News (City)	23604SDDSRFORTE
265	Mica Co Of Canada Inc	0.00	900 Jefferson Ave	Newport News	Newport News (City)	23607MCCMP900JE

Appendix I-2

2019 Toxics Release Inventory

Rank	Facility Name	Total On-Site Management (lbs)	Physical Street	Post Office City	Actual Physical County Of Independent City	Facility ID
266	Huntington Ingalls Incorporated	0.00	4101 Washington Ave	Newport News	Newport News (City)	23607NWPRT4101W
267	Papco Oil Company	0.00	407 Jefferson Avenue	Newport News	Newport News (City)	2360WPPCLC47JEF
268	Branscome-Hampton	0.00	1922 W Pembroke Ave	Hampton	Hampton (City)	23661BRNSC1922W
269	Tidewater Wood Products, LLC	0.00	5604 City Line Rd	Hampton	Hampton (City)	23661CMMNW5604C
270	U.S. DOD, USAF, Joint Base Langley EUSTis - Langley AFB	0.00	633 Ces/Ceie 37 Sweeney Blvd	Langley AFB	Hampton (City)	23665SRFRC1CESC
271	TCS Materials Hampton 58Th St. Ready-Mix	0.00	2510 58Th St	Hampton	Hampton (City)	2366WTCSMT25158
272	Yorktown Power Station	0.00	1600 Waterview Rd	Yorktown	York	23692YRKTW1600W
273	US Navy Yorktown Naval Weapons Station Base Range	0.00	160 Main Rd	Yorktown	York	2369WSNVYYRUTE2
274	US Coast Guard Base Portsmouth	0.00	4000 Coast Guard Blvd	Portsmouth	Portsmouth (City)	23701SDTSC4000C
275	U.S. Navy Norfolk Naval Shipyard	0.00	Intersection Of Effingham St &	Portsmouth	Portsmouth (City)	23709SDDSNINTER

Appendix I-2

2019 Toxics Release Inventory

Rank	Facility Name	Total On-Site Management (lbs)	Physical Street	Post Office City	Actual Physical County Of Independent City	Facility ID
			George Washington H			
276	Titan Virginia Ready-Mix LLC-Port Norfolk Plant	0.00	101 Chautauqua Ave	Portsmouth	Portsmouth (City)	2370WTTNVR11CHA
277	U.S. Army Garrison Fort Lee Va - Ranges	0.00	825, 19Th Street, Bldg 6005	Fort Lee	Prince George	23801SRMYC3901A
278	Chaparral (Va) Inc	0.00	25801 Hofheimer Way	Petersburg	Dinwiddie	23803CHPRR25801
279	Dominion Chemical Co Inc	0.00	2050 Puddledock Rd	Petersburg	Petersburg (City)	23803DMNNC2050P
280	TMS International, LLC	0.00	25805 Hofheimer Way	Petersburg	Dinwiddie	23803MSDVT2585H
281	Amsted Rail Co Inc	0.00	2580 Frontage Rd	Petersburg	Petersburg (City)	23804BRNCNPETER
282	Bleachtech LLC	0.00	2020 Bessemer Rd	Petersburg	Petersburg (City)	23805BLCHT22BES
283	Boar's Head-Petersburg	0.00	1950 Industry Place	Petersburg	Petersburg (City)	23805BRSHD195IN
284	Ampac Fine Chemicals Virginia, LLC	0.00	2820 N Normandy Drive	Petersburg	Petersburg (City)	23805LLBRT2999F
285	Valmont-Virginia Galvanizing Inc	0.00	3535 Halifax Rd	Petersburg	Petersburg (City)	23805NDSTR3535H

Appendix I-2

2019 Toxics Release Inventory

Rank	Facility Name	Total On-Site Management (lbs)	Physical Street	Post Office City	Actual Physical County Of Independent City	Facility ID
286	Pre Con, Inc.	0.00	321 Brown St	Petersburg	Petersburg (City)	2380WPRCNN321BR
287	US Army National Guard Fort Pickett (Ranges)	0.00	Us Pfo Building 316 Fort Pickett	Blackstone	Nottoway	23824SRMYM316RI
288	Cox Wood Of Virginia	0.00	2960 Cox Rd	Blackstone	Nottoway	23824TYLRRHIGHW
289	Arbortech Forest Products, Inc.	0.00	500 Dearing Avenue	Blackstone	Nottoway	2382WRBRTC5DEAR
290	Safety-Kleen Systems Chester (Cva)	0.00	1200 W 100 Rd	Chester	Chesterfield	23831SFTYK1200W
291	Church & Dwight Co Inc	0.00	1851 Touchstone Rd	Colonial Heights	Chesterfield	23834LDNCR16101
292	Sun Chemical Corp	0.00	16000 Continental Blvd	Colonial Heights	Colonial Heights (City)	23834SNCHM16000
293	Eternal Technology Corp	0.00	1800 Touchstone Rd	Colonial Heights	Chesterfield	23834TRNLT18TUC
294	Chesterfield Power Station	0.00	500 Coxendale Rd	Chester	Chesterfield	23836CHSTR500CO
295	Trident Americas	0.00	833 Liberty Way	Chester	Chesterfield	23836KTNGR833LI
296	Univar USA Inc Chester Facilit Y	0.00	1001 Old Bermuda Hundred Rd	Chester	Chesterfield	23836PRLLM1001O
297	Arkema Inc Franklin Plant	0.00	27047 Shady Brook Trail	Courtland	Southampton	2383WRKMNC2747S

Appendix I-2

2019 Toxics Release Inventory

Rank	Facility Name	Total On-Site Management (lbs)	Physical Street	Post Office City	Actual Physical County Of Independent City	Facility ID
298	TCS Materials Chester Plant	0.00	12020 Old Stage Road	Chester	Chesterfield	2383WTCSMT122LD
299	Steelfab Of Virginia Inc	0.00	1510 Reese St	Emporia	Greensville	23847STFBF1510R
300	Solenis LLC	0.00	27123 Shady Brook Trail	Courtland	Southampton	23851HRCLSROUTE
301	St Tissue LLC	0.00	34050 Union Camp Dr	Franklin	Isle Of Wight	2385WSTTSS345UN
302	City Point Energy Center	0.00	912 E Randolph Rd	Hopewell	Hopewell (City)	23860JMSRV912ER
303	Boar's Head Provisions Co Inc- Jarratt	0.00	2230 Wyatts Mill Rd	Jarratt	Greensville	23867BRSHD2230W
304	Associated Asphalt Hopewell LLC	0.00	410 Water St	Hopewell	Hopewell (City)	2386WSSCTD41WAT
305	Atlantic Pole & Piling - Newsoms	0.00	21366 General Thomas Hwy	Newsoms	Southampton	23874TLNTECRTE67
306	Metl-Span, A Division Of Nci Group, Inc.	0.00	6001 Quality Way	Prince George	Prince George	23875MTLSP6001Q
307	Murphy-Brown LLC Waverly Feed Mill	0.00	27404 Cabin Point Rd	Waverly	Sussex	23890MRPHY27404
308	Gemini-Farmville	0.00	102 Hauschild Dr	Farmville	Cumberland	23901GMNFR12HAU
309	Pallet One Of Virginia	0.00	820 Boyd St	Chase City	Mecklenburg	2392WPLLTN82BYD

Appendix I-2

2019 Toxics Release Inventory

Rank	Facility Name	Total On-Site Management (lbs)	Physical Street	Post Office City	Actual Physical County Of Independent City	Facility ID
310	Kyanite Mining Corp Mullite Plant	0.00	5836 Buffalo Road	Dillwyn	Buckingham	23936KYNTMRTE15
311	Virginia Marble Manufacturers Inc	0.00	Corner Of Brunswick & Oak St	Kenbridge	Lunenburg	23944VRGNM CORNE
312	Virginia Marble Manufacturers Inc	0.00	1201 5Th Ave	Kenbridge	Lunenburg	23944VRGNMPOBOX
313	American Buildings Company-La Crosse	0.00	501 Golden Eagle Dr	La Crosse	Mecklenburg	23950MRCNB51GLD
314	Morgan Lumber Company, Inc.	0.00	628 Jeb Stuart Highway	Red Oak	Charlotte	2396WMRGNL628JE
315	Semco Duct & Acoustical Products Inc	0.00	1967 Blue Hills Dr Ne	Roanoke	Roanoke (City)	24012SMCDC1967B
316	Chemsolv Inc	0.00	1140 Industry Ave Se	Roanoke	Roanoke (City)	24013CHMSL1140I
317	Akzo Nobel Coatings Inc	0.00	2837 Roanoke Ave Sw	Roanoke	Roanoke (City)	24015RLNCN2837R
318	Associated Asphalt Roanoke, LLC	0.00	2677 Roanoke Ave Sw	Roanoke	Roanoke (City)	24015SSCTD2677R
319	Steel Dynamics Inc Roanoke Bar Div	0.00	102 Westside Blvd	Roanoke	Roanoke (City)	24017RNKLC102WE
320	Mennel Milling Co Of Virginia	0.00	5185 Benois Rd	Roanoke	Roanoke	24018MNNLM5185B

Appendix I-2

2019 Toxics Release Inventory

Rank	Facility Name	Total On-Site Management (lbs)	Physical Street	Post Office City	Actual Physical County Of Independent City	Facility ID
321	Boxley Materials Company Roanoke Ready Mix Plant	0.00	3830 Blue Ridge Dr Sw	Roanoke	Roanoke (City)	24019BXLVC383BL
322	Elbit Systems Of America - Night Vision LLC	0.00	7635 Plantation Rd	Roanoke	Roanoke	24019TTLCT7635P
323	Metalsa Roanoke Inc.	0.00	184 Vista Dr	Roanoke	Botetourt	24019TWRTM184VI
324	Tread Corp	0.00	176 Eastpark Dr	Roanoke	Botetourt	24019VFPNC4520E
325	Semco Duct And Acoustical Products, Inc.	0.00	1967 Blue Hills Dr Ne	Roanoke	Roanoke (City)	2401WSMCD1967B
326	Eastman Performance Films, LLC-Axton Facility	0.00	47 Brenda Dr	Axton	Henry	24054CMMNWRT58S
327	Federal Mogul Powertrain LLC.	0.00	300 Industrial Park Rd Se	Blacksburg	Montgomery	24060FDRLMRT460
328	Moog Inc.	0.00	1213 N Main St	Blacksburg	Montgomery	24060LTTNP1213N
329	Conn-Weld Ind Inc	0.00	New Bern Rd State Rd 682	Dublin	Pulaski	24084CNNWLNEWBE
330	Electroplate-Rite Corp	0.00	5529 Lee Hwy	Dublin	Pulaski	24084LCTRPUSRTE
331	Mar-Bal, Inc.	0.00	5400 Reserve Way	Dublin	Pulaski	24084MRBLN5400R
332	Gala Industries Inc.	0.00	181 Pauley St	Eagle Rock	Botetourt	24085GLNDSRFD2B
333	Prochem Inc	0.00	5100 Enterprise Dr	Elliston	Montgomery	24087PRCHM51ENT

Appendix I-2

2019 Toxics Release Inventory

Rank	Facility Name	Total On-Site Management (lbs)	Physical Street	Post Office City	Actual Physical County Of Independent City	Facility ID
334	Altec Industries, Inc.	0.00	325 South Center Drive	Daleville	Botetourt	2408WLTCND325SU
335	Imperial Group Manufacturing Inc	0.00	4969 Stepp Place	Dublin	Pulaski	2408WMPRLG4969S
336	Blue Ridge Solvents & Coatings	0.00	3800 Original Henry Rd	Henry	Franklin	24102BLRDGSTATE
337	Bassett Plant 11	0.00	Patriot Centre At Beaver Creek	Martinsville	Henry	24112BSSTTPATRI
338	Pine Products Inc	0.00	315 Carver Rd	Martinsville	Henry	24112PNPRD315CA
339	Virginia Mirror Co Inc	0.00	300 S Moss St	Martinsville	Henry	24112VRGNM300MO
340	Rti Martinsville Inc	0.00	101 Rti Way	Martinsville	Henry	2411WRTMRT11RTI
341	Micrometrics System	0.00	225 Jeb Stuart Hwy	Meadows Of Dan	Patrick	24120MCRMT2900W
342	Lhoist Na Of Virginia Inc Kimballton Area 1	0.00	2093 Big Stony Creek Rd	Ripplemead	Giles	24150CHMCL2093B
343	Fleetwood Homes Of Virginia Inc 19-2	0.00	90 Weaver St	Rocky Mount	Franklin	24151FLTWD90WEA
344	Great Southern Wood - Va, Inc.	0.00	1050 N Main St	Rocky Mount	Franklin	24151RCKYTNORTH
345	Ge Drives & Controls	0.00	1501 Roanoke Blvd	Salem	Salem (City)	24153DRVSY1501R
346	Graham-White Manufacturing Co.	0.00	1242 Colorado St	Salem	Roanoke	24153GRHMW1242C

Appendix I-2

2019 Toxics Release Inventory

Rank	Facility Name	Total On-Site Management (lbs)	Physical Street	Post Office City	Actual Physical County Of Independent City	Facility ID
347	New Millennium Building Systems	0.00	100 Diuguids Lane	Salem	Roanoke	24153JHNWH2535D
348	Medeco Security Locks Inc.	0.00	3625 Allegheny Dr	Salem	Roanoke	24153MDCSCUS11A
349	Yokohama Tire Manufacturing Virginia LLC	0.00	1500 Indiana St	Salem	Roanoke	24153MHWKR1500I
350	Novozymes	0.00	420 Kesler Mill Rd	Salem	Roanoke	24153NVZYM42KES
351	Novozymes Biologicals Inc	0.00	528 Chapman St	Salem	Salem (City)	24153NVZYM528CH
352	Kik (Virginia) LLC	0.00	27 Mill Ln	Salem	Roanoke	24153THDLC27MIL
353	Qualichem, Inc Plant 1	0.00	2003 Salem Industrial Dr	Salem	Salem (City)	2415WQLCHM23SAL
354	Qualichem, Inc. Plant 2	0.00	510 Branch Dr	Salem	Salem (City)	2415WQLCHM51BRA
355	Roanoke Cement Co LLC	0.00	6071 Catawba Rd	Troutville	Botetourt	24175RNKCM5555C
356	Safety-Kleen Systems Vinton (Roa)	0.00	16090 Stewartsville Rd	Vinton	Roanoke	24179SFTYKRTE24
357	Cargill Feed & Nutrition Roanoke	0.00	1003 Walnut Ave	Vinton	Roanoke	24179STHRN1003W
358	Cardinal Glass	0.00	2132 Cardinal Park Dr	Vinton	Roanoke	2417WCRDNL2132C

Appendix I-2

2019 Toxics Release Inventory

Rank	Facility Name	Total On-Site Management (lbs)	Physical Street	Post Office City	Actual Physical County Of Independent City	Facility ID
359	Zenith Fuel Systems LLC	0.00	14570 Industrial Park Rd	Bristol	Washington	24201FCTFL1048I
360	Azz Galvanizing-Bristol	0.00	14781 Industrial Park Rd	Bristol	Washington	24201VSBRS795IN
361	W&W-Afco Steel LLC	0.00	15083 Industrial Park Rd	Bristol	Washington	24202CRLNS1583I
362	Metal Casting Co	0.00	15331 Industrial Park Road	Bristol	Washington	2420WMTLCS15331
363	Associated Asphalt Bristol, LLC	0.00	10 Spurgeon Lane	Bristol	Bristol (City)	2420WSSCTD1SPUR
364	AGC Flat Glass Na Abingdon Plant	0.00	18370 Oak Park Dr	Abingdon	Washington	24210FGCTN1837A
365	Hapco	0.00	26252 Hillman Highway	Abingdon	Washington	2421WHPCXX26252
366	Mxi Environmental Services, LLC	0.00	26319 Old Trail Rd (St Rte 679)	Abingdon	Washington	2421WMXNVR26319
367	Columbus Mckinnon Corp	0.00	22364 Jeb Stuart Hwy	Damascus	Washington	24236CLMBSRTE1B
368	Tempur Production USA Inc	0.00	203 Tempurpedic Dr	Duffield	Scott	24244TMPRP4700B
369	Samuel Son & Company (USA) Inc.	0.00	58 Samuel Way	Lebanon	Russell	2426WSTLFB58SAM

Appendix I-2

2019 Toxics Release Inventory

Rank	Facility Name	Total On-Site Management (lbs)	Physical Street	Post Office City	Actual Physical County Of Independent City	Facility ID
370	US Penitentiary Lee	0.00	Lee County Ind Us Trial Park Hickory Flats Rd	Pennington Gap	Lee	24277SPNTNLEECI
371	James Hardie Building Products Pulaski	0.00	1000 James Hardie Way	Pulaski	Pulaski	24301JHBPP1JAME
372	Bondcote Corp	0.00	509 Burgis Ave	Pulaski	Pulaski	24301WSTPNBURGI
373	Utility Trailer Manufacturing Co	0.00	124 Mountain Empire Rd	Atkins	Smyth	24311TLTYTSTATE
374	ABB Enterprise Software Inc	0.00	171 Industry Drive	Bland	Bland	24315BBPWRSTRTE
375	Pascor Atlantic Corp	0.00	254 Industry Dr	Bland	Bland	24315PSCSTRTE1B
376	Guardian Fabrication, LLC - Plant 2	0.00	110 Jack Guynn Dr	Galax	Galax (City)	24333CNSLD110JA
377	Moog Inc.	0.00	115 Jack Guynn Dr	Galax	Galax (City)	24333LCTRT115JA
378	Webb Enterprises LLC American Mirror	0.00	602 E Stuart Dr	Galax	Galax (City)	24333MRCNMPOBOX
379	Vaughan-Bassett Furniture Co. Galax	0.00	300 E Grayson St	Galax	Carroll	24333VGHNBOLDTO
380	Appalachian Plastics Inc.	0.00	34001 Glove Dr	Glade Spring	Washington	24340PPLCHPOBOX
381	Utility Trailer Manufacturing Co	0.00	13160 Monroe Rd	Glade Spring	Washington	2434WTLTYT1316M

Appendix I-2

2019 Toxics Release Inventory

Rank	Facility Name	Total On-Site Management (lbs)	Physical Street	Post Office City	Actual Physical County Of Independent City	Facility ID
382	Superior Carriers Inc	0.00	4625 Lee Hwy	Marion	Smyth	2435WSPRFL4625L
383	Hutchinson Sealing Systems Inc	0.00	1150 S Third St	Wytheville	Wythe	24382KNGST1150S
384	Longwood Elastomers Inc	0.00	655 Fairview Rd	Wytheville	Wythe	24382RQPCR655FA
385	Taylor & Boody Inc.	0.00	8 Hewitt Rd	Staunton	Augusta	24401TYLRB8HEWE
386	Modine Manufacturing Co	0.00	1221 Magnolia Ave	Buena Vista	Rockbridge	24416MDNMN1221M
387	Everbrite LLC	0.00	627 E 30Th St	Buena Vista	Buena Vista (City)	24416VRBRT627EA
388	Munters	0.00	225 S Magnolia Ave	Buena Vista	Rockbridge	2441WDSCHM225SM
389	Stella Jones Corp-Goshen Facility	0.00	9223 Maury River Rd	Goshen	Rockbridge	24439THBRKSTATE
390	Mastic Home Exteriors	0.00	185 Johnson Dr	Stuarts Draft	Augusta	24477LCBLDRTE90
391	Nibco Of Virginia Inc.	0.00	131 Johnson Drive	Stuarts Draft	Augusta	24477NBCNCROUTE
392	Rexnord Industries LLC	0.00	150 Johnson Dr	Stuarts Draft	Augusta	24477PTCMPRTS34
393	Accutec Blades, Inc.	0.00	57 Razor Blade Ln	Verona	Augusta	24482MRCNSRAZOR
394	Ball Advanced Aluminum Technologies Corp	0.00	56 Dunsmore Rd	Verona	Augusta	24482NMNSLLAURE
395	Daikin Applied	0.00	207 Laurel Hill Rd	Verona	Augusta	24482SNYDRRT612

Appendix I-2

2019 Toxics Release Inventory

Rank	Facility Name	Total On-Site Management (lbs)	Physical Street	Post Office City	Actual Physical County Of Independent City	Facility ID
396	Flint Group Na Corp	0.00	106 Triangle Dr	Weyers Cave	Augusta	24486CPTLPSTATE
397	Degesch America Inc	0.00	153 Triangle Dr	Weyers Cave	Augusta	24486DGSCHE275TR
398	Sunlite Plastics Inc.	0.00	846 Keezletown Rd	Weyers Cave	Augusta	24486SNLGHROUTE
399	Slocum Adhesives Corporation	0.00	1409 Buchanan St	Lynchburg	Lynchburg (City)	24501SLCMC1409B
400	Parker Hannifin Integrated Seals Div	0.00	3700 Mayflower Dr	Lynchburg	Lynchburg (City)	24501WYNNS3700M
401	Flowserve Corp Lynchburg Va	0.00	5114 Woodall Rd	Lynchburg	Lynchburg (City)	24502LMTRQ5114W
402	Banker Steel Company, LLC	0.00	1619 Wythe Rd	Lynchburg	Lynchburg (City)	24502MNTGB1619W
403	Norcraft Companies	0.00	1 Millrace Dr	Lynchburg	Lynchburg (City)	24502STRMR1MILL
404	Griffin Pipe Products Co	0.00	10 Adams St	Lynchburg	Lynchburg (City)	24505GRFFNADAMS
405	Westrock / Seven Hills LLC	0.00	1801 Concord Turnpike	Lynchburg	Lynchburg (City)	24505MDPPR1801C
406	Davis-Frost Inc	0.00	3416 Candler's Mountain Rd	Lynchburg	Lynchburg (City)	24506DVSPN3420C
407	Lsc Communications / Lynchburg	0.00	4201 Murray Pl	Lynchburg	Lynchburg (City)	24506MRDTH4201M
408	Banker Steel Company, LLC	0.00	351 Rangoon Road	Lynchburg	Campbell	2450WBNKRS351RA

Appendix I-2

2019 Toxics Release Inventory

Rank	Facility Name	Total On-Site Management (lbs)	Physical Street	Post Office City	Actual Physical County Of Independent City	Facility ID
409	Schrader-Bridgeport International	0.00	205 Frazier Rd	Altavista	Campbell	24517PDMNT205FR
410	Blue Ridge Wood Preserving Inc.	0.00	1220 Hendricks Store Rd	Moneta	Bedford	24523SMTHMPOBOX
411	Wheelabrator Abrasives Inc	0.00	1 Abrasive Ave	Bedford	Bedford	24523WHLBR1ABRA
412	Polynt Composites USA Inc.	0.00	920 Tightsqueeze Ind US Trial Rd	Chatham	Pittsylvania	24531FRMNRPITTS
413	The Goodyear Tire & Rubber Co.	0.00	1901 Goodyear Blvd	Danville	Danville (City)	24541THGDY1435G
414	Blue Ridge Fiberboard	0.00	250 Celotex Dr	Danville	Pittsylvania	24543WDFBRMASON
415	Jti Leaf Services (US) LLC	0.00	202 Stinson Drive	Danville	Pittsylvania	2454WJTLFS22STI
416	Eit South	0.00	350 Slayton Avenue	Danville	Danville (City)	2454WLCTRN35SLA
417	American Phoenix Inc	0.00	121 Martha St	Danville	Danville (City)	2454WMRCNP121MA
418	Custom Truck One Source	0.00	12660 E Lynchburg Salem Tpke	Forest	Bedford	2455WCSTMT1266E
419	Woodwick Candle	0.00	200 Toy Lane	Blairs	Pittsylvania	2455WSMTHM1DILL
420	Cooper Steel	0.00	275 Francis Ave	Monroe	Amherst	24574LYNCHRT29N
421	Munters Corp	0.00	43 Douglas Way	Natural Bridge Station	Rockbridge	2457WMNTRS43DUG

Appendix I-2

2019 Toxics Release Inventory

Rank	Facility Name	Total On-Site Management (lbs)	Physical Street	Post Office City	Actual Physical County Of Independent City	Facility ID
422	Owens-Brockway Glass Container Inc Plant 29	0.00	29 Glassblower Ln	Ringgold	Pittsylvania	24586WNSBRSTATE
423	Voestalpine High Performance Metals - South Boston Plant	0.00	2306 Eastover Dr	South Boston	Halifax	24592CKCMPSTATE
424	ABB Enterprise Software Inc	0.00	2135 Philpott Rd	South Boston	Halifax	24592WSTNGHIGHW
425	Jewell Coke Co Lp	0.00	1034 Dismal River Rd	Oakwood	Buchanan	24656JWLLCHWY46

**APPENDIX J-1 - 2019 VA TRI Jurisdiction
Ranking by On-Site Releases**

**APPENDIX J-1 - 2019 VA TRI JURISDICTION RANKING BY ON-SITE
RELEASES**

Rank	County or City	Total On-Site Release (Pounds)	Total Air Release (Pounds)	Total Land (Pounds)	Total Water Release (Pounds)
1	Montgomery	9,313,583.77	174,435.41	9,275.00	9,129,873.36
2	Covington (City)	2,612,182.44	2,180,321.34	387,410.42	44,450.68
3	Hopewell (City)	2,145,189.43	1,873,704.63	0.00	271,484.80
4	Buchanan	2,126,605.84	2,126,605.84	0.00	0.00
5	Chesterfield	1,618,141.56	1,376,389.47	76,298.82	165,453.27
6	Isle Of Wight	1,245,788.37	1,211,795.55	0.00	33,992.82
7	King William	784,068.14	721,772.83	0.00	62,295.31
8	Halifax	586,164.74	426,489.64	156,344.00	3,331.10
9	James City	583,905.20	583,905.20	0.00	0.00
10	Hanover	575,109.28	519,947.00	0.00	55,162.28
11	Bedford	531,159.00	373,116.60	91,602.20	66,440.20
12	Campbell	529,156.33	72,073.38	3,693.37	453,389.58
13	Chesapeake (City)	509,043.12	484,597.12	24,446.00	0.00
14	Wise	433,639.45	142,179.23	291,353.00	107.22
15	Giles	321,418.43	259,208.03	726.00	61,484.40
16	Amherst	319,577.40	316,707.95	0.00	2,869.45
17	Henry	288,155.60	288,155.60	0.00	0.00
18	Accomack	278,272.43	61,122.06	644.58	216,505.79
19	Newport News (City)	193,445.12	178,630.44	8,057.30	6,757.38
20	Prince William	191,917.47	30,423.89	128,454.20	33,039.38
21	Richmond	184,796.30	184,773.00	0.00	23.30
22	Lynchburg (City)	159,708.36	159,581.89	0.00	126.47
23	Rockingham	156,523.03	42,149.03	50,636.00	63,738.00
24	Nottoway	145,550.10	132.10	145,355.00	63.00
25	Shenandoah	144,872.00	36,505.00	0.00	108,367.00
26	Pittsylvania	142,744.30	142,744.30	0.00	0.00
27	Arlington	142,614.44	141,590.47	0.00	1,023.97
28	Botetourt	126,993.12	126,973.12	0.00	20.00
29	Lunenburg	112,220.00	112,220.00	0.00	0.00

Appendix J-1**2019 Toxics Release Inventory**

Rank	County or City	Total On-Site Release (Pounds)	Total Air Release (Pounds)	Total Land (Pounds)	Total Water Release (Pounds)
30	Frederick	80,329.44	53,119.44	27,210.00	0.00
31	Washington	74,401.82	74,315.17	0.69	85.96
32	Caroline	68,656.97	57.42	65,242.80	3,356.75
33	Augusta	63,271.44	33,250.87	0.00	30,020.57
34	Westmoreland	45,350.00	45,350.00	0.00	0.00
35	Greensville	45,220.75	45,220.19	0.00	0.56
36	Bristol (City)	42,179.68	42,179.68	0.00	0.00
37	Roanoke (City)	38,560.56	37,494.89	0.00	1,065.67
38	Norfolk (City)	37,758.36	32,196.63	4,223.70	1,338.03
39	Portsmouth (City)	36,979.68	36,548.52	310.00	121.16
40	Southampton	36,540.45	36,410.00	0.00	130.45
41	Pulaski	35,523.01	35,523.01	0.00	0.00
42	Roanoke	34,198.81	34,188.10	0.00	10.71
43	Warren	32,777.26	32,777.26	0.00	0.00
44	Carroll	27,423.92	27,423.92	0.00	0.00
45	Richmond (City)	23,529.72	23,217.05	0.00	312.67
46	Virginia Beach (City)	16,796.72	12,339.02	4,456.70	1.00
47	Northumberland	16,241.00	16,080.00	0.00	161.00
48	Culpeper	14,518.05	14,517.03	0.00	1.02
49	Wythe	14,426.05	14,426.05	0.00	0.00
50	Winchester (City)	12,096.90	12,096.90	0.00	0.00
51	Loudoun	10,398.50	8,691.87	0.00	1,706.63
52	Henrico	10,278.27	10,278.27	0.00	0.00
53	Prince George	8,953.90	6,550.00	2,403.90	0.00
54	York	8,538.47	180.37	8,358.10	0.00
55	Suffolk (City)	8,094.00	8,079.00	0.00	15.00
56	Spotsylvania	7,965.07	7,406.21	39.40	519.46
57	Petersburg (City)	7,913.93	3,973.93	0.00	3,940.00
58	Fauquier	6,886.00	6,886.00	0.00	0.00
59	Rockbridge	6,490.85	6,472.30	0.00	18.55

Virginia TRI Report – Summary of Data
from 2019 Facility Reports (issued March 2021)

Appendix J-1**2019 Toxics Release Inventory**

Rank	County or City	Total On-Site Release (Pounds)	Total Air Release (Pounds)	Total Land (Pounds)	Total Water Release (Pounds)
60	Louisa	5,260.00	5,260.00	0.00	0.00
61	Fairfax (City)	2,131.20	2,131.00	0.00	0.20
62	Hampton (City)	1,655.06	1,655.06	0.00	0.00
63	Lee	1,483.44	0.89	1,482.55	0.00
64	Harrisonburg (City)	1,330.30	1,330.30	0.00	0.00
65	Fairfax	1,033.52	260.39	0.10	773.03
66	King George	912.82	912.82	0.00	0.00
67	Dinwiddie	712.18	570.18	0.00	142.00
68	Charlotte	484.50	18.00	466.50	0.00
69	Falls Church (City)	467.04	0.01	0.00	467.03
70	Danville (City)	399.62	287.62	0.00	112.00
71	Buckingham	315.40	315.40	0.00	0.00
72	Brunswick	313.29	313.29	0.00	0.00
73	Smyth	275.00	275.00	0.00	0.00
74	Russell	98.00	74.00	0.00	24.00
75	Mecklenburg	26.06	26.04	0.00	0.02
76	Madison	21.00	0.00	0.00	21.00
77	Goochland	10.00	10.00	0.00	0.00
78	Scott	10.00	10.00	0.00	0.00
79	Colonial Heights (City)	10.00	10.00	0.00	0.00
80	Sussex	7.29	7.29	0.00	0.00
81	Buena Vista (City)	5.75	5.75	0.00	0.00
82	Stafford	5.63	5.62	0.00	0.00
83	Clarke	5.00	5.00	0.00	0.00
84	Salem (City)	3.20	0.80	0.00	2.40
85	Albemarle	1.15	1.15	0.00	0.00
86	Alexandria (City)	1.00	1.00	0.00	0.00
87	New Kent	0.02	0.02	0.00	0.00
88	Gloucester	0.01	0.01	0.00	0.00
89	Bland	0.00	0.00	0.00	0.00
90	Cumberland	0.00	0.00	0.00	0.00

*Virginia TRI Report – Summary of Data
from 2019 Facility Reports (issued March 2021)*

Appendix J-1

2019 Toxics Release Inventory

Rank	County or City	Total On-Site Release (Pounds)	Total Air Release (Pounds)	Total Land (Pounds)	Total Water Release (Pounds)
91	Franklin	0.00	0.00	0.00	0.00
92	Galax (City)	0.00	0.00	0.00	0.00
93	Amelia	0.00	0.00	0.00	0.00
94	Patrick	0.00	0.00	0.00	0.00

**APPENDIX J-2 - 2019 VA TRI Jurisdiction
Ranking by On-Site Management**

Appendix J-2

Release Inventory

2019 Toxics

APPENDIX J-2 - 2019 VA TRI JURISDICTION RANKING BY ON-SITE MANAGEMENT

Rank	County or City	Total On-Site Management (Pounds)	Total Energy Recovery On-Site (Pounds)	Total Recycled On-Site (Pounds)	Total Treated On-Site (Pounds)
1	Chesterfield	316,082,924.35	0.00	314,872,417.44	1,210,506.91
2	Hopewell (City)	271,207,503.20	1,160,820.00	268,930,147.00	1,116,536.20
3	Montgomery	44,494,869.38	0.00	31,350,981.00	13,143,888.38
4	Covington (City)	23,494,527.00	403,717.00	0.00	23,090,810.00
5	Isle Of Wight	17,611,376.00	0.00	0.00	17,611,376.00
6	Warren	7,704,642.00	0.00	7,698,296.00	6,346.00
7	Accomack	7,695,441.00	0.00	0.00	7,695,441.00
8	Shenandoah	6,611,665.00	0.00	0.00	6,611,665.00
9	Henry	5,411,062.80	715,113.00	1,741,294.80	2,954,655.00
10	Pittsylvania	5,218,258.00	0.00	4,753,158.00	465,100.00
11	King William	3,979,984.80	0.00	0.00	3,979,984.80
12	Suffolk (City)	3,368,357.00	0.00	3,192,945.00	175,412.00
13	Campbell	2,464,407.25	0.00	13,024.48	2,451,382.77
14	Rockingham	1,977,361.00	0.00	1,897.00	1,975,464.00
15	Botetourt	1,830,188.00	0.00	998.00	1,829,190.00
16	Wise	1,310,000.00	0.00	0.00	1,310,000.00
17	Halifax	1,269,887.00	0.00	0.00	1,269,887.00
18	Giles	1,252,360.00	1,012,053.00	0.00	240,307.00
19	Prince William	1,229,400.00	0.00	0.00	1,229,400.00
20	Roanoke	1,130,388.70	0.00	1,068,052.60	62,336.10
21	Winchester (City)	1,075,886.92	0.00	0.00	1,075,886.92
22	Hanover	900,000.00	0.00	0.00	900,000.00
23	Roanoke (City)	898,000.00	0.00	0.00	898,000.00
24	Bedford	853,300.00	0.00	0.00	853,300.00
25	Richmond (City)	758,365.44	0.00	206,012.00	552,353.44
26	Portsmouth (City)	651,335.00	0.00	613,991.00	37,344.00
27	Amherst	489,790.00	95,931.00	0.00	393,859.00
28	Pulaski	221,923.00	0.00	0.00	221,923.00

Appendix J-2

Release Inventory

2019 Toxics

Rank	County or City	Total On-Site Management (Pounds)	Total Energy Recovery On-Site (Pounds)	Total Recycled On-Site (Pounds)	Total Treated On-Site (Pounds)
29	Frederick	145,070.38	0.00	198.18	144,872.20
30	Augusta	144,903.00	0.00	239.00	144,664.00
31	King George	125,932.00	0.00	0.00	125,932.00
32	Hampton (City)	85,881.00	0.00	0.00	85,881.00
33	Newport News (City)	75,421.70	0.00	64,215.70	11,206.00
34	Loudoun	41,363.00	0.00	7,725.00	33,638.00
35	Brunswick	31,329.00	0.00	0.00	31,329.00
36	Fairfax (City)	18,659.00	0.00	0.00	18,659.00
37	Lynchburg (City)	18,265.00	0.00	0.00	18,265.00
38	Greensville	13,700.00	0.00	0.00	13,700.00
39	Petersburg (City)	5,878.15	0.00	0.00	5,878.15
40	York	2,567.00	0.00	0.00	2,567.00
41	Westmoreland	2,490.00	0.00	0.00	2,490.00
42	Virginia Beach (City)	527.00	0.00	0.00	527.00
43	New Kent	374.76	0.00	374.76	0.00
44	Bristol (City)	140.00	0.00	0.00	140.00
45	Washington	70.00	0.00	0.00	70.00
46	Albemarle	0.00	0.00	0.00	0.00
47	Alexandria (City)	0.00	0.00	0.00	0.00
48	Amelia	0.00	0.00	0.00	0.00
49	Arlington	0.00	0.00	0.00	0.00
50	Bland	0.00	0.00	0.00	0.00
51	Buchanan	0.00	0.00	0.00	0.00
52	Buckingham	0.00	0.00	0.00	0.00
53	Buena Vista (City)	0.00	0.00	0.00	0.00
54	Caroline	0.00	0.00	0.00	0.00
55	Carroll	0.00	0.00	0.00	0.00
56	Charlotte	0.00	0.00	0.00	0.00

Appendix J-2

Release Inventory

2019 Toxics

Rank	County or City	Total On-Site Management (Pounds)	Total Energy Recovery On-Site (Pounds)	Total Recycled On-Site (Pounds)	Total Treated On-Site (Pounds)
57	Chesapeake (City)	0.00	0.00	0.00	0.00
58	Clarke	0.00	0.00	0.00	0.00
59	Colonial Heights (City)	0.00	0.00	0.00	0.00
60	Culpeper	0.00	0.00	0.00	0.00
61	Cumberland	0.00	0.00	0.00	0.00
62	Danville (City)	0.00	0.00	0.00	0.00
63	Dinwiddie	0.00	0.00	0.00	0.00
64	Fairfax	0.00	0.00	0.00	0.00
65	Falls Church (City)	0.00	0.00	0.00	0.00
66	Fauquier	0.00	0.00	0.00	0.00
67	Franklin	0.00	0.00	0.00	0.00
68	Galax (City)	0.00	0.00	0.00	0.00
69	Gloucester	0.00	0.00	0.00	0.00
70	Goochland	0.00	0.00	0.00	0.00
71	Harrisonburg (City)	0.00	0.00	0.00	0.00
72	Henrico	0.00	0.00	0.00	0.00
73	James City	0.00	0.00	0.00	0.00
74	Lee	0.00	0.00	0.00	0.00
75	Louisa	0.00	0.00	0.00	0.00
76	Lunenburg	0.00	0.00	0.00	0.00
77	Madison	0.00	0.00	0.00	0.00
78	Mecklenburg	0.00	0.00	0.00	0.00
79	Norfolk (City)	0.00	0.00	0.00	0.00
80	Northumberland	0.00	0.00	0.00	0.00
81	Nottoway	0.00	0.00	0.00	0.00
82	Patrick	0.00	0.00	0.00	0.00
83	Prince George	0.00	0.00	0.00	0.00
84	Richmond	0.00	0.00	0.00	0.00
85	Rockbridge	0.00	0.00	0.00	0.00
86	Russell	0.00	0.00	0.00	0.00

Appendix J-2 ***Release Inventory***

2019 Toxics

Rank	County or City	Total On-Site Management (Pounds)	Total Energy Recovery On-Site (Pounds)	Total Recycled On- Site (Pounds)	Total Treated On- Site (Pounds)
87	Salem (City)	0.00	0.00	0.00	0.00
88	Scott	0.00	0.00	0.00	0.00
89	Smyth	0.00	0.00	0.00	0.00
90	Southampton	0.00	0.00	0.00	0.00
91	Spotsylvania	0.00	0.00	0.00	0.00
92	Stafford	0.00	0.00	0.00	0.00
93	Sussex	0.00	0.00	0.00	0.00
94	Wythe	0.00	0.00	0.00	0.00