

# DEQ Certification Class Presentations

**Class presentations are provided for study/review purposes only. Printouts of these PowerPoint slides will not be allowed into the exam testing centers.**

**July 2024**

# Minimum Standards Bingo

1. As the pictures are shown, choose the applicable Minimum Standard (1-18), mark it off on your “Bingo” card, and write out the letter of the picture in the square.
2. If you do not have the applicable Minimum Standard number on your card, try to decide on a secondarily applicable Minimum Standard.
3. When someone yells “BINGO!” (with the appropriate pattern filled out on their card), we will review that person’s responses as a class. If the class decides any of the picture/MS matches are too much of a stretch, we will continue the game to find an appropriate winner.
4. You cannot call out "Bingo!" after the review of the round begins.

# How to WIN!!

## FOUR IN A ROW!

Across, Up and Down, or Diagonally

Minimum Standards Bingo			
17	10		13
5	12	4	16
3	18	6	2
14	9	7	11

# How to WIN!!

## FOUR IN A ROW!

Across, Up and Down, or Diagonally

Minimum Standards Bingo			
17	10		13
5	12	4	16
3	18	6	2
14	9	7	11

# How to WIN!!

## FOUR IN A ROW!

Across, Up and Down, or Diagonally

Minimum Standards Bingo			
17	10		13
5	12	4	16
3	18	6	2
14	9	7	11

A









N







F

B



H





K






Q






D











T




S





X





C



G





O



E



J



OCT 24 2002



L







P



08/22/2007 9:50 am



R

APR 3 2002



A photograph of a grassy area next to a paved road. The grass is green and somewhat sparse, with patches of bare soil visible. A concrete curb separates the grass from the road on the left. In the background, there is a line of trees. A red 'U' is superimposed in a white box in the top right corner.

U

JUL 23 2001

W



JUL 24 2001





Y



Z

